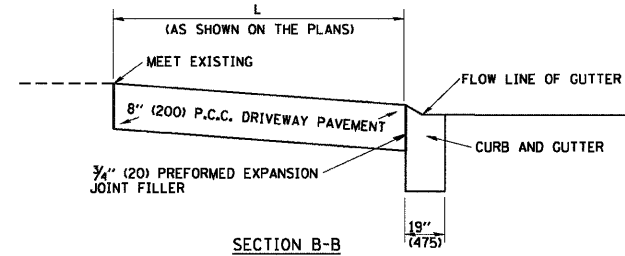


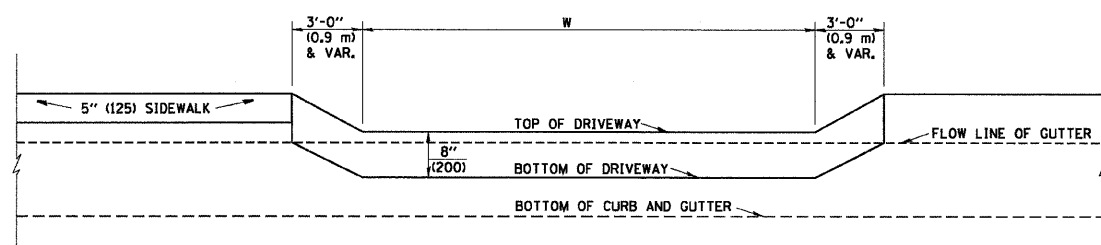
PLAN VIEW

NOTES:

1. EXPANSION JOINTS SHALL BE CONSTRUCTED AS SHOWN ON THE DETAILS FOR P.C.C. SIDEWALK.
2. THE CURB BETWEEN ADJACENT DRIVEWAYS SHALL BE FULL HEIGHT FOR A DISTANCE OF AT LEAST FOUR FEET (1.2 METERS).
3. P.C. CONCRETE DRIVEWAYS SHALL BE CONSTRUCTED AT LOCATIONS SHOWN ON THE PLANS OR AS DIRECTED BY THE ENGINEER.
4. 3/4" (20) PREFORMED EXPANSION JOINTS WILL NOT BE PAID FOR SEPARATELY BUT SHALL BE CONSIDERED INCIDENTAL TO P.C.C. DRIVEWAY PAVEMENT 8" (200).
5. COMBINATION CONC. CURB AND GUTTER SHALL BE MEASURED STRAIGHT ACROSS THE DRIVEWAY. NO ADDITIONAL COMPENSATION WILL BE ALLOWED FOR THE TRANSITION CURB AND GUTTER.

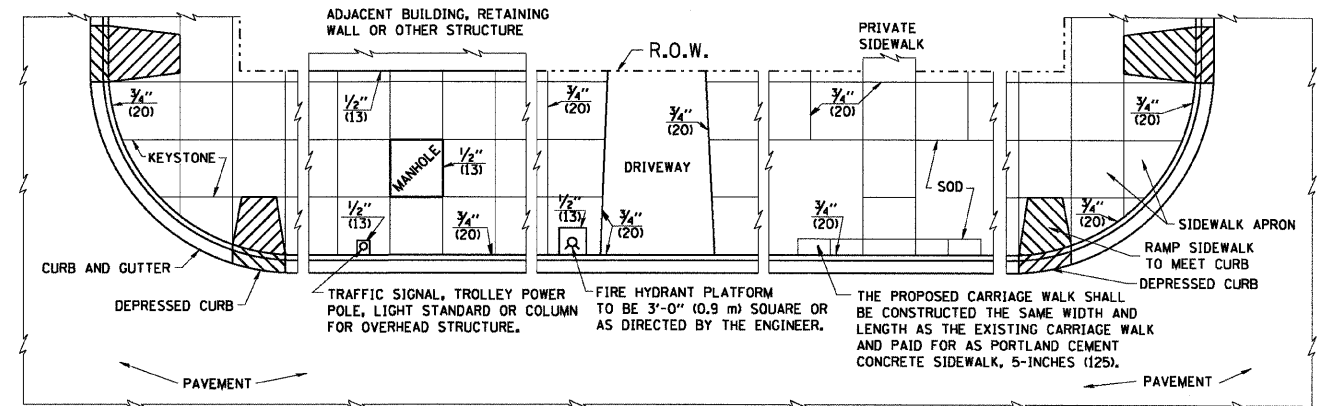


SECTION B-B



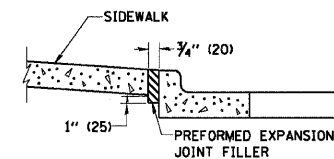
SECTION A-A

P.C.C. DRIVEWAY PAVEMENT DETAIL



NOTES:

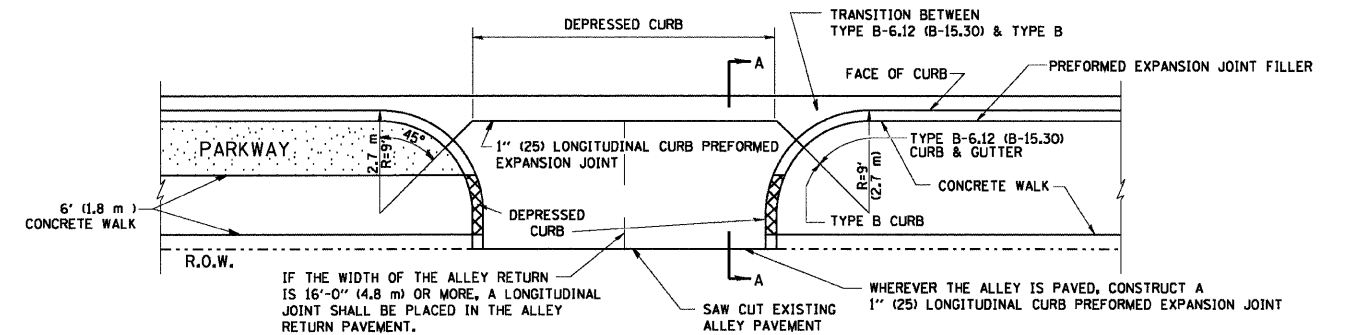
1. ONE-HALF INCH THICK EXPANSION JOINTS SHALL BE PLACED BETWEEN THE SIDEWALK AND ALL STRUCTURES SUCH AS LIGHT STANDARDS, TRAFFIC LIGHT STANDARDS, MANHOLES, WHICH EXTEND THROUGH THE SIDEWALK.
2. 3/4" (20) THICK EXPANSION JOINTS SHALL BE PLACED AT INTERVALS OF NOT MORE THAN 100 FEET (30 METERS) IN THE SIDEWALK. WHERE THE SIDEWALK IS CONSTRUCTED ADJACENT TO PAVEMENT OR CURB HAVING EXPANSION JOINTS, THE EXPANSION JOINTS IN THE SIDEWALK SHALL BE PLACED OPPOSITE THE EXISTING EXPANSION JOINTS AS NEARLY AS PRACTICABLE. EXPANSION JOINTS SHALL ALSO BE PLACED WHERE THE SIDEWALK ABUTS EXISTING SIDEWALKS, BETWEEN DRIVEWAY PAVEMENT AND SIDEWALK, AND BETWEEN SIDEWALK AND CURBS WHERE THE SIDEWALK ABUTS A CURB.



SLOPE FOR SIDEWALK  
1" (25) IN 3'-0" (0.9 m) IN CHICAGO

PORTLAND CEMENT CONCRETE SIDEWALK DETAILS

NOTES: NO EXTRA COMPENSATION SHALL BE ALLOWED FOR THE GUTTER FLARE



SECTION A-A

ALLEY RETURN DETAIL

|  |                             |                       |           |
|--|-----------------------------|-----------------------|-----------|
| FILE NAME =<br>W:\diststd\22x34\bd17.dgn | USER NAME = goglieno        | DESIGNED - M. DE YONG | REVISED - |
|  |                             | DRAWN -               | REVISED - |
|  | PLOT SCALE = 50.0000' / IN. | CHECKED -             | REVISED - |
|  | PLOT DATE = 1/4/2008        | DATE - 06-13-90       | REVISED - |

STATE OF ILLINOIS  
DEPARTMENT OF TRANSPORTATION

CITY OF CHICAGO  
DETAILS FOR P.C. CONCRETE DRIVEWAY, ALLEY RETURN AND SIDEWALK

SCALE: NONE SHEET NO. 1 OF 1 SHEETS STA. TO STA.

| F.A.U. RTE.                                     | SECTION         | COUNTY | TOTAL SHEETS       | SHEET NO. |
|---|-----------------|--------|--------------------|-----------|
| 2907  | 1Y (5,6 & 7) RS | COOK   | 17                 | 9         |
| BD400-03 (BD-17)                                |                 |        | CONTRACT NO. 62404 |           |
| FED. ROAD DIST. NO. 1 ILLINOIS FED. AID PROJECT |                 |        |                    |           |