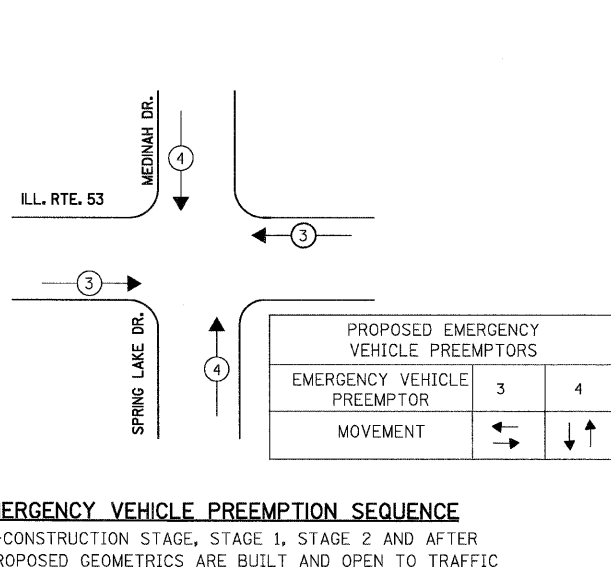
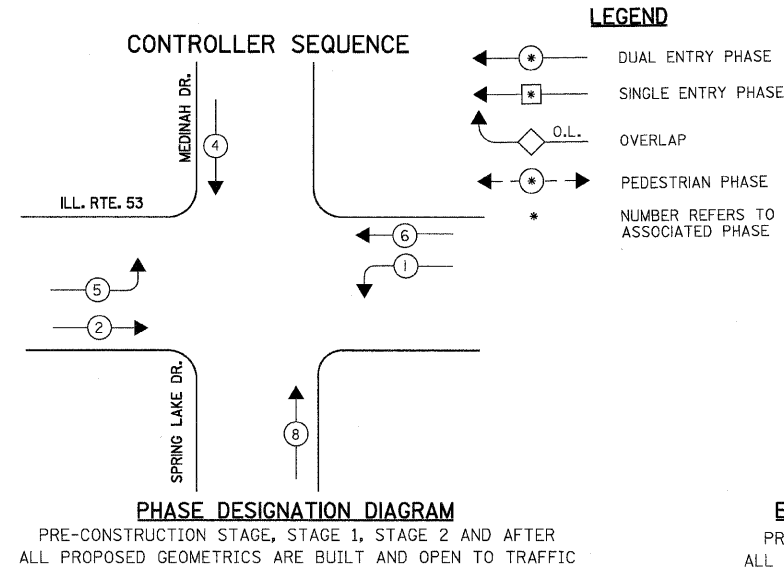


F.A.U. RTE.	SECTION	COUNTY	TOTAL SHEETS	SHEET NO.
2578	5328-1	DUPAGE	117	43
STA.		TO STA.		
FED. ROAD DIST. NO.		ILLINOIS	FED. AID PROJECT	

CONTRACT # 62881

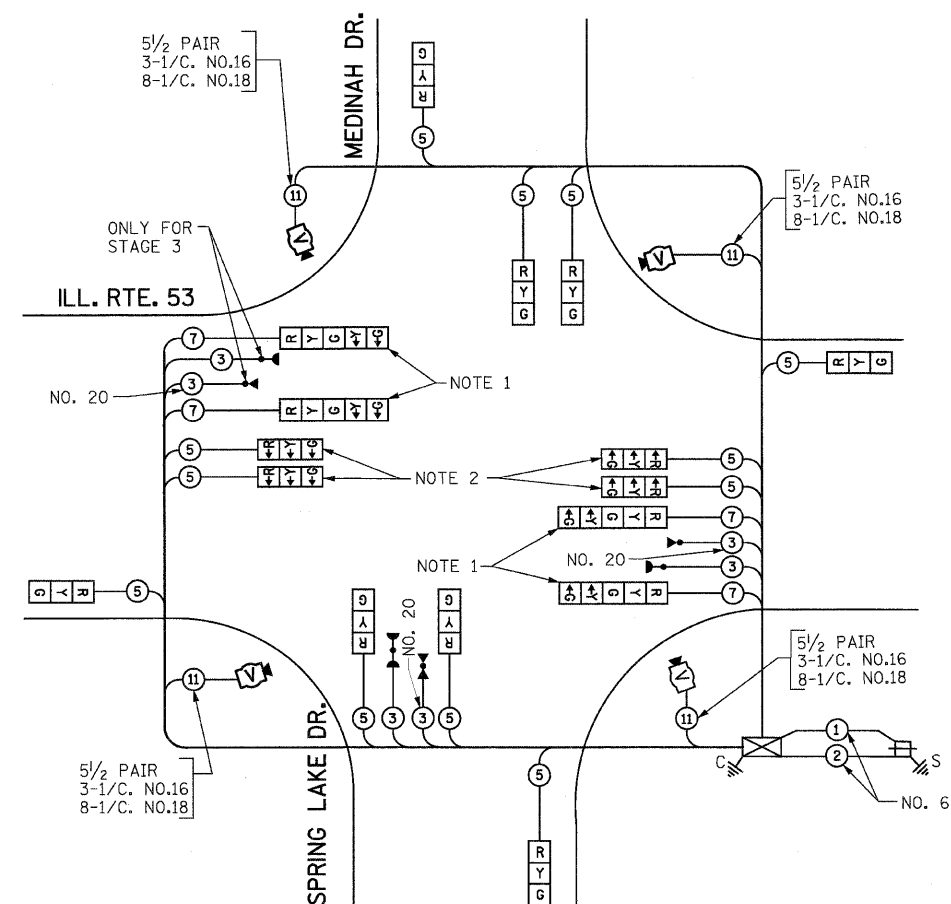
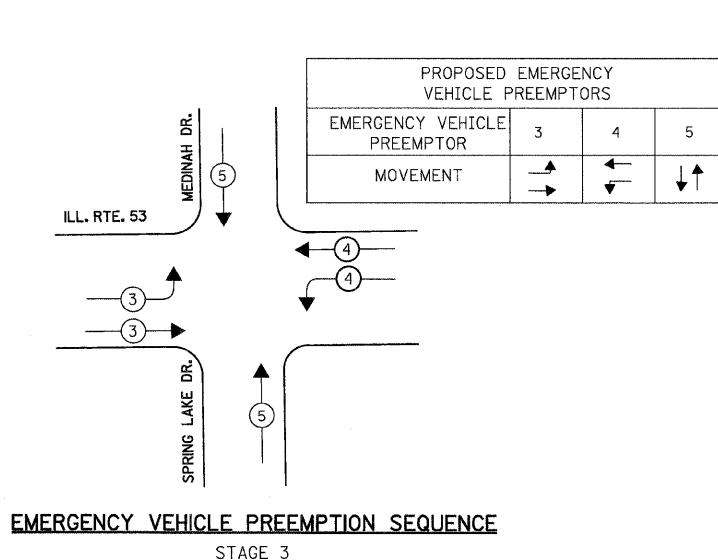
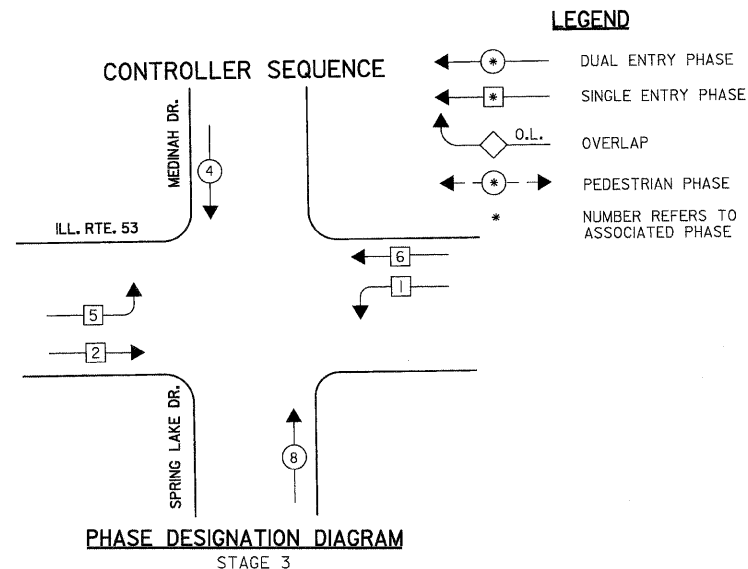


SCHEDULE OF QUANTITIES

QUANTITY	UNIT	ITEM
262	FOOT	CONDUIT IN TRENCH, 2" DIA., GALVANIZED STEEL
27	FOOT	CONDUIT IN TRENCH, 4" DIA., GALVANIZED STEEL
126	FOOT	CONDUIT PUSHED, 4" DIA., GALVANIZED STEEL
3	EACH	HANDHOLE
1	EACH	HEAVY-DUTY HANDHOLE
348	FOOT	TRENCH AND BACKFILL FOR ELECTRICAL WORK
217	FOOT	DETECTOR LOOP, TYPE 1
1	EACH	TEMPORARY TRAFFIC SIGNAL INSTALLATION
1	EACH	REMOVE EXISTING TRAFFIC SIGNAL EQUIPMENT
3	EACH	REMOVE EXISTING HANDHOLE
152	FOOT	PREFORMED DETECTOR LOOP

TEMPORARY CABLE DIAGRAM LEGEND

-
-
-
-
-
-
-
-
-
-
-
-



NOTE 1: THE GREEN AND YELLOW LEFT TURN ARROW SECTIONS IN THE 5-SECTION SIGNAL HEADS FOR THE NORTHBOUND AND SOUTHBOUND DIRECTION OF TRAFFIC SHALL BE BAGGED AND DISCONNECTED AT THE CONTROLLER DURING CONSTRUCTION STAGE 3. THE PHASE DESIGNATION DIAGRAM SHALL BE MODIFIED AS SHOWN IN THE PLANS AND AS DIRECTED BY THE ENGINEER. THESE SECTIONS SHALL BE RECONNECTED AND UNBAGGED WHEN PROPOSED ROADWAY GEOMETRICS ARE BUILT AND OPEN TO TRAFFIC. THE PHASE DESIGNATION DIAGRAM SHALL BE MODIFIED FOR THE PROPOSED GEOMETRICS AS NEEDED.

NOTE 2: THESE 3-SECTION SIGNAL HEADS WITH RED, YELLOW, AND GREEN LEFT TURN ARROW INDICATIONS ARE NEEDED IN CONSTRUCTION STAGE 3 AND SHALL BE ACTIVATED ONLY DURING THIS CONSTRUCTION STAGE. THESE SIGNAL HEADS SHALL BE DISCONNECTED AND REMOVED AFTER CONSTRUCTION STAGE 3.

I.D.O.T. TRAFFIC SIGNAL INSTALLATION ELECTRICAL SERVICE REQUIREMENTS					TOTAL WATTAGE
TYPE	NO LAMPS	WATTAGE	OPERATION		
SIGNAL (RED)	16	135	17	0.50	1080.0
(YELLOW)	16	135	25	0.25	540.0
(GREEN)	16	135	15	0.25	540.0
ARROW	-	135	12	0.10	0.0
PED. SIGNAL	-	90	25	1.00	0.0
CONTROLLER	1	100	100	1.00	100.0
ILLUM. SIGN				0.05	
FLASHER				0.50	
ENERGY COSTS TO:			TOTAL =		2260.0

ILLINOIS DEPARTMENT OF TRANSPORTATION
201 WEST CENTER COURT
SCHAUMBURG, ILLINOIS 60196-1096

ENERGY SUPPLY CONTACT: MR. ROBERT BEATTY
PHONE: (630) 691-4721
COMPANY: COMED

TEMPORARY CABLE PLAN

ALL CONSTRUCTION STAGES

GO GANDHI AND ASSOCIATES, INC.
ENGINEERS AND PLANNERS
6035 N. NORTHWEST HIGHWAY
SUITE 306
CHICAGO, ILLINOIS 60631 TEL. (773) 774-5910

REVISIONS	
NAME	DATE

ILLINOIS DEPARTMENT OF TRANSPORTATION
PARTIAL TEMPORARY TRAFFIC SIGNAL CABLE PLAN, PHASE DESIGNATION DIAGRAM, EMERGENCY VEHICLE PREEMPTION SEQUENCE, ILLINOIS ROUTE 53 AT SPRING LAKE DRIVE/MEDINAH DRIVE

SCALE: N.T.S.
DATE: 05/18/2007

DRAWN BY: KGP/RDP
DESIGNED BY: PKG
CHECKED BY: