CABLE PLAN LEGEND

EXISTING	PROPOSED	
C	G	8" (200mm) TRAFFIC SIGNAL SECTION
R	R	12" (300mm) TRAFFIC SIGNAL SECTION
W	W	12" (300mm) PEDESTRIAN SIGNAL SECTION
	00	12" (300mm) PEDESTRIAN SIGNAL SECTION
		CONTROLLER CABINET
		SERVICE INSTALLATION
T	T	TELEPHONE INSTALLATION
		VEHICLE DETECTOR, INDUCTION LOOP
		MAGNETIC DETECTOR
		EMERGENCY VEHICLE LIGHT DETECTOR
		CONFIRMATION BEACON
		PUSHBUTTON DETECTOR
		LUMINAIRE
2	2	DENOTES NUMBER OF CONDUCTORS. ALL CABLE NO. 14 EXCEPT AS INDICATED. ALL LOOP DETECTOR CABLE TO BE SHIELDED.
1	1	GROUND CABLE IN CONDUIT NO. 6 SOLID COPPER (GREEN)
24	24	FIBER OPTIC CABLE IN CONDUIT NO. 62.5/125 2-MM12F SM12F
R Y G G "E" "P"	R Y G Y G "P"	SIGNAL FACE WITH BACKPLATE. "P" INDICATES PROGRAMMED HEAD.
"E"		RAILROAD CONTROL CABINET
"E"		ILLUMINATED SIGN "NO LEFT TURN"
		ILLUMINATED SIGN "NO RIGHT TURN"
		WIRELESS ANTENNA
H/C	H/C	GROUND ROD AT HANDHOLE (H), DOUBLE HANDHOLE (H), OR CONTROLLER (C)
P/MA	P/MA	GROUND ROD AT POST (P) OR MAST ARM POLE (MA)
S	S	GROUND ROD AT ELECTRIC SERVICE INSTALLATION
B	B	UNINTERRUPTABLE POWER SUPPLY
*	*	LED STREET NAME SIGN
V	V	VIDEO DETECTION CAMERA
		PAN/TILT/ZOOM CAMERA

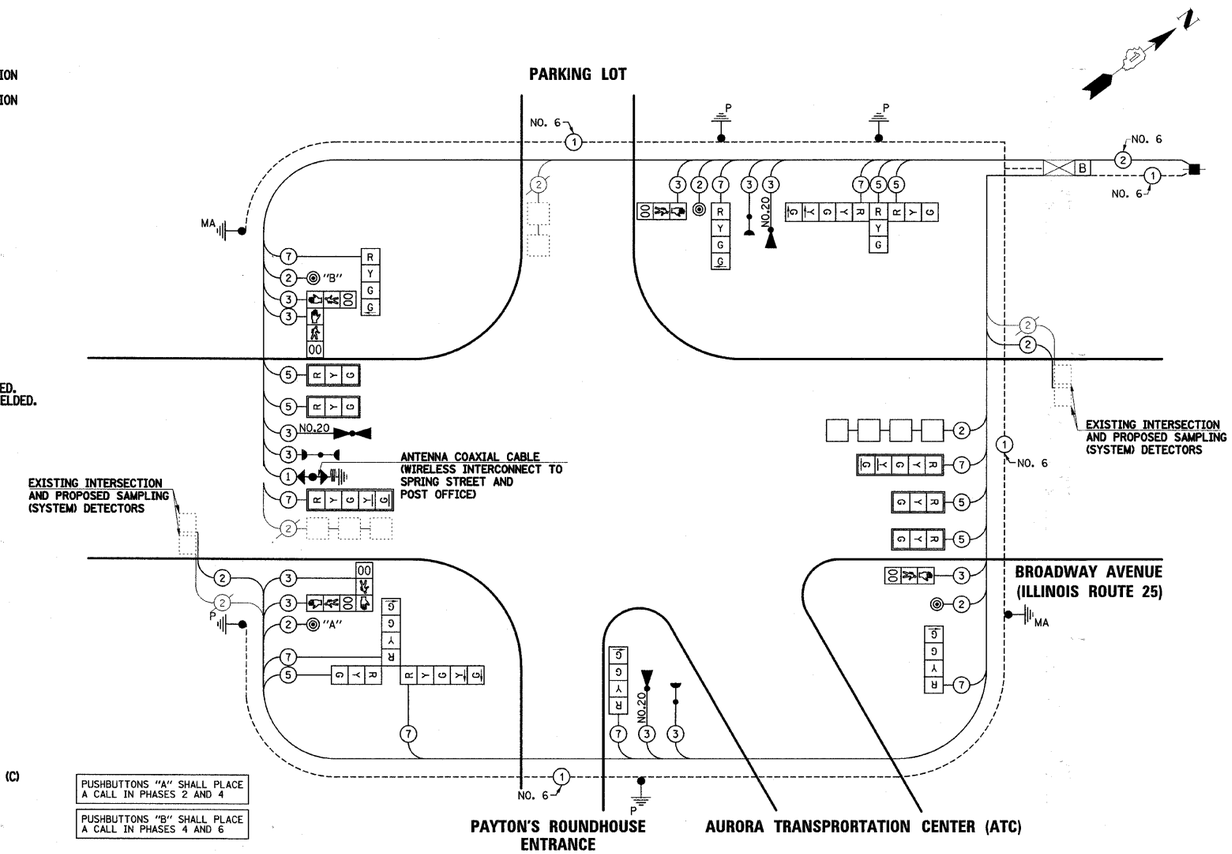

PUSHBUTTONS "A" SHALL PLACE A CALL IN PHASES 2 AND 4

PUSHBUTTONS "B" SHALL PLACE A CALL IN PHASES 4 AND 6

SCHEDULE OF QUANTITIES

PAY ITEM DESCRIPTION	UNIT	TRANSPORTATION CENTER
PORTLAND CEMENT CONCRETE SIDEWALK 6"	SQ FT	53
DETECTABLE WARNINGS	SQ FT	21
COMBINATION CURB AND GUTTER REMOVAL	FOOT	11
SIDEWALK REMOVAL	SQ FT	53
COMBINATION CONCRETE CURB AND GUTTER, TYPE B-6.12	FOOT	11
THERMOPLASTIC PAVEMENT MARKING - LINE 12"	FOOT	384
THERMOPLASTIC PAVEMENT MARKING - LINE 24"	FOOT	127
PAVEMENT MARKING REMOVAL	SQ FT	445
CONDUIT IN TRENCH, 2 1/2" DIA.,GALVANIZED STEEL	FOOT	102
CONDUIT IN TRENCH, 4" DIA.,GALVANIZED STEEL	FOOT	128
CONDUIT PUSHED, 4" DIA., GALVANIZED STEEL	FOOT	196
TRENCH AND BACKFILL FOR ELECTRICAL WORK	FOOT	230
MAINTENANCE OF EXISTING TRAFFIC SIGNAL INSTALLATION	EACH	1
FULL-ACTUATED CONTROLLER IN EXISTING CABINET	EACH	1
ELECTRIC CABLE IN CONDUIT, SIGNAL NO. 14 2C	FOOT	645.5
ELECTRIC CABLE IN CONDUIT, SIGNAL NO. 14 3C	FOOT	1458
ELECTRIC CABLE IN CONDUIT, SIGNAL NO. 14 5C	FOOT	1195
ELECTRIC CABLE IN CONDUIT, SIGNAL NO. 14 7C	FOOT	1596.5
ELECTRIC CABLE IN CONDUIT, LEAD-IN, NO. 14 1 PAIR	FOOT	1203
ELECTRIC CABLE IN CONDUIT, SERVICE, NO. 6 2C	FOOT	65.5
TRAFFIC SIGNAL POST, GALVANIZED STEEL 16 FT.	EACH	2
TRAFFIC SIGNAL POST, GALVANIZED STEEL 18 FT.	EACH	2
STEEL MAST ARM ASSEMBLY AND POLE, 30 FT.	EACH	1
STEEL MAST ARM ASSEMBLY AND POLE, 34 FT.	EACH	1
CONCRETE FOUNDATION, TYPE A	FOOT	16
CONCRETE FOUNDATION, TYPE E 30-INCH DIAMETER	FOOT	27
DRILL EXISTING HANDHOLE	EACH	18
SIGNAL HEAD, LED, 1-FACE, 3-SECTION, MAST ARM MOUNTED	EACH	4
SIGNAL HEAD, LED, 1-FACE, 4-SECTION, BRACKET MOUNTED	EACH	4
SIGNAL HEAD, LED, 1-FACE, 5-SECTION, MAST ARM MOUNTED	EACH	2
SIGNAL HEAD, LED, 3-FACE, 2-3 SECTION, 1-5 SECTION, BRACKET MOUNTED	EACH	1
PEDESTRIAN SIGNAL HEAD, LED, 1-FACE, BRACKET MOUNTED WITH COUNTDOWN TIMER	EACH	2
PEDESTRIAN SIGNAL HEAD, LED, 2-FACE, BRACKET MOUNTED WITH COUNTDOWN TIMER	EACH	2
TRAFFIC SIGNAL BACKPLATE, LOUVERED, ALUMINUM	EACH	6
INDUCTIVE LOOP DETECTOR	EACH	3
DETECTOR LOOP, TYPE I	FOOT	144
LIGHT DETECTOR	EACH	3
LIGHT DETECTOR AMPLIFIER	EACH	1
PEDESTRIAN PUSH-BUTTON	EACH	4
REMOVE ELECTRIC CABLE FROM CONDUIT	FOOT	4112
REMOVE EXISTING TRAFFIC SIGNAL EQUIPMENT	EACH	1
REMOVE EXISTING CONCRETE FOUNDATION	EACH	6
PAINT NEW MAST ARM POLE, UNDER 40 FEET	EACH	2
SERVICE INSTALLATION - POLE MOUNTED	EACH	1
PAINT TRAFFIC SIGNAL POST	EACH	4
UNINTERRUPTABLE POWER SUPPLY	EACH	1
ELECTRIC CABLE IN CONDUIT, GROUNDING, NO. 6 1C	FOOT	610.5
ELECTRIC CABLE IN CONDUIT, NO. 20 3C TWISTED SHIELDED	FOOT	373
GROUND EXISTING HANDHOLE FRAME AND COVER	EACH	8
SIGNAL HEAD, LED, 3-FACE, 1-3 SECTION, 1-4 SECTION, 1-5 SECTION, BRACKET MOUNTED	EACH	1

I.D.O.T TRAFFIC SIGNAL INSTALLATION ELECTRICAL SERVICE REQUIREMENTS					TOTAL WATTAGE
TYPE	NO. LAMPS	WATTAGE INCAND.	WATTAGE LED	% OPERATION	
SIGNAL (RED)	16		17	0.50	136
(YELLOW)	16		25	0.25	100
(GREEN)	16		15	0.25	60
ARROW	13		12	0.10	15.6
PED. SIGNAL	6		25	1.00	150
CONTROLLER	1		100	1.00	100
UPS	1		25	1.00	25
				TOTAL =	586.6

ENERGY COSTS TO: CITY OF AURORA
44 E. DOWNER PLACE
AURORA, ILLINOIS 60507-2067

ENERGY SUPPLY CONTACT: MARK SCHERIBEL
PHONE: (630) 723-2128
COMPANY: COMMONWEALTH EDISON

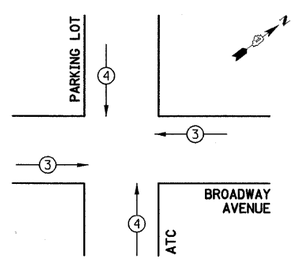

EMERGENCY VEHICLE PREEMPTION SEQUENCE

PROPOSED EMERGENCY VEHICLE PREEMPTORS		
PROPOSED EMERGENCY VEHICLE PREEMPTORS	3	4
MOVEMENT	← →	↓ ↑

FOUNDATION (DEPTH)		FT. (m)	CABLE SLACK	FT. (m)	VERTICAL	FT. (m)
TYPE A - POST		4 (1.2)	HANDHOLE	6.5 (2.0)	ALL FOUNDATIONS	3.5 (1.0)
C - CONTROLLER		4 (1.2)	DOUBLE HANDHOLE	13 (4.0)	MAST ARM (L) POLE	20'+L-2=
D - CONTROLLER		4 (1.2)	SIGNAL POST	2 (1.0)		(6m+L-0.6m)
E - M.A. LENGTH			CONTROLLER CAB.	1 (0.5)	BRACKET MOUNTED	13 (4.0)
<30'	30" (900mm)	10 (3.0)	FIBER OPTIC	13 (4.0)	PED. PUSHBUTTON	4 (1.2)
<40'	30" (750mm)	13.5 (4.1)	ELECTRIC SERVICE	1 (0.5)	ELECTRIC SERVICE	13.5 (4.1)
<40'	36" (900mm)	11 (3.4)	GROUND CABLE	1 (0.5)	SERVICE TO GROUND	13.5 (4.1)
<50'	36" (900mm)	13 (4.0)			POST MOUNTED	6 (1.8)
≥50'	36" (900mm)	15 (4.6)				

CONTROLLER SEQUENCE

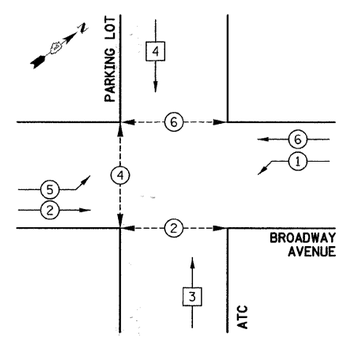

PHASE DESIGNATION DIAGRAM

CONTROLLER SEQUENCE LEGEND

- DUAL ENTRY PHASE
- SINGLE ENTRY PHASE
- OL OVERLAP
- * NUMBER REFERRING TO ASSOCIATED PHASE
- PEDESTRIAN PHASE

THE TRAFFIC SIGNAL CONTROL EQUIPMENT FOR THIS PROJECT SHALL BE "ECONOLITE" TO MATCH THE EXISTING ADJACENT SYSTEM.

THE EMERGENCY VEHICLE PREEMPTION EQUIPMENT FOR THIS PROJECT SHALL BE OPTICOM AS REQUIRED BY THE CITY OF AURORA.

FILE NAME = $FILE1$	USER NAME = $USER$	DESIGNED -	REVISED -	STATE OF ILLINOIS DEPARTMENT OF TRANSPORTATION	CABLE PLAN AND PHASE DESIGNATION DIAGRAM IL ROUTE 25 AT AURORA TRANSPORTATION CENTER
		DRAWN BAH	REVISED -		
	PLOT SCALE = $SCALE$	CHECKED APS	REVISED -		
	PLOT DATE = 6/8/2009	DATE JAN 16 2009	REVISED -		SCALE: SHEET NO. OF SHEETS STA. TO STA.

F.A.U. RTE.	SECTION	COUNTY	TOTAL SHEETS	SHEET NO.
2503	08-00272-00-TL	KANE	40	27
		CONTRACT NO. 63177		
FED. ROAD DIST. NO.	ILLINOIS	FED. AID PROJECT		

PLAN: SURVEYED / PLOTTED / ALIGNMENT CHECKED / DGN FILE VALIDATED / CADD FILE NAME / NOTE BOOK / NO. / BY / DATE

PROFILE: SURVEYED / PLOTTED / GRADES CHECKED / DGN FILE VALIDATED / STRUCTURE NOTATNS CHKD / NOTE BOOK / NO. / BY / DATE