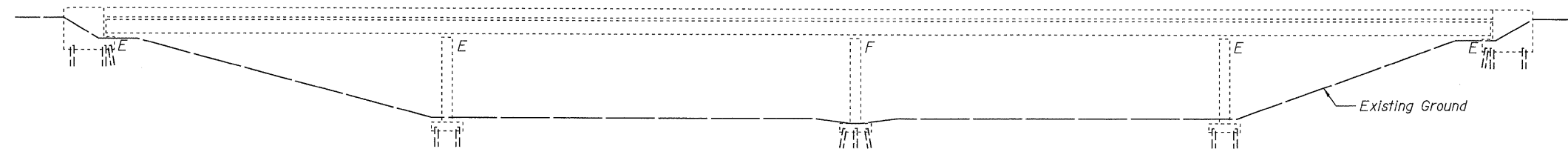


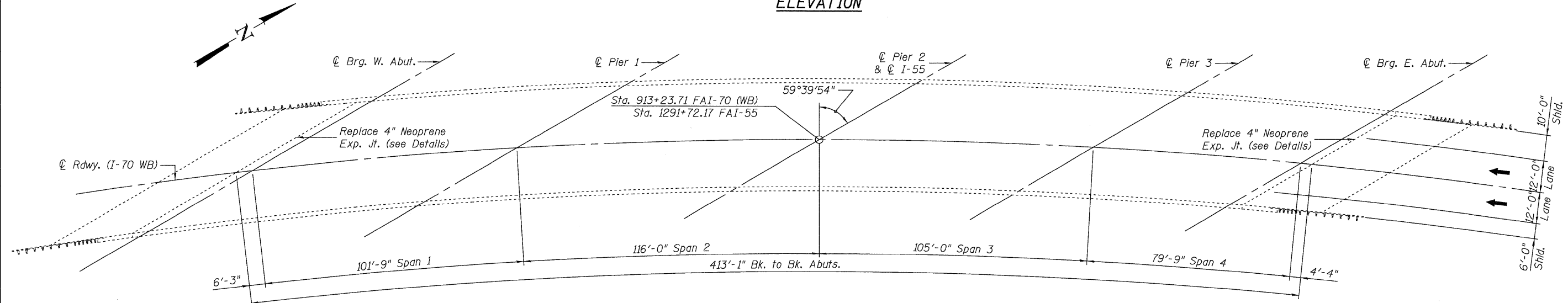
STATE OF ILLINOIS
DEPARTMENT OF TRANSPORTATION

INDEX OF SHEETS

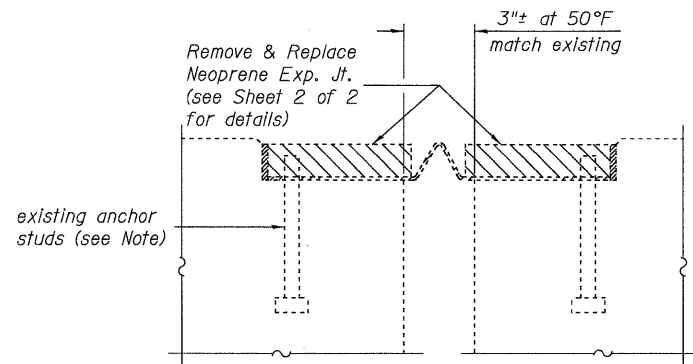
Sheet No.	Description
1	Gen. Plan, Gen. Notes & Total Bill of Mat'l
2	Expansion Joint Details



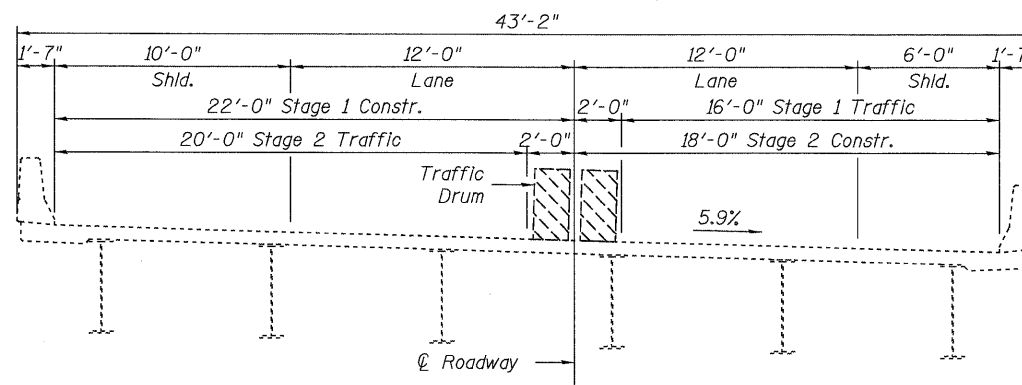
ELEVATION



PLAN



SECTION AT EXPANSION JOINT




CROSS SECTION
(Looking East)

TOTAL BILL OF MATERIAL

ITEM	UNIT	SUPER	SUB	TOTAL
Neoprene Expansion Joint 4"	Foot	178	--	178
Bridge Washing No. 6	Each	1	--	1

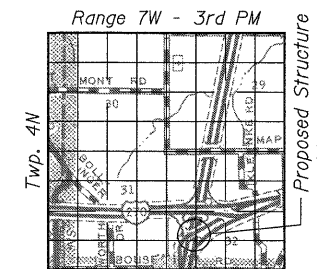
Note:
The new expansion joint assembly shall accommodate the existing dimensions, to be measured by the Contractor. Existing anchor studs shall be cut off flush with the bottom of the concrete blockout and sealed with epoxy. Install new studs by epoxy grouting into drilled holes according to Section 584 of the Standard Specifications. New studs shall be embedded a minimum of 5" into concrete, and shall be spaced to provide a minimum clear distance of 2" from the existing studs.

JD Johnson, Depp & Quisenberry
CONSULTING ENGINEERS
Springfield, Illinois



Signed: *David Depp*
Date: *6-4-2009*
Lic. Expires: 11-30-2010

DESIGNED: JDQ	DRAWN: PTR
CHECKED: DCD	CHECKED: DCD



LOCATION SKETCH

GENERAL PLAN & ELEVATION
F.A.I. ROUTE 70 (WB) OVER
F.A.I. ROUTE 55
STRUCTURE NO. 060-0022

SHEET 1 OF 2	F.A.I. RTE.	SECTION	COUNTY	TOTAL SHEETS	SHEET NO.
	70	60-(6,9,10)BR	MADISON	150	105
		STA. 913+23.71	CONTRACT NO. 76A73		
FED. ROAD DIST. NO. ILLINOIS FED. AID PROJECT					

FILE: M:\projects\10166 IL-08VV\1-70 Resurfacing\5-SNO600022-10WB-55 0600022-76A73-01-gplan.dgn
DATE: 06/11/2009 17:26:47
USER: SJS