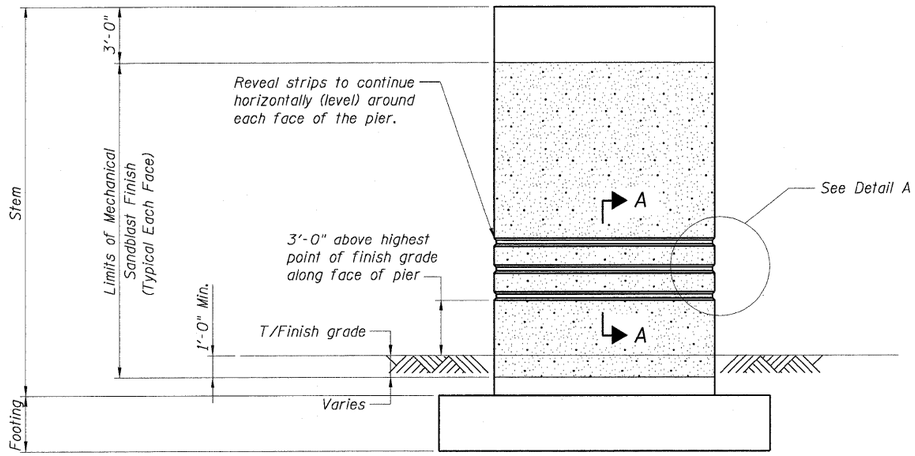

INTERMEDIATE PIER ELEVATION
(Pier 1 thru. 5 & Pier 7)

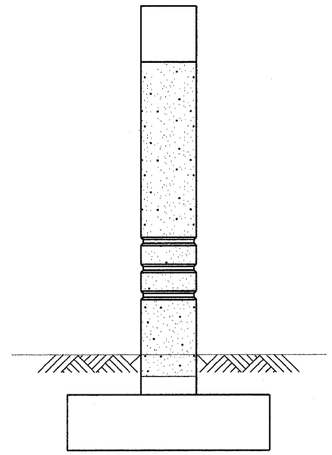

SIDE ELEVATION

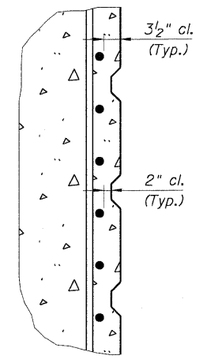

SECTION A-A

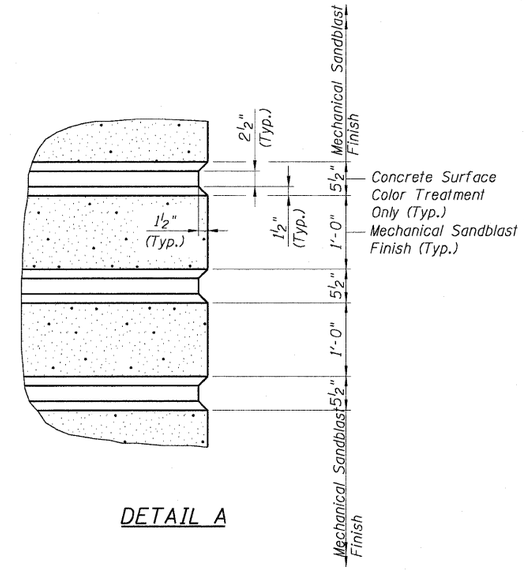

DETAIL A

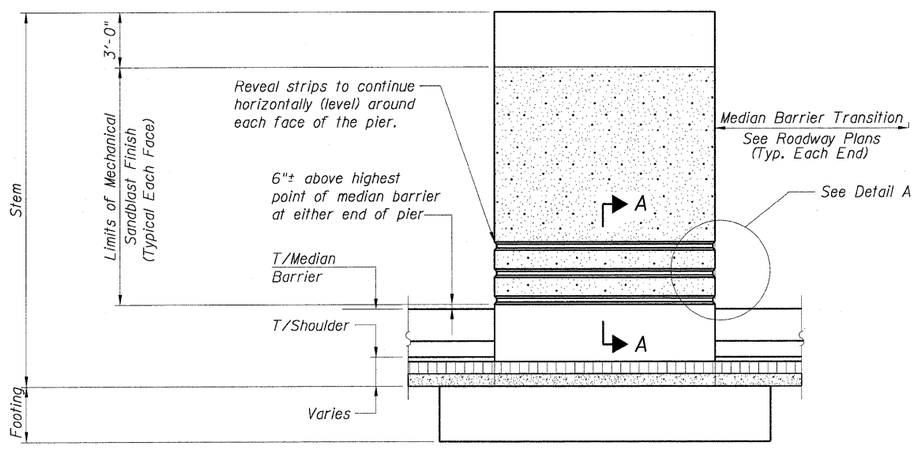

MEDIAN PIER ELEVATION
(Pier 6)

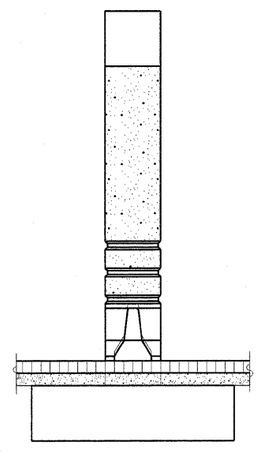

SIDE ELEVATION

NOTES:

1. For actual pier dimensions and reinforcing see individual bridge plan sets.
2. Concrete Surface Color Treatment will be paid for per square foot of reveals colored. Forming of reveals is included in the cost of "Concrete Structures".
3. Mechanical Sandblast Finish will be paid for per square foot of finished surface.

LEGEND:

- Limits of Mechanical Sandblast Finish
- Earth
- Shoulder Paving
- Sub Base

FILE NAME = 082-0394_76C47_S18_PIER-08.dgn	USER NAME = bhatta	DESIGNED - DEV	REVISED -	STATE OF ILLINOIS DEPARTMENT OF TRANSPORTATION	URBAN DESIGN GUIDELINES SOLID PIER ENHANCEMENTS STRUCTURE NO. 082-0394	F.A. RTE.	SECTION	COUNTY	TOTAL SHEETS	SHEET NO.
		DRAWN - MK	REVISED -			64	82-1-1HBR	ST. CLAIR	93	59
	PLOT SCALE = 0d 'x' / IN.	CHECKED - ATB	REVISED -					CONTRACT NO. 76C47		
	PLOT DATE = 5/4/2009	DATE - 05/01/09	REVISED -		SCALE: SHEET NO. OF SHEETS STA. TO STA.	FED. ROAD DIST. NO.	ILLINOIS	FED. AID PROJECT		