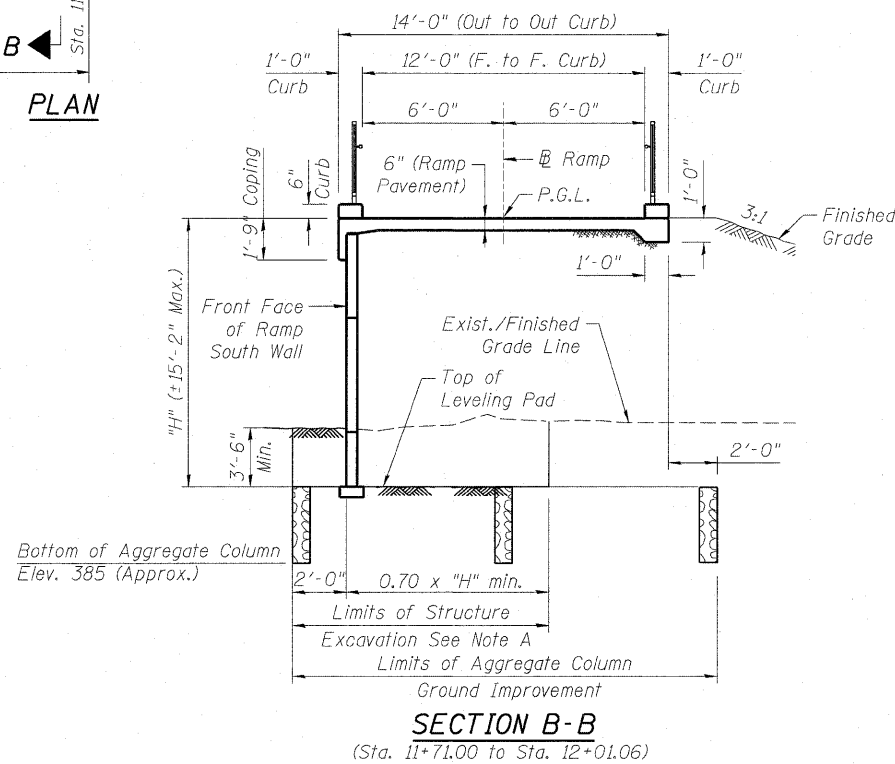
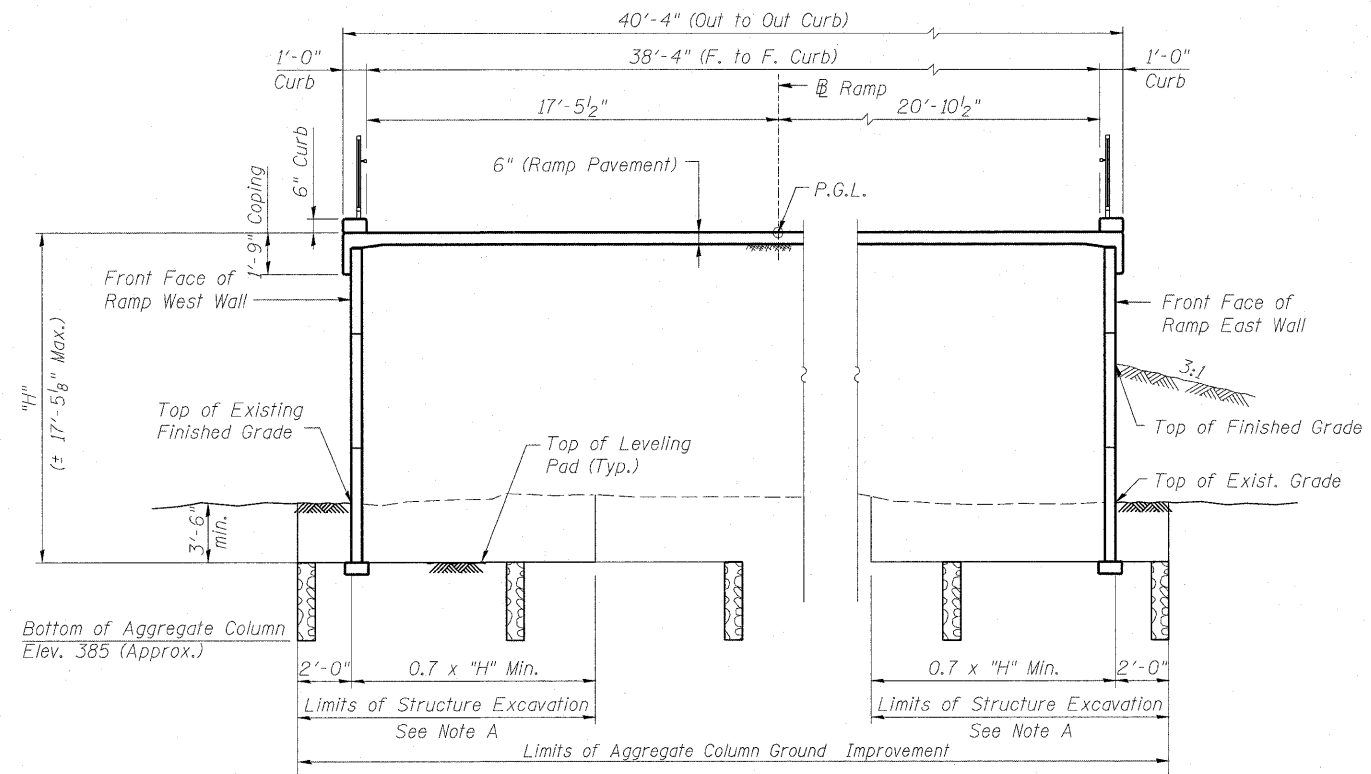


PLAN



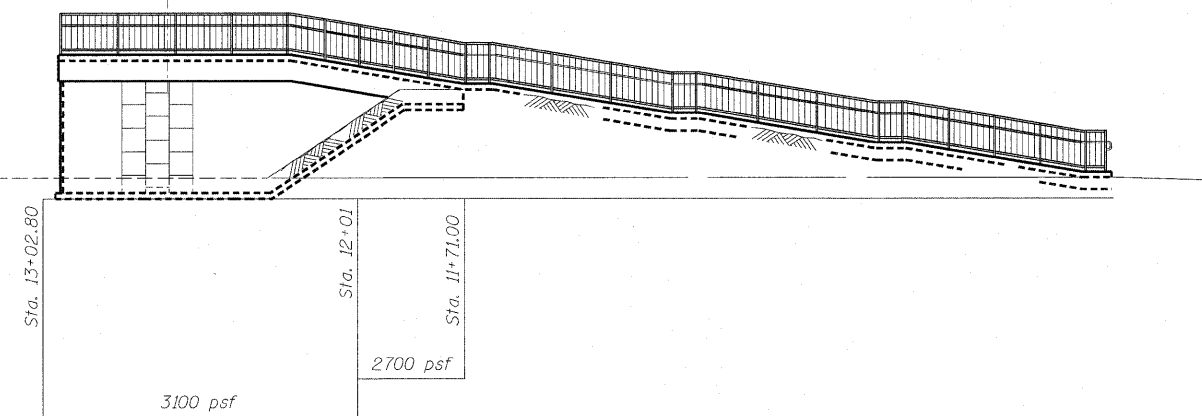
SECTION B-B

(Sta. 11+71.00 to Sta. 12+01.06)



SECTION A-A

Similar Ramp West Wall, North Wall, East Wall and South Wall starting at Sta. 11+71.06



EQUIVALENT UNIFORM SERVICE BEARING PRESSURE

(At top of ground improvement)
(Looking North Ramp South Wall Shown)

Note A:

Within the Limits of Structure Excavation, depth of the aggregate column for Aggregate Column Ground Improvement will be measured from Top of Leveling Pad to Bottom of the Aggregate Column.

GROUND IMPROVEMENT PERFORMANCE REQUIREMENTS

1. Post-construction settlement of MSE wall shall not exceed 1.0 inch.
2. Minimum factor of safety for Global Stability shall be 1.5.
3. Minimum factor of safety for Equivalent Uniform Service Bearing Pressure shall be 2.5.
4. Total settlement shall not exceed 4.0 inch.

Notes:

Aggregate column ground improvement shall be designed and installed by the Contractor in accordance with special provision for Aggregate Column Ground Improvement.

LEGEND

Aggregate Column Ground Improvement

BILL OF MATERIAL

Item	Unit	Quantity
Aggregate Column Ground Improvement	Cu. Yd.	3,525

Sheet No. WA-9 of 12

FILE NAME = 082-W228-76C47_S09_ACGI-01.dgn	USER NAME = bhatta	DESIGNED - DD	REVISIONS -	STATE OF ILLINOIS DEPARTMENT OF TRANSPORTATION	AGGREGATE COLUMN GROUND IMPROVEMENT DETAIL STRUCTURE NO. 082-W228	F.A. RTE. 64	SECTION 82-1-1HR	COUNTY ST. CLAIR	TOTAL SHEETS 93	SHEET NO. 75	
PLLOT SCALE = 0:1 1/2" / IN.	CHECKED - ATB	DATE - 05/01/09	REVISIONS -			SCALE:	SHEET NO. OF SHEETS STA. TO STA.	FED. ROAD DIST. NO.	ILLINOIS FED. AID PROJECT	CONTRACT NO. 76C47	
PLLOT DATE = 6/15/2009	DATE - 05/01/09	REVISIONS -	REVISIONS -								