

ROUTE NO.	SECTION	COUNTY	TOTAL SHEETS	SHEET NO.
C.H. 3	93-00112-00-BR	JO DAVIESS	42	1
STAGECOACH TRIAL		ILLINOIS		

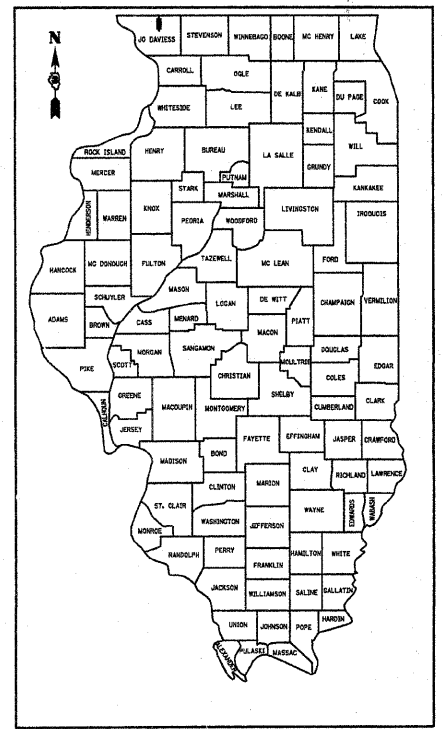
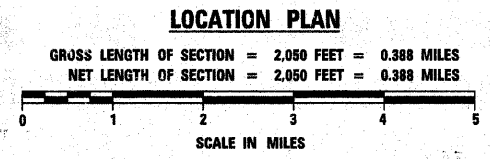
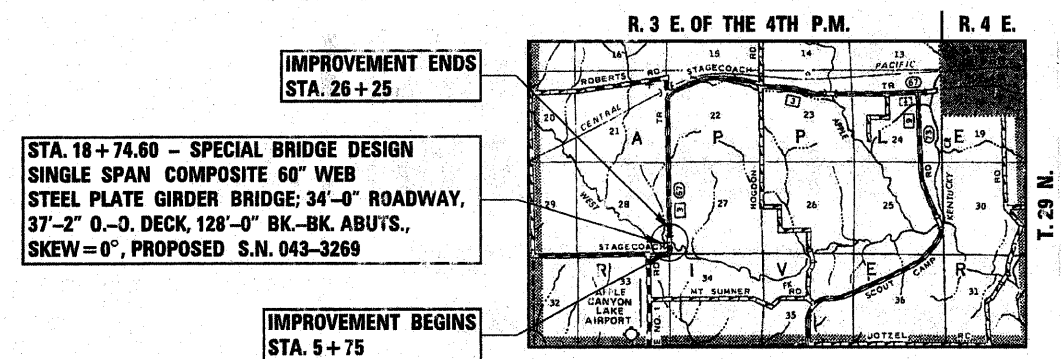

CONTRACT NO. 85462

**STATE OF ILLINOIS**  
**DEPARTMENT OF TRANSPORTATION**  
**DIVISION OF HIGHWAYS**  
**PLANS FOR PROPOSED**  
**HIGHWAY BRIDGE PROGRAM**

**SECTION 93-00112-00-BR**  
**JO DAVIESS COUNTY**  
**PROJECT NO. BRS-067 (107)**  
**C.H. 3**  
**JOB NO. C-92-084-96**  
**CONTRACT NO. 85462**

SHEET NO.	INDEX OF SHEETS	TITLE
1.	COVER SHEET	
2.	SUMMARY OF QUANTITIES, GENERAL NOTES & TYPICAL SECTIONS	
3.-5.	PLAN AND PROFILE SHEET	
6.-7.	ENTRANCE DETAILS & FENCING DETAILS	
8.	APPROACH SLAB CONNECTOR DETAILS	
9.	SHOULDER AND GUARDRAIL DETAILS	
10.-28.	BRIDGE PLANS	
29.-39.	STATION CROSS SECTIONS	
40.-42.	EROSION CONTROL PLAN	


- STANDARDS:**
- 280001-04 TEMPORARY EROSION CONTROL SYSTEMS
  - 420401-07 BRIDGE APPROACH PAVEMENT CONNECTOR
  - 515001-03 NAME PLATE FOR BRIDGES
  - 601101-01 CONCRETE HEADWALL FOR PIPE DRAIN
  - 630001-08 STEEL PLATE BEAM GUARDRAIL
  - 630301-05 SHOULDER WIDENING FOR TYPE 1 (SPECIAL) GUARDRAIL TERMINALS
  - 631031-07 TRAFFIC BARRIER TERMINAL, TYPE 6
  - 635006-03 REFLECTOR AND TERMINAL MARKER PLACEMENT
  - 665001-02 WOVEN WIRE FENCE
  - 701001-02 OFF-ROAD OPERATIONS, 2L, 2W, MORE THAN 4.5 M (15') AWAY
  - 701006-03 OFF-ROAD OPERATIONS, 2L, 2W, 4.5 M (15') TO 600 MM (24") FROM PAVEMENT EDGE
  - 701201-03 LANE CLOSURE, 2L, 2W, DAY ONLY, FOR SPEEDS > 45 M.P.H.
  - 701301-03 LANE CLOSURE, 2L, 2W, SHORT TIME OPERATIONS
  - 701311-03 LANE CLOSURE, 2L, 2W, MOVING OPERATIONS - DAY ONLY
  - 701901-01 TRAFFIC CONTROL DEVICES
  - 720011-01 METAL POSTS FOR SIGNS, MARKERS AND DELINEATORS
  - 728001-01 TELESCOPING STEEL SIGN SUPPORT
  - 729001-01 APPLICATIONS OF TYPES A AND B METAL POSTS (FOR SIGNS & MARKERS)
  - 780001-02 TYPICAL PAVEMENT MARKINGS
  - BLR 21-8 TYPICAL APPLICATION OF TRAFFIC CONTROL DEVICES FOR CONSTRUCTION ON RURAL LOCAL HIGHWAYS
  - BLR 22-6 TYPICAL APPLICATION OF TRAFFIC CONTROL DEVICES FOR CONSTRUCTION ON RURAL LOCAL HIGHWAYS (TWO LANE, TWO WAY RURAL TRAFFIC) (ROAD CLOSED TO THRU TRAFFIC)



LOCATION OF SECTION INDICATED THUS:

**CLASSIFICATION: RURAL TWO-LANE COLLECTOR**  
**DESIGN VOLUME: 400-750 ADT**  
**CURRENT ADT: 660 (2009)**  
**DESIGN ADT: 720 (2029)**  
**DESIGN SPEED: 55 MPH**

TOLL FREE JOINT UTILITY LOCATING  
 INFORMATION FOR EXCAVATORS (J.U.L.I.E.)  
 TELEPHONE NUMBER 1-800-892-0123



*Cary J. Cartwright* 6-1-09  
 ILLINOIS PROFESSIONAL NO. 43408  
 EXPIRES 11-30-09

APPROVED	6-2 2009
<i>Cary J. Cartwright</i>	
PASSED	June 9 2009
<i>John F. [Signature]</i>	
DISTRICT ENGINEER OF LOCAL ROADS & STREETS	
RELEASED FOR BID	June 9 2009
BASED ON LIMITED	<i>Chang E. [Signature]</i>
REVIEW	DEPUTY DIRECTOR OF HIGHWAYS, REGION TWO ENGINEER
STATE OF ILLINOIS DEPARTMENT OF TRANSPORTATION	

4440 ASH GROVE  
 SPRINGFIELD, IL 62711  
 (217) 793-8600  
 www.fehr-graham.com

**FEHR-GRAHAM & ASSOCIATES, LLC**  
 ENGINEERING AND SCIENCE CONSULTANTS  
MEMBER OF THE FERRIS GROUP