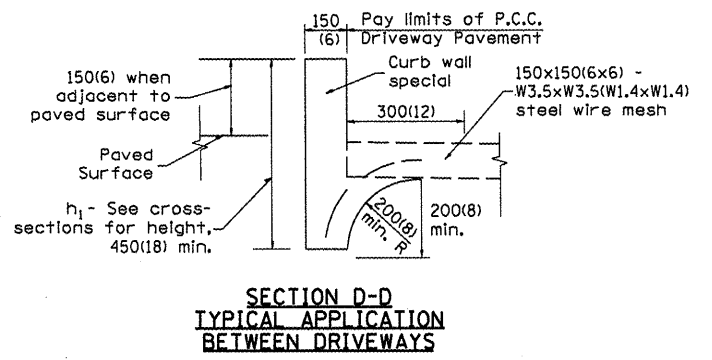
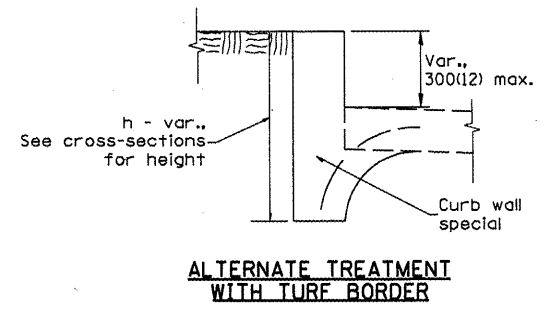
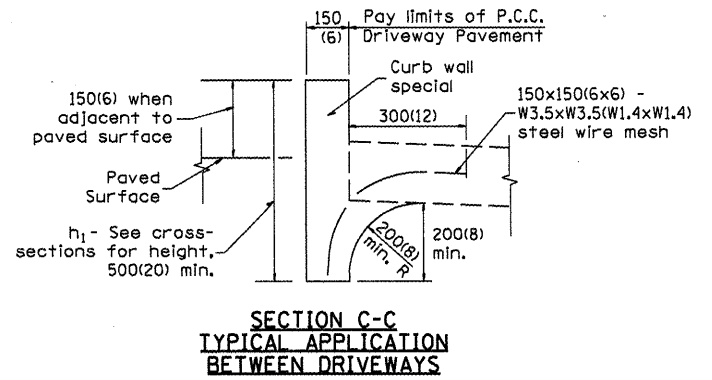
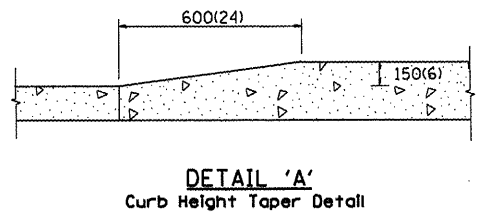
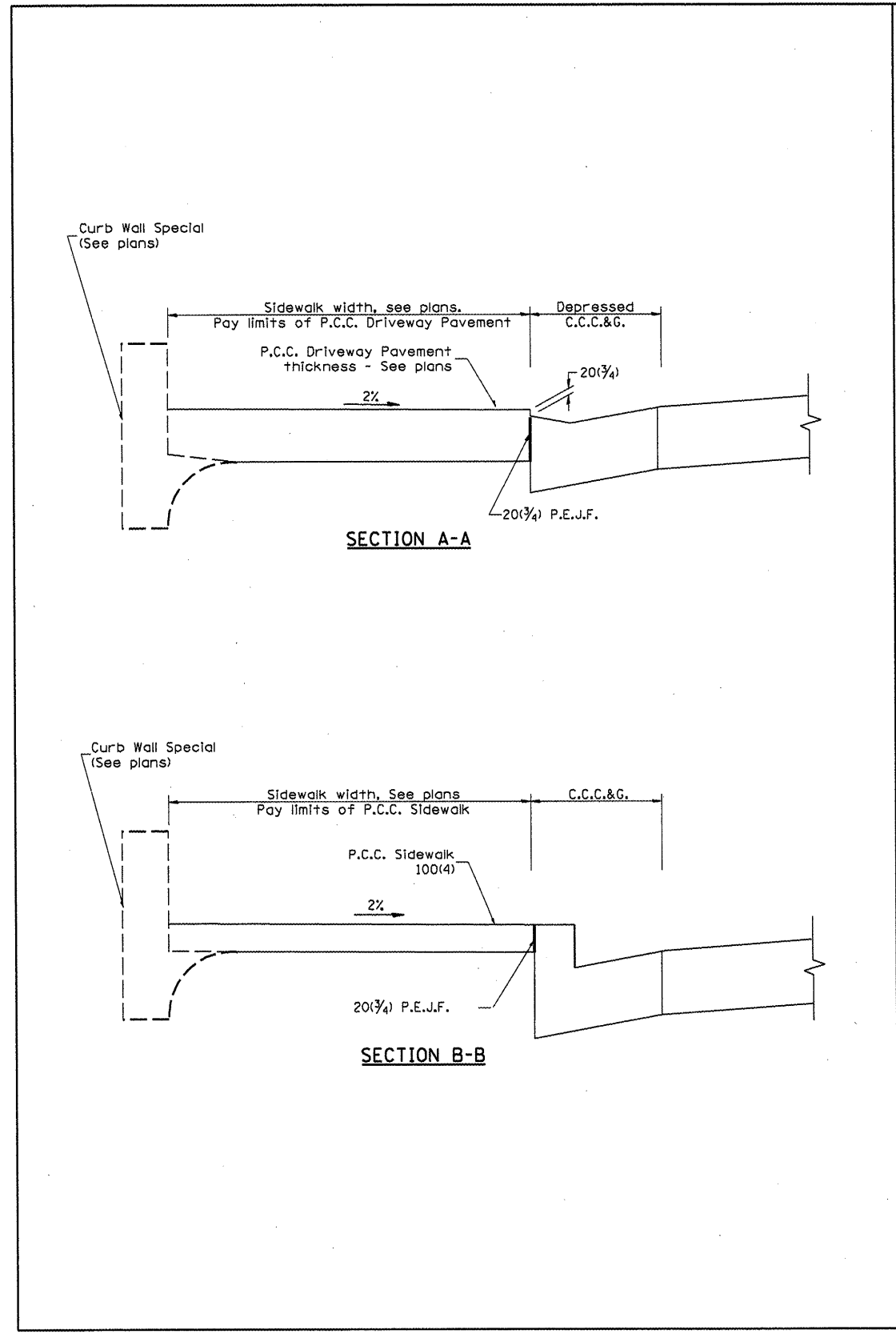


89507

F.A. RTE.	SECTION	COUNTY	TOTAL SHEETS	SHEET NO.
STA.	TO STA.			
FED. ROAD DIST. NO.	ILLINOIS FED. AID PROJECT			



**CURB WALL - SPECIAL**

Measurement formula:  $h_1 \times \text{length constructed} = \text{Payment area in square meters (square feet)}$

**GENERAL NOTES**

1. The Curb Wall, Special, shall be poured monolithically with the adjacent P.C.C. Driveway Pavement or P.C.C. Sidewalk.
2. All provisions of Sections 424 and 606 of the Standard Specifications shall apply unless otherwise shown.

All dimensions are in millimeters (inches) unless otherwise noted.

ILLINOIS DEPARTMENT OF TRANSPORTATION  
**URBAN ENTRANCES  
 SPECIAL DESIGN FOR  
 CLOSELY SPACED ENTRANCES**  
 (WITH PAVEMENT EDGE CURB BETWEEN ENTRANCES)  
 CADD STD NO. 423116-D4 SHEET 2 OF 2  
 SCALE: NOT TO SCALE DRAWN BY: CADD  
 DATE: CHECKED BY: T. PICKERING