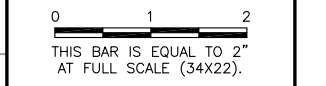


750.00 700.00 650.00 600.00 550.00 500.00 450.00 400.00 350.00 300.00 250.00 200.00 150.00 100.00 50.00 0 50.00 100.00 150.00 200.00 250.00 300.00 350.00 400.00 450.00 500.00 550.00

PA049

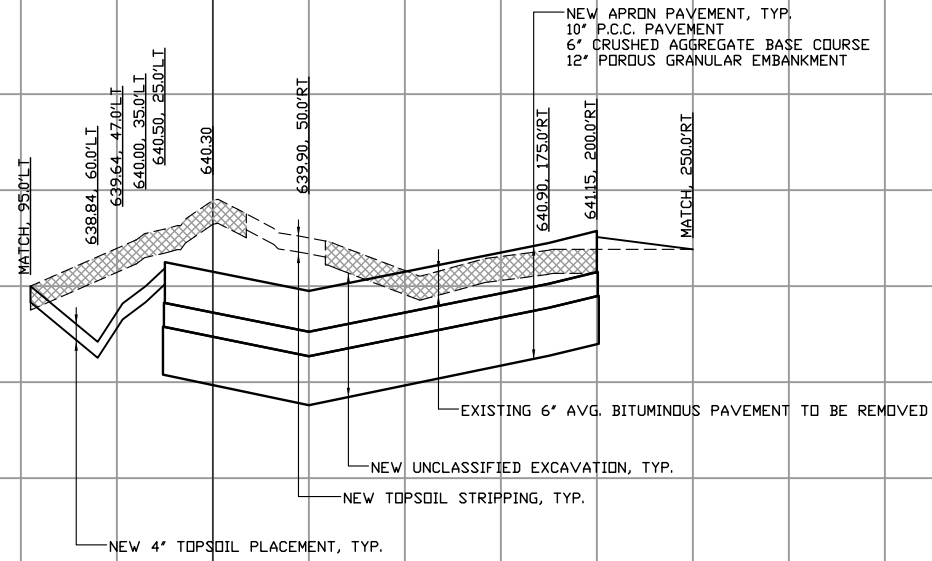
K:\ChicagoExecAp\0829008 Txy E\Draw\Sheets\Apron-Rev
 FILE:apron-xsec05.dwg
 LAYOUT:Model
 UPDATE BY: Johse
 SURVEY BOOK #
 DATE: Thu 7/2/09 1:15pm
 XREF DWG: tbcInt_apron.dwg
 tbcrsgrd.dwg
 tbcInt_apron-revised.dwg
 tb.dwg

REVISIONS		
NUMBER	BY	DATE



510
+
50

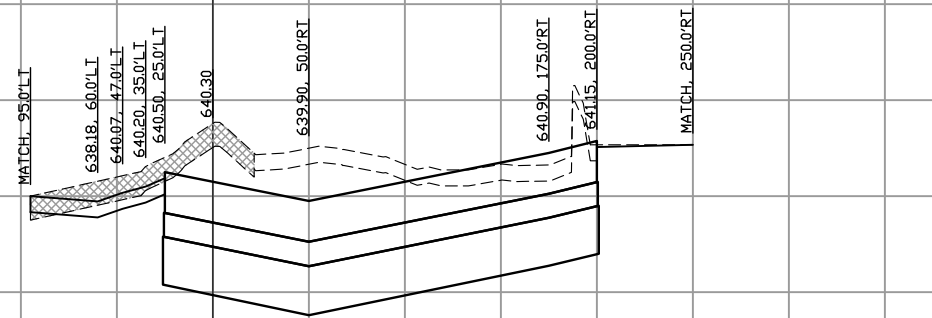
510
+
50



UNCLASSIFIED EX.	596.13 SF
TOPSOIL STRIPPING	= 13.73 SF
EMBANKMENT FILL	= 0 SF
SHOULDER FILL	= 0 SF
TOPSOIL PLACEMENT	= 29.80 SF

510
+
00

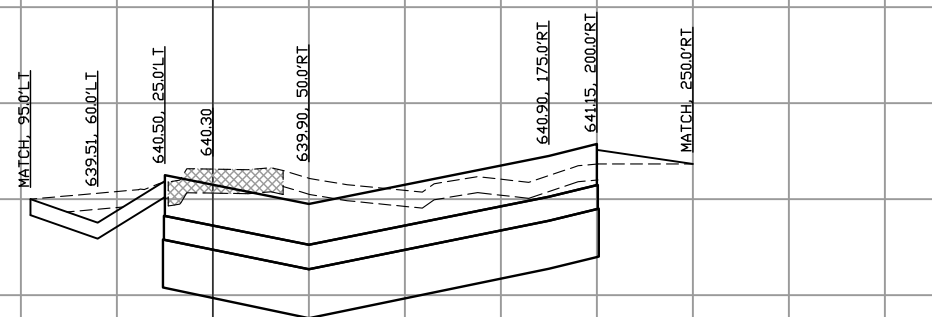
510
+
00



UNCLASSIFIED EX.	575.06 SF
TOPSOIL STRIPPING	= 60.62 SF
EMBANKMENT FILL	= 0 SF
SHOULDER FILL	= 0 SF
TOPSOIL PLACEMENT	= 23.33 SF

509
+
50

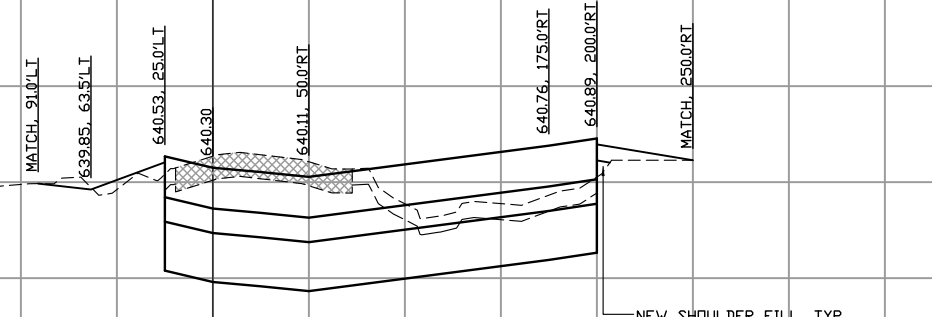
509
+
50



UNCLASSIFIED EX.	487.06 SF
TOPSOIL STRIPPING	= 61.16 SF
EMBANKMENT FILL	= 0 SF
SHOULDER FILL	= 0 SF
TOPSOIL PLACEMENT	= 30.67 SF

509
+
00

509
+
00



UNCLASSIFIED EX.	350.85 SF
TOPSOIL STRIPPING	= 47.61 SF
EMBANKMENT FILL	= 0 SF
SHOULDER FILL	= 1.33 SF
TOPSOIL PLACEMENT	= 14.77 SF

**CHICAGO EXECUTIVE AIRPORT
 WHEELING/PROSPECT HEIGHTS, ILLINOIS
 CONSTRUCT SOUTHEAST QUADRANT APRON**

CROSS SECTIONS

© Copyright GMT, Inc.
GMT
 CRAWFORD, MURPHY & TILLY, INC.
 CONSULTING ENGINEERS
 License No. 184-000613

DESIGN BY:	MLK
DRAWN BY:	MJW
CHECKED BY:	
APPROVED BY:	
DATE:	07/24/09
JOB No:	09290-04

ILLINOIS PROJECT: PWK-3581
 A.I.P. PROJECT: 3-17-0018-B37

750.00 700.00 650.00 600.00 550.00 500.00 450.00 400.00 350.00 300.00 250.00 200.00 150.00 100.00 50.00 0 50.00 100.00 150.00 200.00 250.00 300.00 350.00 400.00 450.00 500.00 550.00 600.00