









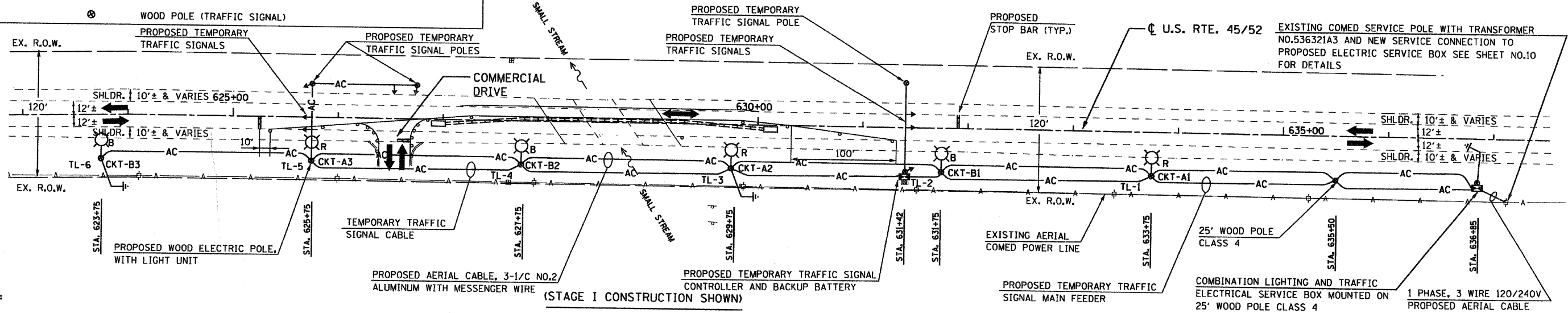


| EXISTING | PROPOSED | DESCRIPTION |
|---|---|---|
| |  | 400W, 120V, MCIII HPS. WITH PHOTO CELL 15' MA, 50 MH ON WOOD POLE, R REPRESENTS RED AND B BLACK PHASE |
|  | | AERIAL LINE (COMED/TELEPHONE) |
|  | | AERIAL ELECTRIC CABLE (OF SIZE NOTED) WITH MESSENGER WIRE |
|  | | WOOD POLE 60' WOOD CLASS 4 (UNLESS OTHERWISE NOTED) |
| | TL-1 | TEMPORARY LIGHTING UNIT NUMBER - ONE |
| | CKT-A1 | CIRCUIT A1 |
|  | | 5/8" x 10' GROUND ROD |
|  | | COMBINATION LIGHTING AND TRAFFIC POLE MOUNTED ELECTRICAL SERVICE BOX |
|  | | COMED POWER POLE |
|  | | TELEPHONE SPLICE BOX |
|  | | TRAFFIC SIGNAL HEAD |
|  | | WOOD POLE (TRAFFIC SIGNAL) |



Robert A. Swanson
7-7-2008
EXPIRES 11-30-2009

| BILL OF MATERIALS-TEMPORARY LIGHTING | | |
|---|--------|----------|
| ITEM DESCRIPTION | UNIT | QUANTITY |
| ELECTRIC SERVICE INSTALLATION | EACH | 1 |
| ELECTRIC UTILITY SERVICE CONNECTION | L SUM | 1 |
| AERIAL CABLE, 3-1/C NO.2 WITH MESSENGER WIRE | FOOT | 1,350 |
| LUMINAIRE, SODIUM VAPOR, HORIZONTAL MOUNT, PHOTO-CELL CONTROL, 400 WATT | EACH | 6 |
| LIGHT POLE, WOOD, 25 FOOT, CLASS 4 | EACH | 2 |
| LIGHT POLE, WOOD, 60 FOOT, CLASS 4, WITH 15FT MAST ARM | EACH | 6 |
| REMOVAL OF TEMPORARY LIGHTING UNITS | EACH | 6 |
| MAINTENANCE OF LIGHTING SYSTEM | CAL MO | 4 |
| GROUND ROD, 5/8" DIA. X 10 FT. | EACH | 2 |
| ELECTRIC SERVICE DISCONNECT, LIGHTING AND TRAFFIC SIGNAL | EACH | 1 |



NOTES:

- THE MATERIALS AND INSTALLATION METHODS SHALL COMPLY WITH THE LATEST CODES, STANDARDS AND ORDINANCES OF FEDERAL, STATE AND LOCAL GOVERNING BODIES HAVING JURISDICTION. ALL WORKS SHOWN ON THE PLANS AND DESCRIBED ELSEWHERE SHALL ALSO CONFORM TO THE LATEST NATIONAL ELECTRICAL CODE.
- ALL MATERIAL PARTS OF THE LIGHT POLES SHALL BE GROUNDED AND BONDED CONFORMING TO NEC ARTICLE 250. THE EQUIPMENT GROUND SHALL BE CONTINUOUS AND CONNECTED UP TO THE ELECTRICAL SYSTEM GROUND. THIS WORK SHALL BE PART OF THE LIGHT POLE PAY ITEM.
- THE LIGHT POLE SETBACK FROM THE EDGE OF TRAVEL PAVEMENT SHALL BE 30' TO AVOID CLEARZONE, CONFLICT WITH COMED POWER POLES, AND DRAINAGE DITCH. WHEN LIGHT POLES ARE BEHIND GUARDRAIL THEY SHALL BE AT LEAST EIGHT FOOT FROM THE BACK OF THE SHOULDER AND OR AS DIRECTED BY THE ENGINEER.
- THE TEMPORARY LIGHT POLES SHALL HAVE IDENTIFICATION NUMBERS AS SHOWN ON THE PLANS.
- THE CONTRACTOR SHALL BE RESPONSIBLE FOR ANY DAMAGE TO THE LIGHTING AND TRAFFIC SIGNAL INSTALLATION. THE CONTRACTOR SHALL NOT INSTALL DAMAGED EQUIPMENT OR DEFECTIVE DEVICES, INSTEAD THE CONTRACTOR SHALL REPLACE IT WITH NEW ONES AT NO COST TO IDOT AND/OR AS DIRECTED BY THE ENGINEER.
- THE CONTRACTOR SHALL SPLICE AERIAL CABLE AT THE LIGHT POLE USING HEAT SHRINKABLE CAPS WITH THE FACTORY APPLIED WATERPROOF SEALANT. THE INSTALLATION AND REQUIRED MATERIAL SHALL BE PART OF THE LIGHT POLE PAY ITEM.
- THE CONTRACTOR SHALL FOLLOW THE CONSTRUCTION AND STAGING AS SHOWN ON THE PLANS OR AS DIRECTED BY THE ENGINEER. FURTHERMORE, THE CONTRACTOR SHALL COORDINATE ALL SUCH ACTIVITIES BEING DONE IN THE SAME AREA BY THE UTILITY COMPANIES OR OTHER CONTRACTORS AND SETUP COORDINATION MEETINGS IF NECESSARY WITHOUT ANY ADDITIONAL FINANCIAL COMPENSATION.
- THE PROPOSED TEMPORARY LIGHTING SHALL BE COMPLETED, TESTED, OPERATIONAL AND VERIFIED BY IDOT BEFORE STAGE I TRAFFIC CONTROL IS IN PLACE. THE CONTRACTOR SHALL SUBMIT STAGING SCHEDULE IDENTIFYING STARTING AND COMPLETION DATES PRIOR TO THE COMMENCEMENT OF WORK FOR PROCUREMENT, INSTALLATION AND OR REMOVAL OF EXISTING MATERIAL/EQUIPMENT.
- ALL AREAS DISTURBED UNDER THIS CONTRACT SHALL BE RESTORED TO THE ORIGINAL CONDITION OR BETTER TO THE SATISFACTION OF THE ENGINEER.
- LIGHTING SHALL BE KEPT OPERATIONAL AND ACTIVE FROM ONE HOUR BEFORE SUNSET TO ONE HOUR AFTER SUNRISE. AS PER "NATIONAL ELECTRIC CODE", OVERHEAD SPANS OF AERIAL CABLE AND MESSENGER WIRE MUST HAVE A VERTICAL CLEARANCE OF 18' MINIMUM ABOVE THE GROUND AT ALL TIMES AND AT ALL LOCATIONS ON THE PROJECT.
- THE CONTRACTOR SHALL INSTALL ALL EQUIPMENT SO AS TO COMPLY WITH REQUIRED ELECTRICAL CLEARANCES PER NATIONAL ELECTRICAL CODE (NEC) SECTION 225-18, NATIONAL ELECTRICAL SAFETY CODE AND COMED REQUIREMENTS.
- GROUND RODS SHALL BE INSTALLED AT EVERY THIRD TEMPORARY LIGHT POLE, AND SHALL BE PAID FOR AS "GROUND ROD, 5/8" DIA. x 10 FT.". GROUND WIRES AND CONNECTION OF GROUND RODS AT LIGHT POLES ARE INCLUDED IN THE COST OF GROUND RODS. THE GROUND ROD AT SERVICE DISCONNECT BOX IS INCLUDED IN THE COST OF THE ITEM "ELECTRIC SERVICE DISCONNECT, LIGHTING AND TRAFFIC SIGNAL".
- THE QUANTITIES AS SHOWN IN THE BILL OF MATERIALS FOR THE TEMPORARY LIGHTING ARE APPROXIMATE. THE CONTRACTOR SHALL BE RESPONSIBLE FOR FIELD VERIFYING ALL QUANTITIES PRIOR TO ORDERING ANY MATERIALS OR EQUIPMENT.
- THE TEMPORARY LIGHTING SHALL USE AERIAL CABLES AS SHOWN ON THE PLANS. HOWEVER, THE UNDER GROUND NEW ELECTRICAL INSTALLATION IF ANY SHALL BE AT A MINIMUM 30 INCHES BELOW GRADE AND SHALL HAVE ELECTRICAL WARNING TAPE CONFORMING TO THE IDOT STANDARDS.
- THE CONTRACTOR SHALL NOTIFY UTILITY COMPANY AS SOON AS POSSIBLE CONCERNING PENDING ELECTRICAL SERVICE INSTALLATION AND CONNECTION TO ENSURE AVAILABILITY OF ELECTRICAL POWER SUPPLY IN A TIMELY MANNER.
- THE CONTRACTOR MAY MODIFY ELECTRICAL IDOT STANDARD DETAILS AS NECESSARY TO SUIT SPECIFIC SITE CONDITIONS. HOWEVER, THE CONTRACTOR SHALL OBTAIN ENGINEER'S APPROVAL PRIOR TO THE INSTALLATION.
- THE REMOVAL OF TEMPORARY LIGHTING UNITS SHALL INCLUDE AND NOT BE LIMITED TO: ALL POLES, LUMINAIRES WITH MAST ARMS, MESSENGER WIRES / CABLES, COM ED SERVICE CABLES, CONDUITS, ETC., AND HAULING AWAY OF THESE ITEMS FROM THE PROJECT SITE.
- THE CONTRACTOR SHALL PROVIDE, INSTALL AND REMOVE ALL WOOD POLES REQUIRED FOR TEMPORARY LIGHTING. THE PROPOSED TRAFFIC SIGNAL POLES WILL NOT BE PAID FOR AS LIGHT POLES. REFER TO THE TEMPORARY TRAFFIC SIGNAL PLAN FOR PAY ITEMS ASSOCIATED WITH THE PROVISION, INSTALLATION, AND REMOVAL OF THE TEMPORARY TRAFFIC SIGNAL POLES.
- EXACT LOCATION OF EXISTING POWER POLE WITH COMED TRANSFORMER TO BE DETERMINED IN THE FIELD. COMED CONTACT INFORMATION FOR THIS PROJECT IS AS FOLLOWS: FIELD REPRESENTATIVE: LUCILLE JONES (815)724-5607, ACCOUNT NO. 2896102062, TRANSFORMER NO. 536321A3

FILE NAME = 60668 light.dgn
PLOT DATE = 7/7/2008

CR & A
CHRISTIAN-ROGE & ASSOCIATES, INC.
ENGINEERS-PLANNERS-SURVEYORS
211 WEST WACKER DRIVE
CHICAGO, ILLINOIS 60606
PHONE: (312)372-2023 FAX: (312)372-5274

| | |
|---------------------|-----------|
| DESIGNED - M.A. | REVISED - |
| DRAWN - M.A./A.Y | REVISED - |
| CHECKED - R.S. | REVISED - |
| DATE - JULY 3, 2008 | REVISED - |

**STATE OF ILLINOIS
DEPARTMENT OF TRANSPORTATION**

**TEMPORARY LIGHTING PLAN
U.S. 45 / 52**

SCALE: NONE SHEET NO. 1 OF 2 SHEETS STA. 621+00 TO STA. 636+00

| | | | | |
|---|------------------|-------------|-----------------|--------------|
| F.A.P. RTE. 330 | SECTION 17 B-1-1 | COUNTY WILL | TOTAL SHEETS 29 | SHEET NO. 11 |
| CONTRACT NO. 60668 | | | | |
| FED. ROAD DIST. NO. 1 ILLINOIS FED. AID PROJECT | | | | |