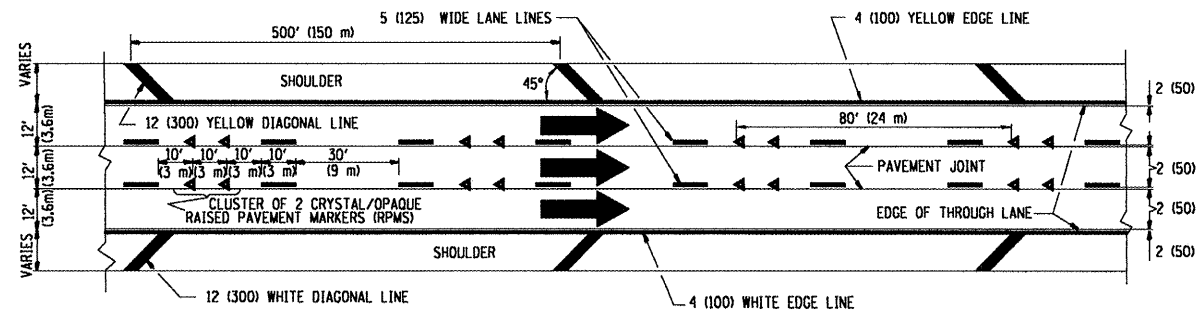


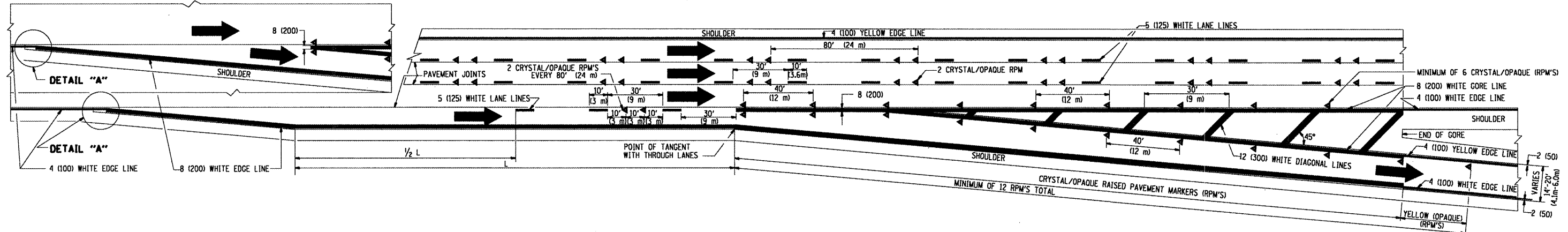
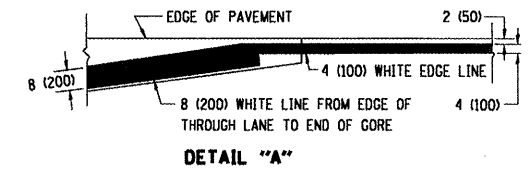
THE DIAGONAL LINES SHALL BE SPACED AT 40' (12 m) C-C ACROSS ALL STRUCTURES WHICH ARE 500' (150 m) OR LESS IN LENGTH  
 THE DIAGONAL LINES ARE NOT REQUIRED ON SHOULDERS WHICH ARE 6' (1.8 m) OR LESS IN WIDTH



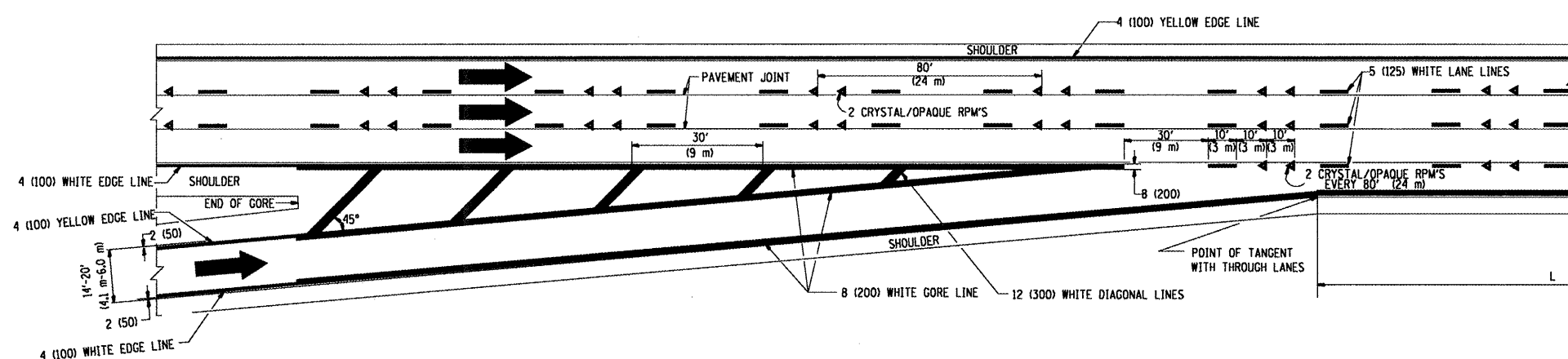
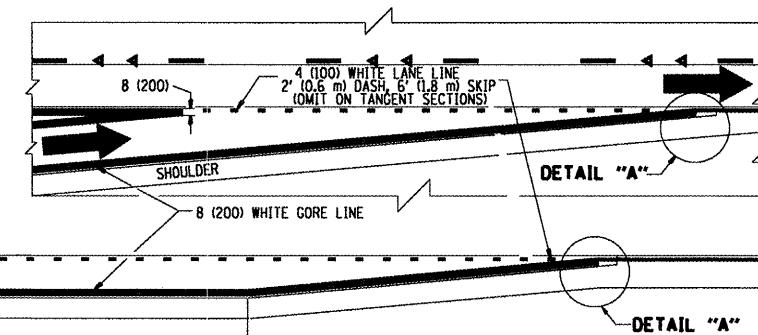
TYPICAL EDGE LINES & LANE LINES

NOTES:

1. THERMO PLASTIC PAVEMENT MARKING LINE SHALL BE USED FOR THE EDGE LINES, GORE LINES, AND DIAGONAL LINES ON BITUMINOUS PAVEMENT ONLY.
2. PREFORMED PLASTIC TYPE B PAVEMENT MARKING LINE SHALL BE USED FOR ALL LANE LINES ON BITUMINOUS PAVEMENT
3. POLYUREA PAVEMENT MARKING SHALL BE USED FOR ALL MARKINGS ON PCC



TYPICAL EXIT RAMP PAVEMENT MARKINGS



TYPICAL ENTRANCE RAMP PAVEMENT MARKINGS

FILE NAME =	USER NAME = sm1thk1	DESIGNED - D.W.S.	REVISED - A.H. 03-96	<b>STATE OF ILLINOIS DEPARTMENT OF TRANSPORTATION</b>	<b>MULTI-LANE FREEWAY PAVEMENT MARKING DETAILS</b>			F.A. RTE.	SECTION	COUNTY	TOTAL SHEETS	SHEET NO.	
\\dist\ntfs2\users\sm1thk1\Desktop\CADD	DETAILS\tcl2.dgn	DRAWN -	REVISED - D.W.S. 07-96		SCALE: NONE	SHEET NO. 1 OF 2 SHEETS	STA.	TO STA.	VAR.	2008-049 PP	COOK & DUP.	13	10
	PLOT SCALE = 1000.0000' / IN.	CHECKED -	REVISED - J.A.F. 02-06							TC-12	CONTRACT NO. 60E98		
	PLOT DATE = 6/24/2008	DATE - 01-90	REVISED - S.P.B. 01-07							FED. ROAD DIST. NO. 1	ILLINOIS	FED. AID PROJECT	