

F.A.I. RTE.	SECTION	COUNTY	TOTAL SHEETS	SHEET NO.
57		WILL	303	19
STA. TO STA.				
FED. ROAD DIST. NO.	ILLINOIS	FED. AID PROJECT		
CONTRACT No. 62253		+991821 R-389-1B-1-BR-2		

**EXISTING LEGEND:**

- (A) EXISTING SUB-BASE GRANULAR MATERIAL, TYPE C, 4" AND VARIES
- (B) EXISTING STABILIZED SUB-BASE, 4" AND VARIES
- (C1) EXISTING HOT-MIX ASPHALT PAVEMENT, 3" AND VARIES
- (C2) EXISTING HOT-MIX ASPHALT PAVEMENT, 3 1/4" AND VARIES
- (D) EXISTING PORTLAND CEMENT CONCRETE PAVEMENT, 8" AND VARIES
- (E) EXISTING CONTINUOUSLY REINFORCED PORTLAND CEMENT CONCRETE PAVEMENT, 8" AND VARIES
- (F) EXISTING AGGREGATE SHOULDERS
- (G) EXISTING HOT-MIX ASPHALT SHOULDER, 8" AND VARIES
- (H) EXISTING HOT-MIX ASPHALT SHOULDER, 10" AND VARIES (WHEN NO GUARDRAIL IS PRESENT - HOT-MIX ASPHALT, 3" - AGGREGATE BASE, 5" AND VARIES)
- (I) EXISTING HOT-MIX ASPHALT SHOULDER, 10" AND VARIES
- (J) EXISTING HOT-MIX ASPHALT STABILIZATION, 6" AND VARIES (WHEN GUARDRAIL IS PRESENT)
- (K1) EXISTING STABILIZED SHOULDER, 8" AND VARIES
- (K2) EXISTING STABILIZED SHOULDER, 11" AND VARIES
- (L) EXISTING COMBINATION CONCRETE CURB AND GUTTER
- (M) EXISTING STEEL PLATE BEAM GUARDRAIL

**PROPOSED LEGEND:**

- (1) TOPSOIL EXCAVATION AND PLACEMENT, 4"
- (2) SEEDING, CLASS 2A, 3, 4 (SEE LANDSCAPING SHEETS FOR AREAS)
- (3) STABILIZED SUB-BASE - HOT - MIX ASPHALT, 4 1/2" (IN 2 LIFTS)
- (4) AGGREGATE SUBGRADE 12"
- (5) AGGREGATE SUBGRADE 14.25"
- (6) SUBBASE GRANULAR MATERIAL TYPE B, 4"
- (7) BITUMINOUS MATERIALS (PRIME COAT)
- (8) AGGREGATE (PRIME COAT)
- (9) POLYMERIZED LEVELING BINDER (MACHINE METHOD), IL-4.75, N50, VARIES 1" TO 4.5"
- (10) POLYMERIZED HOT - MIX ASPHALT SURFACE COURSE, MIX "F", N90, 1 1/2"
- (11) PCC BASE COURSE, 12"
- (12) HOT - MIX ASPHALT SURFACE COURSE, MIX "D", N70, 1 1/2"
- (13) PORTLAND CEMENT CONCRETE PAVEMENT, 11" (JOINTED)
- (14) HOT - MIX ASPHALT SURFACE REMOVAL, 1"
- (15) HOT - MIX ASPHALT SURFACE REMOVAL, 2 3/4"
- (16) NOT USED
- (17) HOT-MIX ASPHALT PAVEMENT (FULL-DEPTH), 12 3/4"
- (18) SAW CUTS (INCIDENTAL TO REMOVAL ITEMS)
- (19) TIE BARS PER STANDARD 420101 (INCLUDED IN PAVEMENT ITEMS)
- (20) AGGREGATE SHOULDERS, TYPE B, 6"
- (21) HOT - MIX ASPHALT SHOULDERS, 8"
- (22) COMBINATION CONCRETE CURB AND GUTTER, TYPE B-6.18
- (23) COMBINATION CONCRETE CURB AND GUTTER, TYPE B-6.24
- (24) COMBINATION CONCRETE CURB AND GUTTER, TYPE B-9.12
- (25) COMBINATION CONCRETE CURB AND GUTTER, TYPE M-2.12
- (26) CONCRETE MEDIAN SURFACE, 6"
- (27) CORRUGATED MEDIAN
- (28) STEEL PLATE BEAM GUARDRAIL, TYPE A
- (29) COMBINATION CONCRETE CURB AND GUTTER, TYPE M-4.12
- (30) TOPSOIL EXCAVATION AND PLACEMENT, 24"
- (31) PORTLAND CEMENT CONCRETE SHOULDERS, 11"
- (32) PIPE UNDERDRAINS, 4"

**NOTES:**

- 1.) EXISTING PAVEMENT WIDTHS SHOWN ARE NOMINAL AND MAY VARY SLIGHTLY FROM THE DIMENSIONS INDICATED.
- 2.) STATIONING LIMITS SHOWN HERE ARE APPROXIMATE.

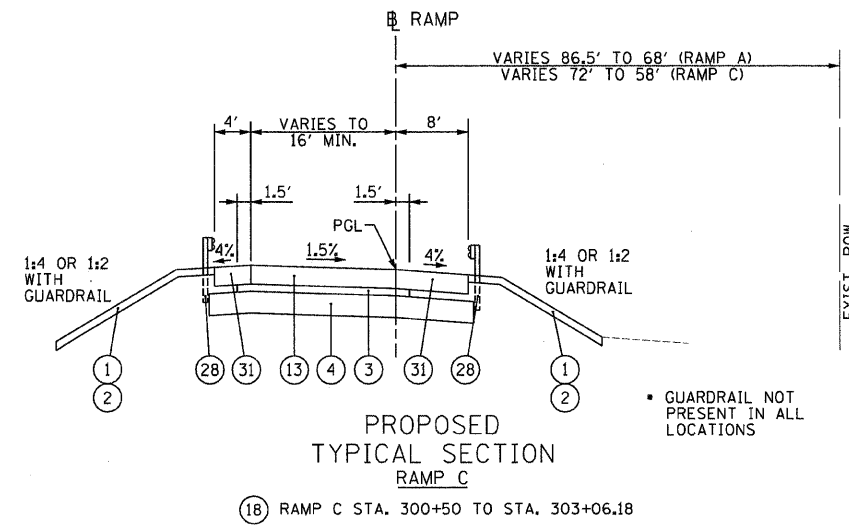
REVISIONS	
NAME	DATE

ILLINOIS DEPARTMENT OF TRANSPORTATION  
I-57 AT MANHATTAN - MONEE ROAD

PROPOSED TYPICAL SECTIONS  
RAMPS B, C, D

SCALE: VERT. NTS  
HORIZ. DATE 9/19/2008

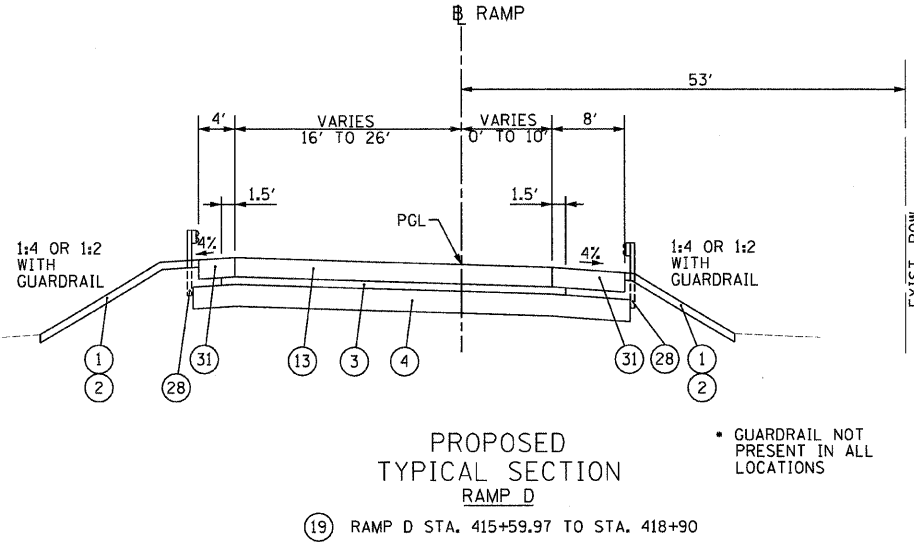
DRAWN BY ML. BDC, NS  
CHECKED BY TMW



PROPOSED TYPICAL SECTION RAMP C  
(18) RAMP C STA. 300+50 TO STA. 303+06.18

**SECTION (18)**

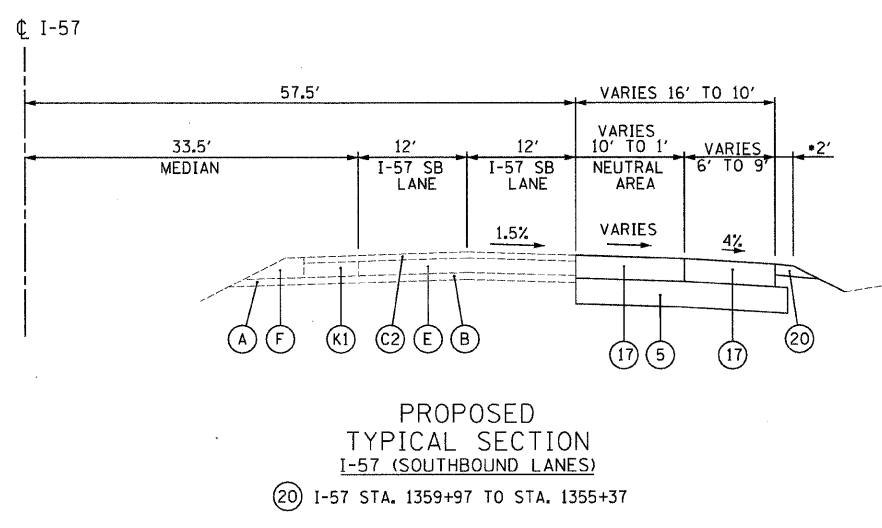
STRUCTURAL DESIGN TRAFFIC: YEAR 2020  
PV= 12,702 SU = 640 MU = 272  
ROAD/STREET CLASSIFICATION: CLASS 1  
PERCENT OF STRUCTURAL DESIGN TRAFFIC IN DESIGN LANE:  
P = 93.3% S = 4.7% M = 2.0%  
TRAFFIC FACTOR: ACTUAL TF = 5.67  
MINIMUM TF = 5.67  
SUBGRADE SUPPORT RATING  
SSR = POOR



PROPOSED TYPICAL SECTION RAMP D  
(19) RAMP D STA. 415+59.97 TO STA. 418+90

**SECTION (19)**


STRUCTURAL DESIGN TRAFFIC: YEAR 2010  
PV= 4,278 SU = 216 MU = 92  
ROAD/STREET CLASSIFICATION: CLASS 1  
PERCENT OF STRUCTURAL DESIGN TRAFFIC IN DESIGN LANE:  
P = 93.3% S = 4.7% M = 2.0%  
TRAFFIC FACTOR: ACTUAL TF = 1.91  
MINIMUM TF = 1.91  
SUBGRADE SUPPORT RATING  
SSR = POOR



PROPOSED TYPICAL SECTION I-57 (SOUTHBOUND LANES)  
(20) I-57 STA. 1359+97 TO STA. 1355+37

**SECTION (20)**

STRUCTURAL DESIGN TRAFFIC: YEAR 2014  
PV= 17,089 SU = 1,823 MU = 3,874  
ROAD/STREET CLASSIFICATION: CLASS 1  
PERCENT OF STRUCTURAL DESIGN TRAFFIC IN DESIGN LANE:  
P = 75.0% S = 8.0% M = 17.0%  
TRAFFIC FACTOR: ACTUAL TF = 26.65  
MINIMUM TF = 6.03  
SUBGRADE SUPPORT RATING  
SSR = POOR



p:\022231\plana\sheets\102231\SS1\1017.dgn 8/17/2008