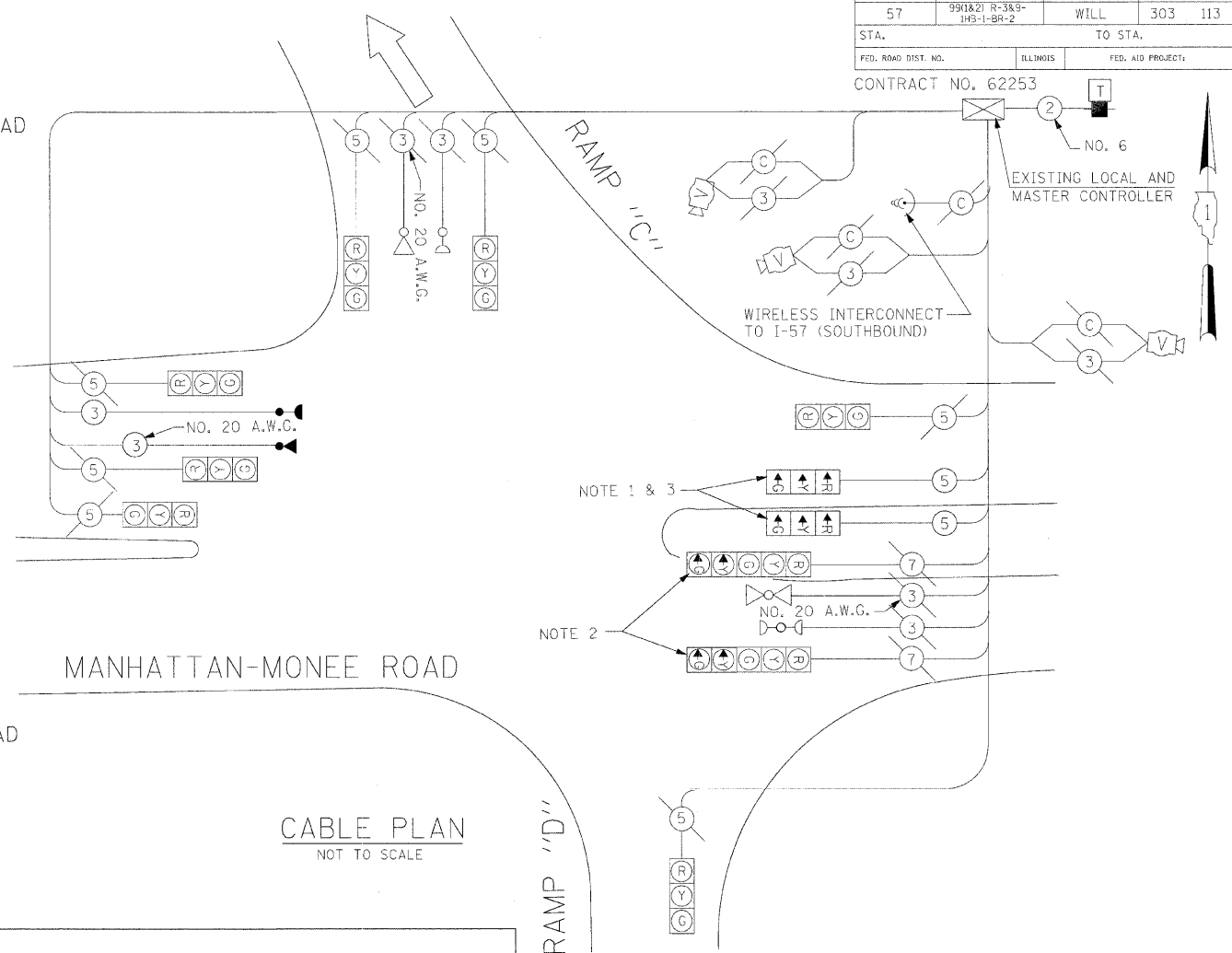
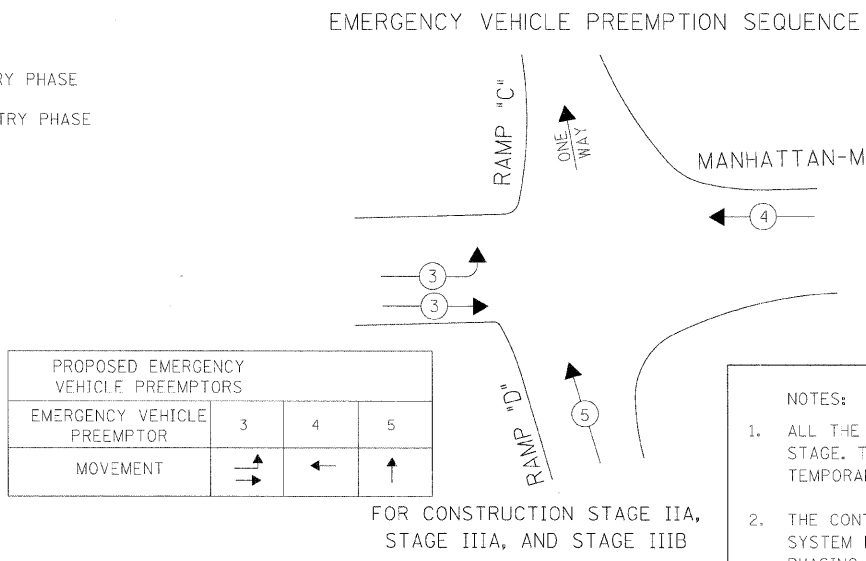
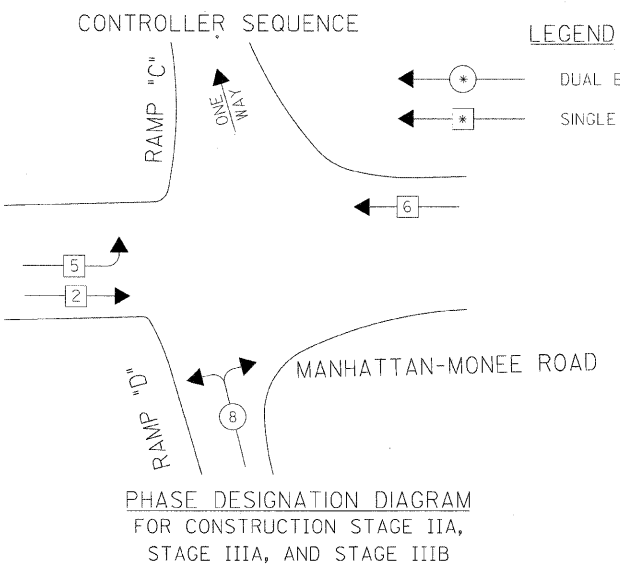
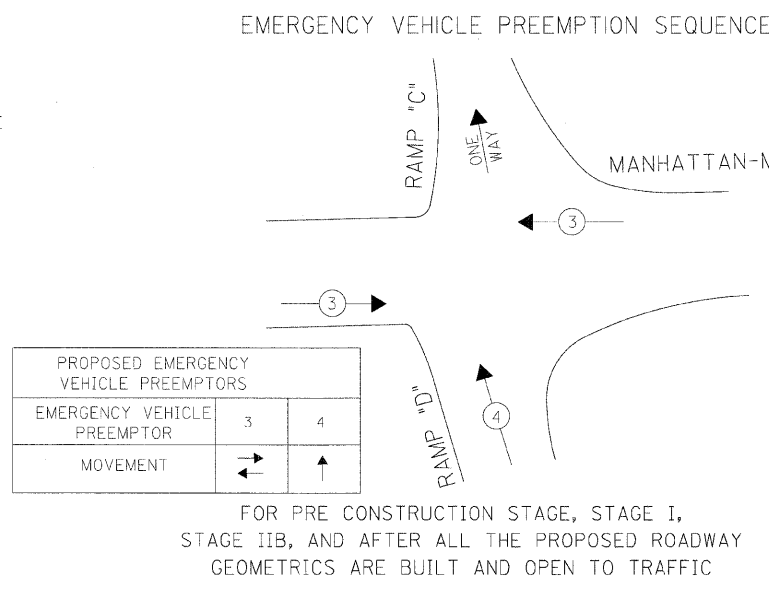
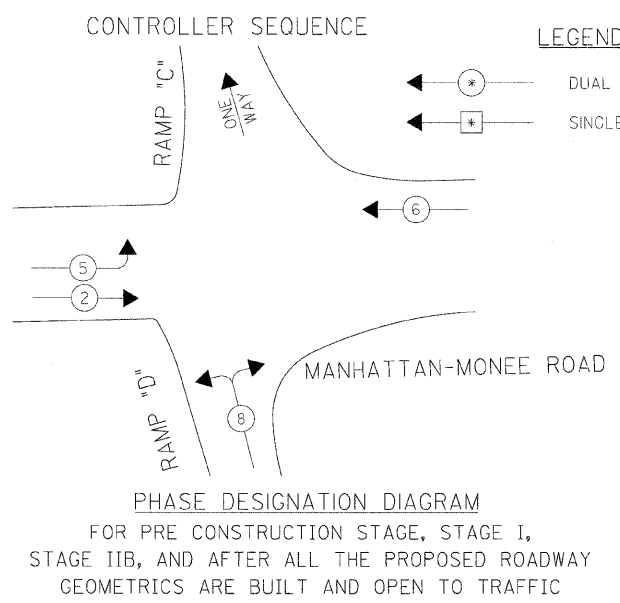


| | | | | |
|---------------------|-------------------------|------------------|--------------|-----------|
| F.A.P. RTE. | SECTION | COUNTY | TOTAL SHEETS | SHEET NO. |
| 57 | 991821 R-383-1H3-1-BR-2 | WILL | 303 | 113 |
| STA. | TO STA. | | | |
| FED. ROAD DIST. NO. | ILLINOIS | FED. AID PROJECT | | |

CONTRACT NO. 62253



NOTES:

- ALL THE VIDEO DETECTION ZONES SHALL BE REDEFINED FOR EACH CONSTRUCTION STAGE. THIS WORK IS INCIDENTAL TO THE PAY ITEM "MAINTENANCE OF TEMPORARY TRAFFIC SIGNAL INSTALLATION"
- THE CONTRACTOR SHALL REMOVE THE EXISTING EMERGENCY VEHICLE PRIORITY SYSTEM DETECTOR UNITS, INCLUDING THE CONFIRMATION BEACONS, AND THE PHASING UNIT FROM THE EXISTING TRAFFIC SIGNAL INSTALLATION AND INSTALL THEM ON THE NEW TRAFFIC SIGNAL INSTALLATION AS SHOWN IN THE PLAN AND AS DIRECTED BY THE ENGINEER.

THE PROPOSED ADDITIONAL SIGNAL HEADS SHALL BE INCANDESCENT TYPE TO MATCH THE EXISTING SIGNAL HEADS.

TEMPORARY CABLE DIAGRAM LEGEND

| | PROPOSED | EXISTING |
|--|----------|----------|
| TEMPORARY TRAFFIC SIGNAL SECTION OR PEDESTRIAN SIGNAL SECTION 12" (300mm) | [R] | [R] |
| TEMPORARY CONTROLLER CABINET | [C] | [C] |
| TEMPORARY SERVICE INSTALLATION | [S] | [S] |
| INDICATES NUMBER OF CONDUCTORS IN CABLE. ALL CONDUCTORS TO BE NUMBER 14 AWG WIRE UNLESS OTHERWISE NOTED. | (2) | (2) |
| EMERGENCY VEHICLE LIGHT DETECTOR | [V] | [V] |
| CONFIRMATION BEACON | [B] | [B] |
| 12" (300mm) PEDESTRIAN SIGNAL SECTION | [P] | [P] |
| VIDEO CAMERA ASSEMBLY | [V] | [V] |
| COAXIAL CABLE | (C) | (C) |
| WIRELESS INTERCONNECT | [W] | [W] |
| TELEPHONE CONNECTION | [T] | [T] |

SCHEDULE OF QUANTITIES

| QUANTITY | UNIT | ITEM |
|----------|-------|---|
| 5 | SQ FT | SIGN PANEL - TYPE 1 |
| 1 | EACH | MAINTENANCE OF TEMPORARY TRAFFIC SIGNAL INSTALLATION |
| 215 | FOOT | ELECTRIC CABLE AERIAL SUSPENDED, SIGNAL, NO. 14 3C |
| 188 | FOOT | ELECTRIC CABLE AERIAL SUSPENDED, SIGNAL, NO. 14 5C |
| 170 | FOOT | ELECTRIC CABLE AERIAL SUSPENDED, SERVICE, NO. 6 2 C |
| 2 | EACH | SIGNAL HEAD, 1-FACE, 3-SECTION, SPAN WIRE MOUNTED |
| 1 | EACH | LIGHT DETECTOR |
| 1 | EACH | MODIFY EXISTING CONTROLLER |
| 1 | EACH | SERVICE INSTALLATION, POLE MOUNTED |
| 215 | FOOT | ELECTRIC CABLE AERIAL SUSPENDED NO. 20 3/C, TWISTED, SHIELDED |

I.D.O.T. TRAFFIC SIGNAL INSTALLATION ELECTRICAL SERVICE REQUIREMENTS

| TYPE | NO LAMPS | WATTAGE | | %OPERATION | TOTAL WATTAGE |
|------------------|----------|---------|-----|------------|----------------|
| | | INCAND. | LED | | |
| SIGNAL (RED) | 11 | 135 | 17 | 0.50 | 722.5 |
| (YELLOW) | 11 | 135 | 25 | 0.25 | 371.3 |
| (GREEN) | 11 | 135 | 15 | 0.25 | 371.3 |
| ARROW | 4 | 135 | 12 | 0.10 | 54.0 |
| PED. SIGNAL | | 90 | 25 | 1.00 | 0.0 |
| CONTROLLER | | 100 | 100 | 1.00 | 100.0 |
| ILLUM. SIGN | | | | 0.05 | |
| FLASHER | | | | 0.50 | |
| ENERGY COSTS TO: | | | | | TOTAL = 1639.0 |

ILLINOIS DEPARTMENT OF TRANSPORTATION
201 WEST CENTER COURT
SCHAUMBURG, ILLINOIS 60196-1096

ENERGY SUPPLY CONTACT: MR. BRIAN SURDY
PHONE: 708-235-2352
COMPANY: COMED-EDISON

NOTE 1 THE PROPOSED PROTECTED LEFT TURN SIGNAL HEADS, WITH ENGINEER'S APPROVAL, MAY BE INSTALLED AT THE TIME THE TEMPORARY SIGNAL IS CONSTRUCTED. THESE SIGNAL HEADS WILL NOT BE NEEDED UNTIL TRAFFIC LANES ARE SHIFTED FOR STAGE IIA CONSTRUCTION. THE SIGNAL HEADS SHALL BE BAGGED UNTIL THEY ARE PLACED IN OPERATION.

NOTE 2 THE GREEN AND YELLOW LEFT TURN ARROW INDICATIONS SHALL BE BAGGED AND DISCONNECTED PRIOR TO THE CONNECTION AND UNBAGGING OF THE PROTECTED LEFT TURN SIGNAL INDICATIONS FOR EASTBOUND MANHATTAN-MONEE ROAD FOR STAGE IIA, IIIA, AND IIIB CONSTRUCTION.

NOTE 3 AT THE COMPLETION OF STAGE IIIB CONSTRUCTION, AFTER ALL THE PROPOSED ROADWAY GEOMETRICS ARE IN PLACE PRIOR TO NEW PERMANENT SIGNAL BECOMES OPERATIONAL, THE PROTECTED LEFT TURN SIGNAL HEADS FOR EASTBOUND MANHATTAN-MONEE ROAD SHALL BE REMOVED AND THE LEFT TURN ARROW INDICATION SECTIONS IN THE 5-SECTION SIGNAL HEADS SHALL BE UNBAGGED AND PLACED BACK IN OPERATION.

GO GANDHI AND ASSOCIATES, INC.
ENGINEERS AND PLANNERS
6035 N. NORTHWEST HIGHWAY
SUITE 306
CHICAGO, ILLINOIS 60631 TEL. (773) 774-5910

REVISIONS

| NAME | DATE |
|------|------|
| | |
| | |
| | |

ILLINOIS DEPARTMENT OF TRANSPORTATION

EXISTING TEMPORARY CABLE PLAN, PHASE DESIGNATION DIAGRAM
MANHATTAN-MONEE ROAD
AT RAMP "C" AND "D"

SCALE: NONE
DATE: 04/09/2007

DRAWN BY: KGP/RDP
DESIGNED BY: PKG
CHECKED BY: PKG