F.A.U. RTE.	SECTION	COUNTY	TOTAL SHEETS	SHEET NO.
2552	00-00114-00-PV	DuPAGE	563	32
STA.		TO STA.		
FED. ROAD DIST. NO.	ILLINOIS	FED. AID PROJECT		

CONTRACT NO. 63024

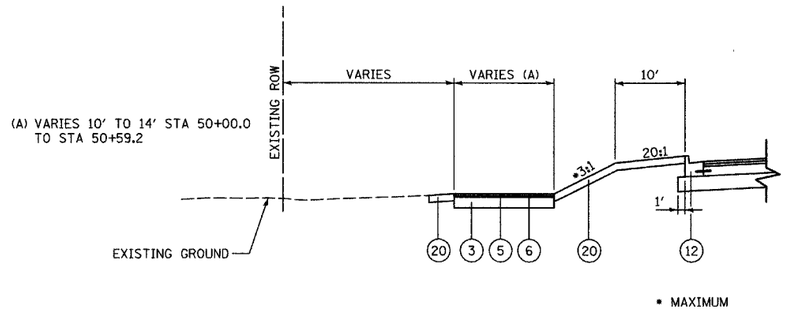

PEDESTRIAN TUNNEL PATH
STA 50+00.0 TO STA 50+48.6

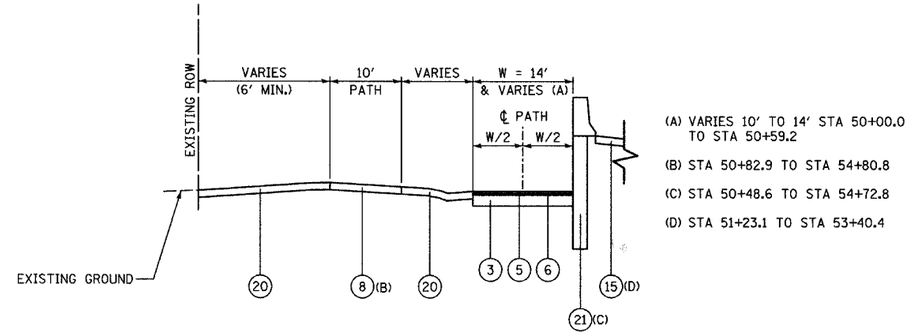

PEDESTRIAN TUNNEL PATH
STA 50+48.6 TO STA 52+22.6

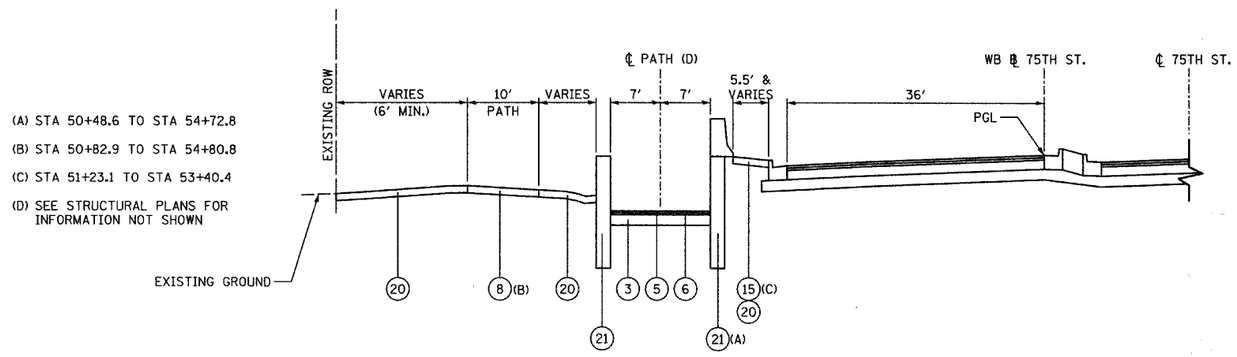

PEDESTRIAN TUNNEL APPROACH
STA 52+22.6 TO STA 54+72.8

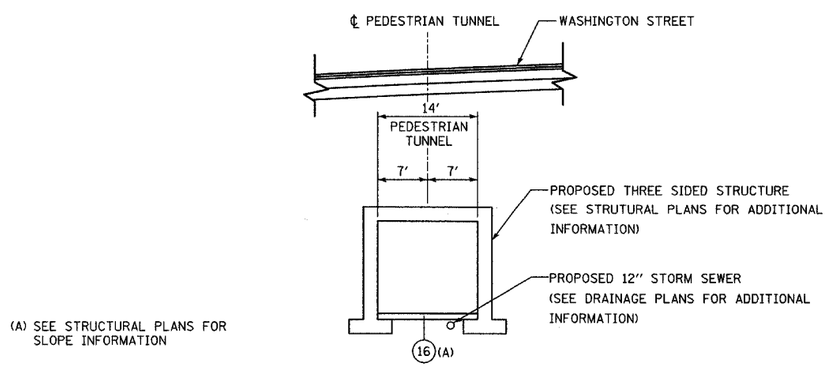

PEDESTRIAN TUNNEL
STA 54+72.8 TO STA 56+26.2

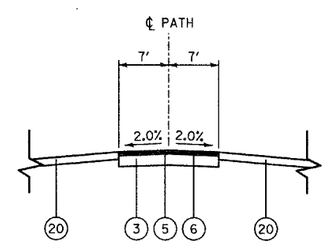

PEDESTRIAN TUNNEL PATH
STA 56+26.2 TO STA 56+83.2

LEGEND:

1. GEOTECHNICAL FABRIC FOR GROUND STABILIZATION
2. AGGREGATE SUBGRADE 12"
3. SUBBASE GRANULAR MATERIAL, TYPE B 9"
4. PORTLAND CEMENT CONCRETE BASE COURSE 10"
5. HOT-MIX ASPHALT SURFACE COURSE, MIX "C", N50 1½"
6. LEVELING BINDER (MACHINE METHOD), N50 1½"
7. PORTLAND CEMENT CONCRETE BASE COURSE 8½"
8. AGGREGATE BICYCLE PATH
9. POLYMERIZED HOT-MIX ASPHALT SURFACE COURSE, MIX "F" , N90 1¾"
10. POLYMERIZED HOT-MIX ASPHALT BINDER COURSE, IL-19.0, N90 2¼"
11. COMBINATION CONCRETE CURB AND GUTTER, TYPE B-6.12
12. COMBINATION CONCRETE CURB AND GUTTER, TYPE B-6.24
13. COMBINATION CONCRETE CURB AND GUTTER, TYPE B-6.24 (SPECIAL)
14. COMBINATION CONCRETE CURB AND GUTTER, TYPE M-4.24 (VARIABLE WIDTH GUTTER FLAG)
15. CONCRETE MEDIAN SURFACE, 4"
16. PORTLAND CEMENT CONCRETE SIDEWALK 5 INCH
17. HOT-MIX ASPHALT SHOULDERS, 6"
18. STEEL PLATE BEAM GUARDRAIL, TYPE A OR B (SEE PROPOSED PLANS)
19. LANDSCAPED MEDIAN (SEE LANDSCAPING PLANS)
20. LANDSCAPED AREA (SEE LANDSCAPING PLANS)
21. RETAINING WALL (SEE STRUCTURAL PLANS)
22. COMBINATION CONCRETE CURB AND GUTTER, TYPE M-2.24
23. CONCRETE MEDIAN
24. PIPE UNDERDRAINS 6"

REVISIONS	
NAME	DATE

INTERSECTION IMPROVEMENT
WASHINGTON STREET - 75th STREET
PROPOSED TYPICAL SECTIONS
PEDESTRIAN TUNNEL PATH
SHEET 10 OF 11

CONSULTANT
TY·LIN INTERNATIONAL

City of Naperville

DRAWN:
CHECKED:
APPROVED:
DATE: APRIL 11, 2008
SCALE: NONE
JOB NO.: P-91-494-00
SHEET NO.
PROJECT NO.: M-CMM-7003 (985)

p:\60241\road\75typsht0.dgn 4/11/2008 10:12:53 AM