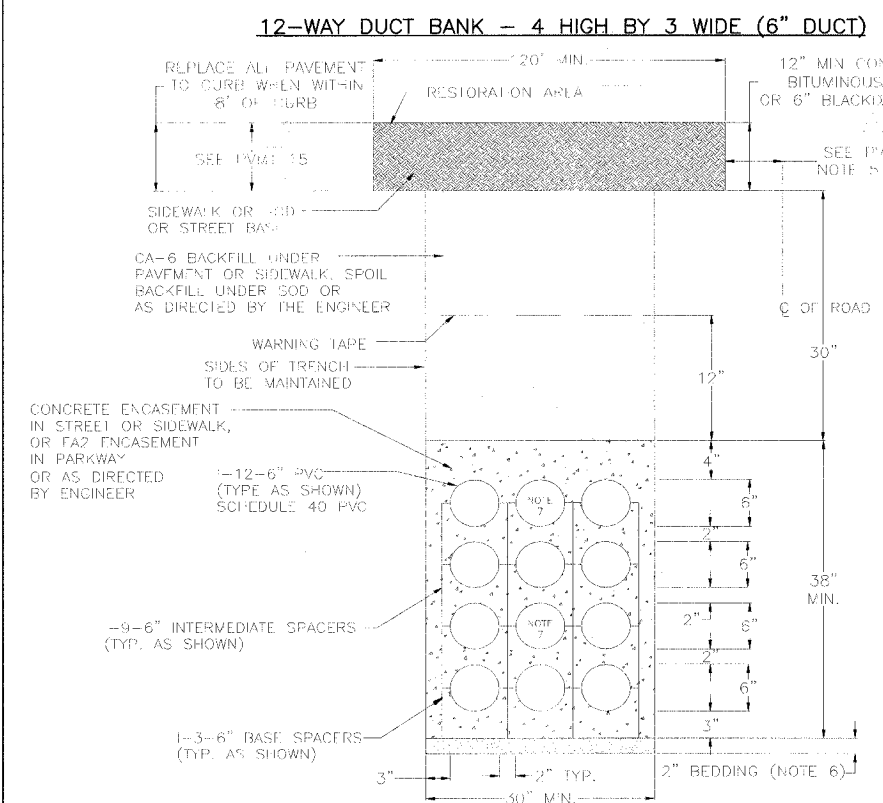


F.A. RTE. 2552	SECTION 00-0014-00-PV	COUNTY DUPAGE	TOTAL SHEETS 563	SHEET NO. 265
STA. TC STA.		FED. ROAD DIST. NO. ILLINOIS FED. AID PROJECT CONTRACT 63024		

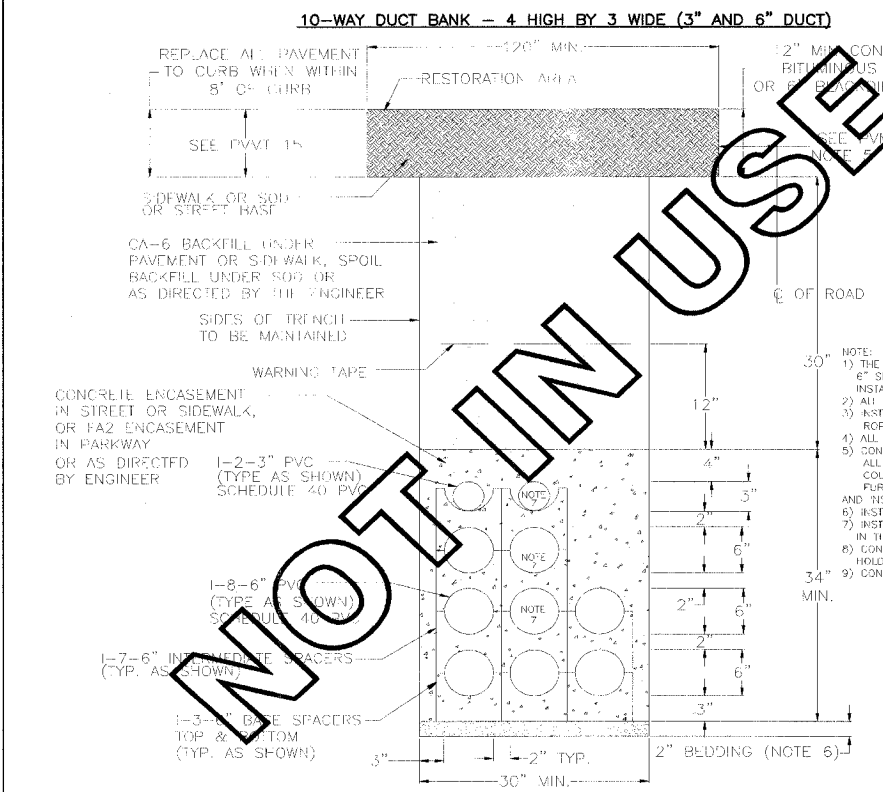


**CITY OF NAPERVILLE  
DEPARTMENT OF PUBLIC UTILITIES-ELECTRIC  
TYPICAL CONDUIT SECTION FF-FF  
75TH STREET**

APPROXIMATE LENGTH = ? FEET. CONCRETE ENCASE SPOIL BACKFILL  
 APPROXIMATE LENGTH = ? FEET. CONCRETE ENCASE CA-6 BACKFILL  
 APPROXIMATE LENGTH = ? FEET (FA2 ENCASED) SPOIL BACKFILL  
 APPROXIMATE LENGTH = (NONE) (FA2 ENCASED) CA-6 BACKFILL

NOTE:  
 1) THE BASE AND INTERMEDIATE 6" SPACERS SHALL BE INSTALLED AT 5' CENTERS.  
 2) ALL CONDUIT RUNS ARE ASSEMBLED IN FIELD.  
 3) INSTALL 1/2" DIA. (PULLING) NYLON ROPE IN EACH DUCT.  
 4) ALL CABLES BY OTHERS.  
 5) CONDUIT AND SPACERS AND ALL OTHER MATERIALS INCLUDING GLUE, COUPLINGS AND MANHOLE ENTRANCES FURNISHED BY CITY OF NAPERVILLE AND INSTALLED BY CONTRACTOR.  
 6) INSTALL BEDDING FA-2 OR CA-6.  
 7) INSTALL MULE TAPE OR #12 COPPER WIRE THHN IN THIS DUCT ONLY.  
 8) CONTRACTOR TO SUPPLY PLASTIC TIES TO HOLD 3", 5", AND 6" CONDUIT TO 6" SPACERS.  
 9) CONTRACTOR TO INSTALL DUCT RUN PER C30-1900.

SPOIL BACK FILL PAY ITEM IS EARTH EXCAVATION SPECIAL SECTION FF-FF

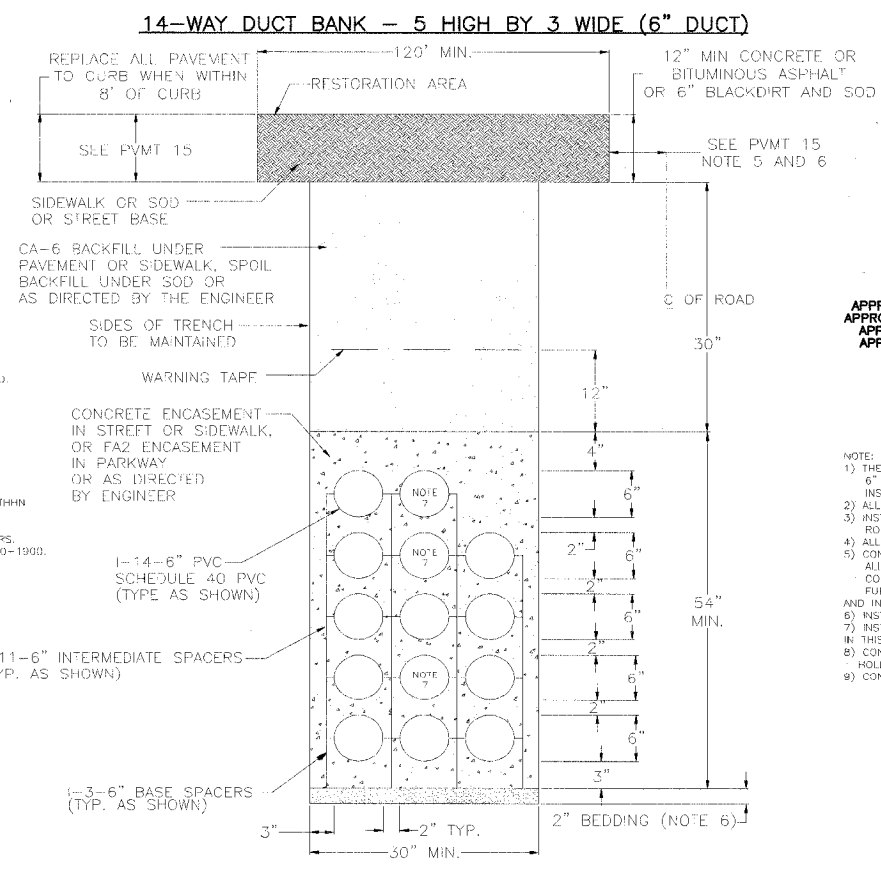


NOTE:  
 1) THE BASE AND INTERMEDIATE 6" SPACERS SHALL BE INSTALLED AT 5' CENTERS.  
 2) ALL CONDUIT RUNS ARE ASSEMBLED IN FIELD.  
 3) INSTALL 1/2" DIA. (PULLING) NYLON ROPE IN EACH DUCT.  
 4) ALL CABLES BY OTHERS.  
 5) CONDUIT AND SPACERS AND ALL OTHER MATERIALS INCLUDING GLUE, COUPLINGS AND MANHOLE ENTRANCES FURNISHED BY CITY OF NAPERVILLE AND INSTALLED BY CONTRACTOR.  
 6) INSTALL BEDDING FA-2 OR CA-6.  
 7) INSTALL MULE TAPE OR #12 COPPER WIRE THHN IN THIS DUCT ONLY.  
 8) CONTRACTOR TO SUPPLY PLASTIC TIES TO HOLD 3", 5", AND 6" CONDUIT TO 6" SPACERS.  
 9) CONTRACTOR TO INSTALL DUCT RUN PER C30-1900.

SPOIL BACK FILL PAY ITEM IS EARTH EXCAVATION SPECIAL SECTION JJ-JJ

**CITY OF NAPERVILLE  
DEPARTMENT OF PUBLIC UTILITIES-ELECTRIC  
TYPICAL CONDUIT SECTION JJ-JJ  
75TH STREET**

APPROXIMATE LENGTH = ? FEET. CONCRETE ENCASE SPOIL BACKFILL  
 APPROXIMATE LENGTH = ? FEET. CONCRETE ENCASE CA-6 BACKFILL  
 APPROXIMATE LENGTH = ? FEET (FA2 ENCASED) SPOIL BACKFILL  
 APPROXIMATE LENGTH = ? FEET (FA2 ENCASED) CA-6 BACKFILL



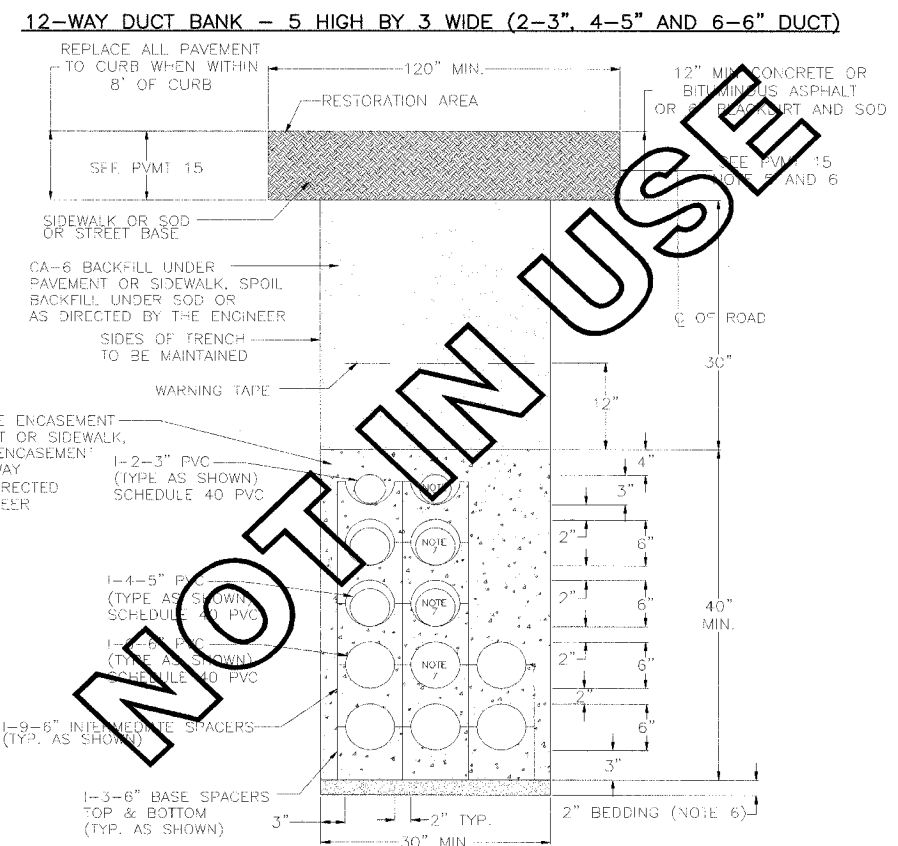
NOTE:  
 1) THE BASE AND INTERMEDIATE 6" SPACERS SHALL BE INSTALLED AT 5' CENTERS.  
 2) ALL CONDUIT RUNS ARE ASSEMBLED IN FIELD.  
 3) INSTALL 1/2" DIA. (PULLING) NYLON ROPE IN EACH DUCT.  
 4) ALL CABLES BY OTHERS.  
 5) CONDUIT AND SPACERS AND ALL OTHER MATERIALS INCLUDING GLUE, COUPLINGS AND MANHOLE ENTRANCES FURNISHED BY CITY OF NAPERVILLE AND INSTALLED BY CONTRACTOR.  
 6) INSTALL BEDDING FA-2 OR CA-6.  
 7) INSTALL MULE TAPE OR #12 COPPER WIRE THHN IN THIS DUCT ONLY.  
 8) CONTRACTOR TO SUPPLY PLASTIC TIES TO HOLD 3", 5", AND 6" CONDUIT TO 6" SPACERS.  
 9) CONTRACTOR TO INSTALL DUCT RUN PER C30-1900.

SPOIL BACK FILL PAY ITEM IS EARTH EXCAVATION SPECIAL SECTION KK-KK

**CITY OF NAPERVILLE  
DEPARTMENT OF PUBLIC UTILITIES-ELECTRIC  
TYPICAL CONDUIT SECTION HH-HH  
75TH STREET**

APPROXIMATE LENGTH = ? FEET. CONCRETE ENCASE SPOIL BACKFILL  
 APPROXIMATE LENGTH = ? FEET. CONCRETE ENCASE CA-6 BACKFILL  
 APPROXIMATE LENGTH = ? FEET (FA2 ENCASED) SPOIL BACKFILL  
 APPROXIMATE LENGTH = ? FEET (FA2 ENCASED) CA-6 BACKFILL

NOTE:  
 1) THE BASE AND INTERMEDIATE 6" SPACERS SHALL BE INSTALLED AT 5' CENTERS.  
 2) ALL CONDUIT RUNS ARE ASSEMBLED IN FIELD.  
 3) INSTALL 1/2" DIA. (PULLING) NYLON ROPE IN EACH DUCT.  
 4) ALL CABLES BY OTHERS.  
 5) CONDUIT AND SPACERS AND ALL OTHER MATERIALS INCLUDING GLUE, COUPLINGS AND MANHOLE ENTRANCES FURNISHED BY CITY OF NAPERVILLE AND INSTALLED BY CONTRACTOR.  
 6) INSTALL BEDDING FA-2 OR CA-6.  
 7) INSTALL MULE TAPE OR #12 COPPER WIRE THHN IN THIS DUCT ONLY.  
 8) CONTRACTOR TO SUPPLY PLASTIC TIES TO HOLD 3", 5", AND 6" CONDUIT TO 6" SPACERS.  
 9) CONTRACTOR TO INSTALL DUCT RUN PER C30-1900.



**CITY OF NAPERVILLE  
DEPARTMENT OF PUBLIC UTILITIES-ELECTRIC  
TYPICAL CONDUIT SECTION KK-KK  
75TH STREET**

APPROXIMATE LENGTH = (NONE) CONCRETE ENCASE SPOIL BACKFILL  
 APPROXIMATE LENGTH = 200 FEET CONCRETE ENCASE CA-6 BACKFILL  
 APPROXIMATE LENGTH = (NONE) (FA2 ENCASED) SPOIL BACKFILL  
 APPROXIMATE LENGTH = (NONE) (FA2 ENCASED) CA-6 BACKFILL

NOTE:  
 1) THE BASE AND INTERMEDIATE 6" SPACERS SHALL BE INSTALLED AT 5' CENTERS.  
 2) ALL CONDUIT RUNS ARE ASSEMBLED IN FIELD.  
 3) INSTALL 1/2" DIA. (PULLING) NYLON ROPE IN EACH DUCT.  
 4) ALL CABLES BY OTHERS.  
 5) CONDUIT AND SPACERS AND ALL OTHER MATERIALS INCLUDING GLUE, COUPLINGS AND MANHOLE ENTRANCES FURNISHED BY CITY OF NAPERVILLE AND INSTALLED BY CONTRACTOR.  
 6) INSTALL BEDDING FA-2 OR CA-6.  
 7) INSTALL MULE TAPE OR #12 COPPER WIRE THHN IN THIS DUCT ONLY.  
 8) CONTRACTOR TO SUPPLY PLASTIC TIES TO HOLD 3", 5", AND 6" CONDUIT TO 6" SPACERS.  
 9) CONTRACTOR TO INSTALL DUCT RUN PER C30-1900.

SPOIL BACK FILL PAY ITEM IS EARTH EXCAVATION SPECIAL SECTION HH-HH

1) RESTORATION BY ELECTRICAL CONTRACTOR IS TEMPORARY, AND SHALL BE MAINTAINED BY THE ELECTRICAL CONTRACTOR UNTIL FINAL RESTORATION BY ROAD CONTRACTOR. (UNLESS NOTED)  
 2)ROUGH GRADE AREA TO WITH IN 4" OF FINAL GRADE.  
 3) ELECTRICAL CONTRACTOR TO COORDINATE WITH RESIDENT ENGINEER.

WF# INFORMATION		CITY OF NAPERVILLE/DEPARTMENT OF PUBLIC UTILITIES - ELECTRIC			
WF# 59481 WASHINGTON ST. 75TH TO OLYMPIUS DR. EAST SIDE	JOB 1 EU-73	CALL J.U.L.I.E. 48 HRS. PRIOR TO CONSTRUCTION			
WF# 59482 75TH WASHINGTON ST. TO OLYMPIUS DR. NORTH SIDE	JOB 2 EU-73	PROJECT TITLE	MAP NO.	DAO FILE	
WF# 59484 75TH WASHINGTON ST. TO CLYDE DR. SOUTH SIDE	JOB 3 EU-73	75TH ST. AND WASHINGTON ST. ROAD IMPROVEMENTS	-	D056270001D24.DWG	
WF# 59485 WASHINGTON ST. 75TH TO BAILEY RD. EAST SIDE	JOB 4 EU-73	PROJECT DESCRIPTION	ISSUED	DATE	4-01-08
		TRENCH SECTION DETAILS	ENGINEER	ISSUED	RPS
			REVISION	DATE	
				WORK REQUEST NO.	56270
				APPROVED	
				SCALE	NTS
				SHEET	24 OF 73