


150 140 130 120 110 100 90 80 70 60 50 40 30 20 10 0 10 20 30 40 50 60 70 80 90 100 110 120 130 140 150

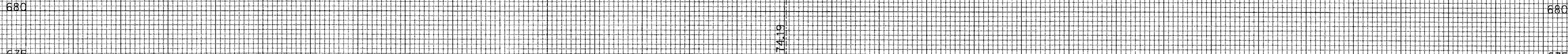


EARTHWORK QUANTITIES (SF)  
PGE = 0.00  
EXCAVATION = 25.75  
UNSUITABLE = 9.46  
EMBANKMENT = 1.33

685  
680  
675  
670

PROPOSED NB  
PROPOSED SB  
673.29  
428+50.00  
TELEPHONE  
TELEPHONE

685  
680  
675  
670

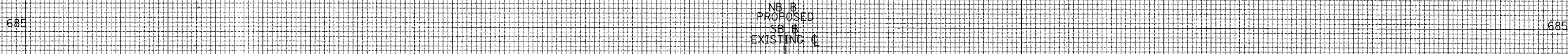


EARTHWORK QUANTITIES (SF)  
PGE = 0.00  
EXCAVATION = 26.43  
UNSUITABLE = 6.91  
EMBANKMENT = 0.00

685  
680  
675  
670

PROPOSED NB  
PROPOSED SB  
674.19  
428+00.00  
TELEPHONE  
BROADBAND

690  
685  
680  
675  
670



EARTHWORK QUANTITIES (SF)  
PGE = 0.00  
EXCAVATION = 26.98  
UNSUITABLE = 6.40  
EMBANKMENT = 0.00

690  
685  
680  
675  
670

PROPOSED NB  
PROPOSED SB  
EXISTING C  
674.28  
427+95.17  
TELEPHONE  
BROADBAND

150 140 130 120 110 100 90 80 70 60 50 40 30 20 10 0 10 20 30 40 50 60 70 80 90 100 110 120 130 140 150

HORIZONTAL SCALE 10' 0 10' 20'  
VERTICAL SCALE 5' 0 5' 10'

SURVEYED  
TEMPLATE  
AREAS CHECKED

SURVEYED  
TEMPLATE  
AREAS CHECKED