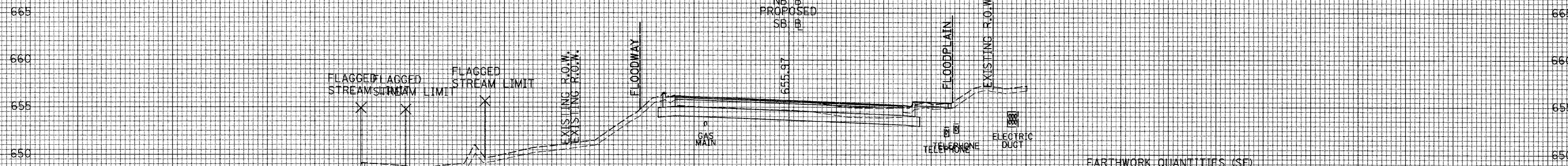
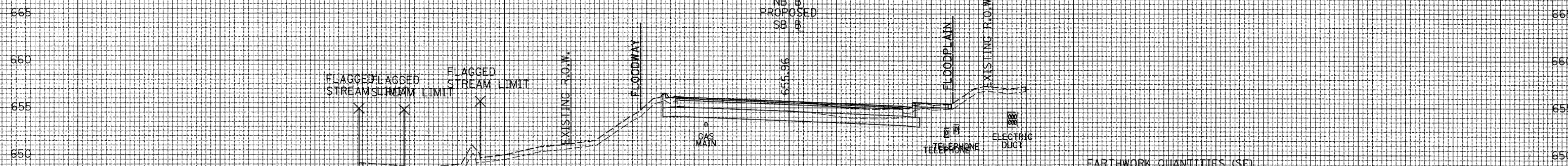



150 140 130 120 110 100 90 80 70 60 50 40 30 20 10 0 10 20 30 40 50 60 70 80 90 100 110 120 130 140 150



EARTHWORK QUANTITIES (SF)
 PGE = 0.00
 EXCAVATION = 53.62
 UNSUITABLE = 4.35
 EMBANKMENT = 0.00



EARTHWORK QUANTITIES (SF)
 PGE = 0.00
 EXCAVATION = 51.60
 UNSUITABLE = 4.34
 EMBANKMENT = 0.01



EARTHWORK QUANTITIES (SF)
 PGE = 0.00
 EXCAVATION = 60.10
 UNSUITABLE = 4.65
 EMBANKMENT = 0.05

150 140 130 120 110 100 90 80 70 60 50 40 30 20 10 0 10 20 30 40 50 60 70 80 90 100 110 120 130 140 150

HORIZONTAL SCALE 10' 0 10' 20'
 VERTICAL SCALE 5' 0 5' 10'

FINAL SURVEYED PLOTTED TEMPLATE NOTE BOOK NO. AS CHECKED

ORIGINAL SURVEYED PLOTTED TEMPLATE NOTE BOOK NO. AS CHECKED