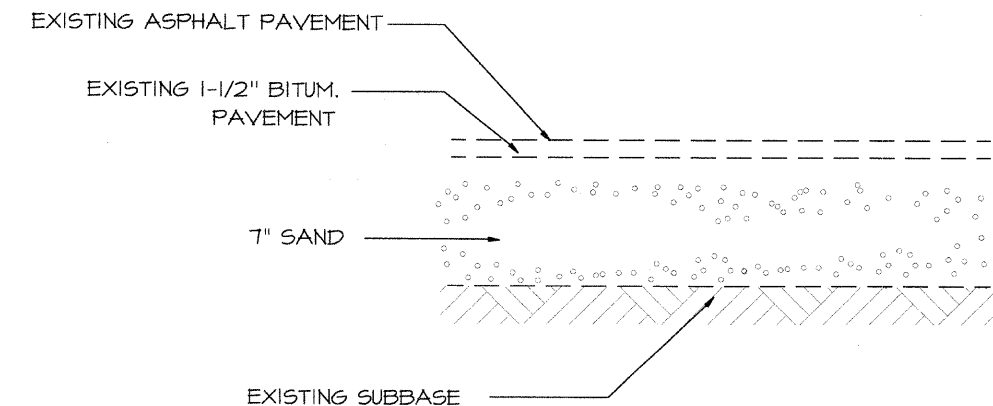


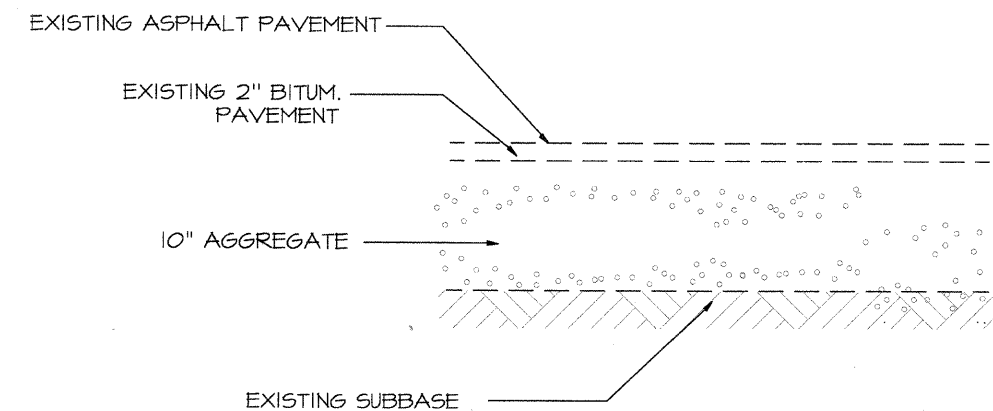
TYPICAL SECTION-PORTLAND CEMENT CONCRETE SIDEWALK 5"

NOT TO SCALE



TYPICAL SECTION - EXISTING ASPHALT PAVEMENT EAST LOT

NOT TO SCALE



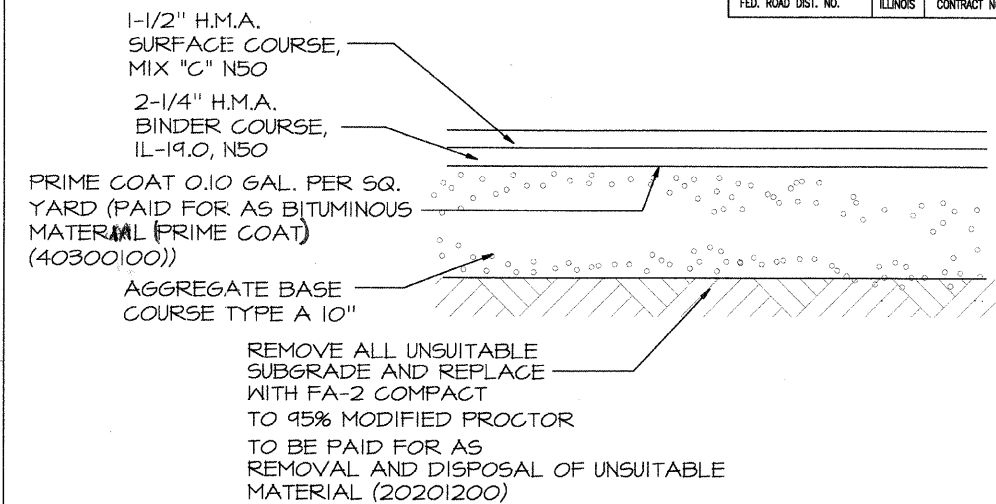
TYPICAL SECTION - EXISTING ASPHALT PAVEMENT WEST LOT

NOT TO SCALE

HOT MIX ASPHALT MIXTURE REQUIREMENTS		
MIXTURE TYPE	AC TYPE	AIR VOIDS
HOT-MIX ASPHALT SURFACE COURSE, MIX "C", N50 (IL-1.5)	PG 64-22	4% @ 50 GYR.
HOT-MIX ASPHALT BINDER COURSE, IL-19.0, N50	PG 64-22*	4% @ 50 GYR.

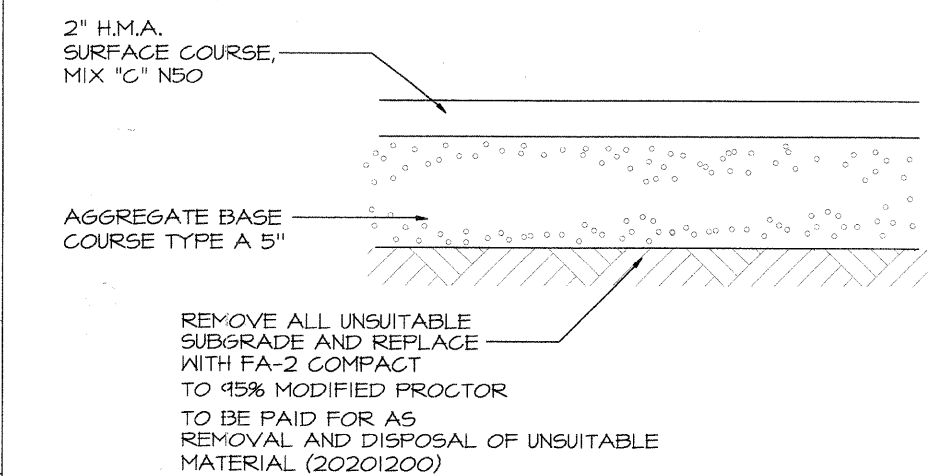
THE UNIT WEIGHT USED TO CALCULATE ALL HMA SURFACE AND BINDER MIXTURE QUANTITIES IS 112 LBS/SQ YD/IN.
* WHEN RAP EXCEEDS 20%, THE NEW ASPHALT BINDER IN THE MIX SHALL BE 58-22

FA RTE	SECTION	COUNTY
---	05-P4096-00-PK	COOK
FED. ROAD DIST. NO.	ILLINOIS	CONTRACT NO. 63060



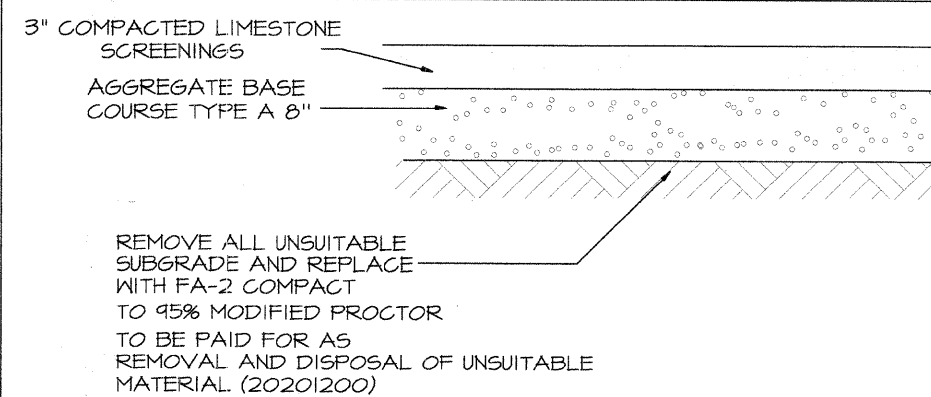
TYPICAL SECTION-ASPHALT PAVEMENT

NOT TO SCALE



TYPICAL SECTION-ASPHALT PATHWAY

NOT TO SCALE



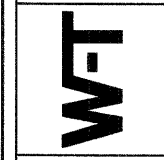
TYPICAL SECTION AGGREGATE PATHWAY

NOT TO SCALE

21 & 23

DATE	BY	REVISIONS
6-18-08	JPG	PER IDOT COMMENTS
6-24-08	JPG	PER IDOT COMMENTS
7-18-08	JPG	PER IDOT COMMENTS
7-25-08	JPG	PER IDOT COMMENTS

W-T CIVIL ENGINEERING, LLC.
CIVIL AND STRUCTURAL ENGINEERS
2875 Pratum Avenue
Naperville, IL 60563
PH: (224) 235-6533 FAX: (224) 235-6444
www.wtengineering.com
IL License No.: 164-003492 Exp. 04/30/09



SPRING ROCK PARK
CENTRAL AVE & 47TH ST
WESTERN SPRINGS, IL

TYPICAL SECTIONS

DATE: 05/23/08
SCALE: 1" = 50'
DRAWN: JPG
CHECK: TOA
JOB: CE06316
SHEET

FIELD ENGINEER: MARILIN SOLOMON 847-705-4407