

F.A.U. R.T.E.	SECTION	COUNTY	TOTAL SHEETS	SHEET NO.
1321	05-00049-00-LT	COOK	9	3
LIGHTING PLAN (1 OF 3)				
ILLINOIS				

CONTRACT NO. 63068

NOTE: ALL 2" PUSHED RIGID GALVANIZED STEEL CONDUIT SHALL EXTEND 2 FEET BEYOND BACK OF CURB OR EDGE OF PAVED SURFACE.

POLE PLACEMENT IL RTE 59 (SUTTON ROAD)			
STATION	CIRCUIT	POLE LABEL	SETBACK*
138+82	H	SH1	6.0'
138+84	G	SG5	5.3'
141+20	E	SE4	6.3'
141+21	F	SF1	6.3'

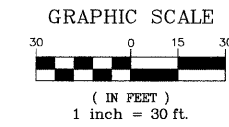
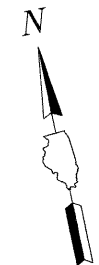
*BACK OF CURB TO FACE OF POLE BASE

POLE PLACEMENT IL RTE 19 (IRVING PARK ROAD)			
STATION	CIRCUIT	POLE LABEL	SETBACK*
176+58	H	SH6	5.3'
177+58	E	SE6	5.3'
177+61	G	SG7	5.3'
178+58	F	SF6	5.3'
178+62	H	SH5	4.7'
179+56	E	SE5	5.3'
179+66	G	SG6	4.7'
179+93	F	SF5	6.2'
180+38	H	SH4	8.4'
181+30	E	SE1	4.3'
181+67	G	SG1	12.5'
182+02	A	SA8	5.3'
182+04	D	SD7	5.3'
183+21	B	SB8	5.3'
183+24	C	SC7	5.3'

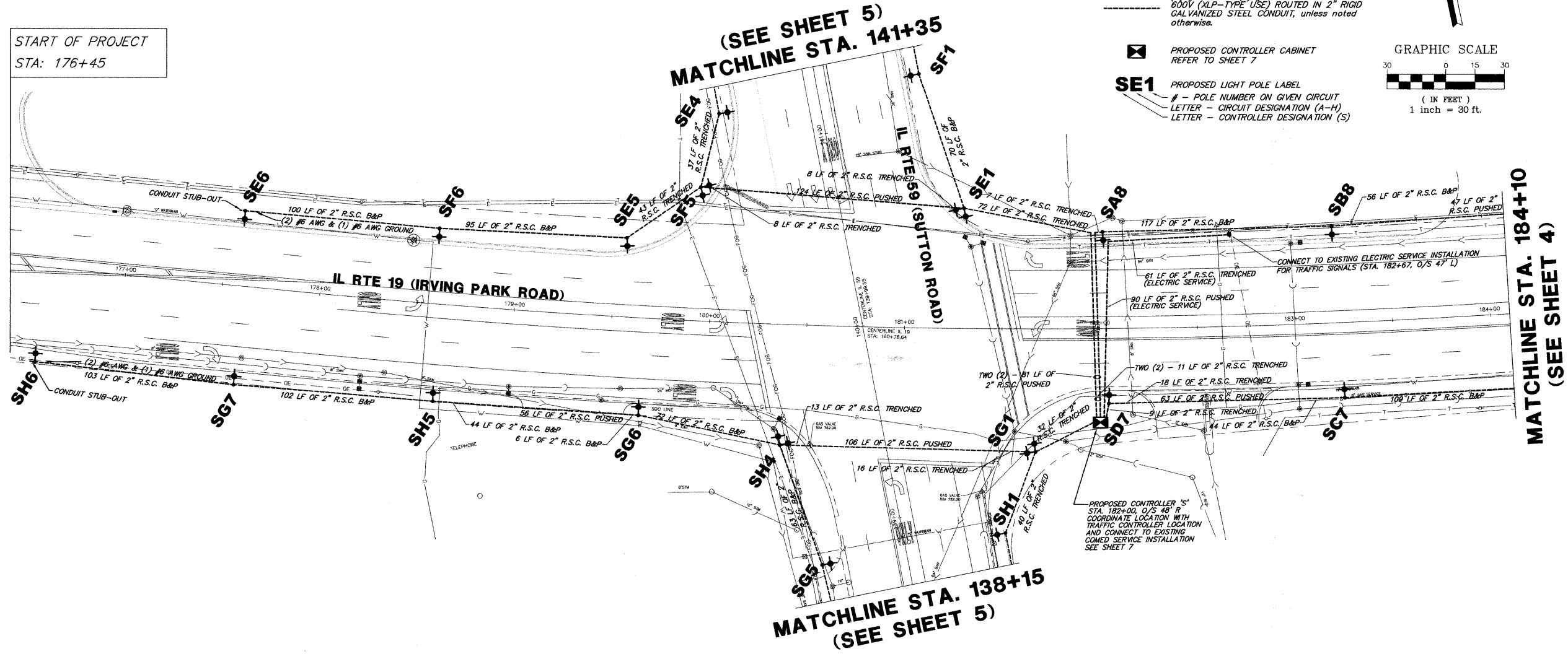
*BACK OF CURB TO FACE OF POLE BASE

LEGEND

- PROPOSED LIGHT POLE
250W HPS LUMINAIRE
240V, 1 PHASE, 2 WIRE
32 FT., 4 FT MAST ARM
SETBACK 6' FROM BACK OF CURB (typical)
SEE FOUNDATION DETAIL - SHEET 8
- PROPOSED LIGHT POLE
(2) 400W HPS LUMINAIRE
240V, 1 PHASE, 2 WIRE
32 FT., 4 FT MAST ARM
SETBACK 6' FROM BACK OF CURB (typical)
SEE FOUNDATION DETAIL - SHEET 8
- PROPOSED CONTROLLER CABINET
REFER TO SHEET 7
- PROPOSED LIGHT POLE LABEL
- POLE NUMBER ON GIVEN CIRCUIT
LETTER - CIRCUIT DESIGNATION (A-H)
LETTER - CONTROLLER DESIGNATION (S)



START OF PROJECT
STA: 176+45



PLANS PREPARED BY:
GEWALT HAMILTON ASSOCIATES, INC.
Consulting Engineers & Surveyors
850 Forest Edge Drive
Vernon Hills, IL 60061
(847) 476-9700
(847) 476-9701 Fax

REVISIONS	
NAME	DATE

ILLINOIS DEPARTMENT OF TRANSPORTATION
LIGHTING PLAN (1 OF 3)

**IRVING PARK ROAD LIGHTING
STREAMWOOD, ILLINOIS**

SCALE: 1"=30'
DATE: 6-16-08

DRAWN BY: DRS
DESIGNED BY: AJP
CHECKED BY: BLS