CONTRACT NO. 94533

F.A.P. RTE.	SECTION	COUNTY	TOTAL SHEETS	SHEET NO.
781	1YRS, 2ZRS-1	CRAWFORD	378	46
STA.		TO STA.		
FED. ROAD DIST. NO.		ILLINOIS	FED. AID PROJECT	

TYPICAL ENTRANCE SCHEDULE

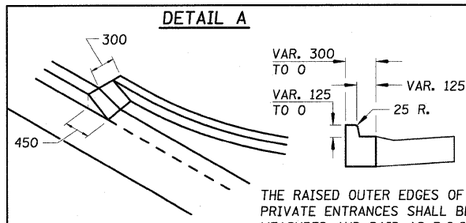

THE RAISED OUTER EDGES OF PRIVATE ENTRANCES SHALL BE MEASURED AND PAID AS P.C.C. DRIVEWAY PAVEMENT 150

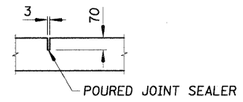

DETAIL SAW JOINT

NOTE: MAINTAIN SIDEWALK CROSS SLOPE THROUGH ALL PRIVATE AND COMMERCIAL ENTRANCES.

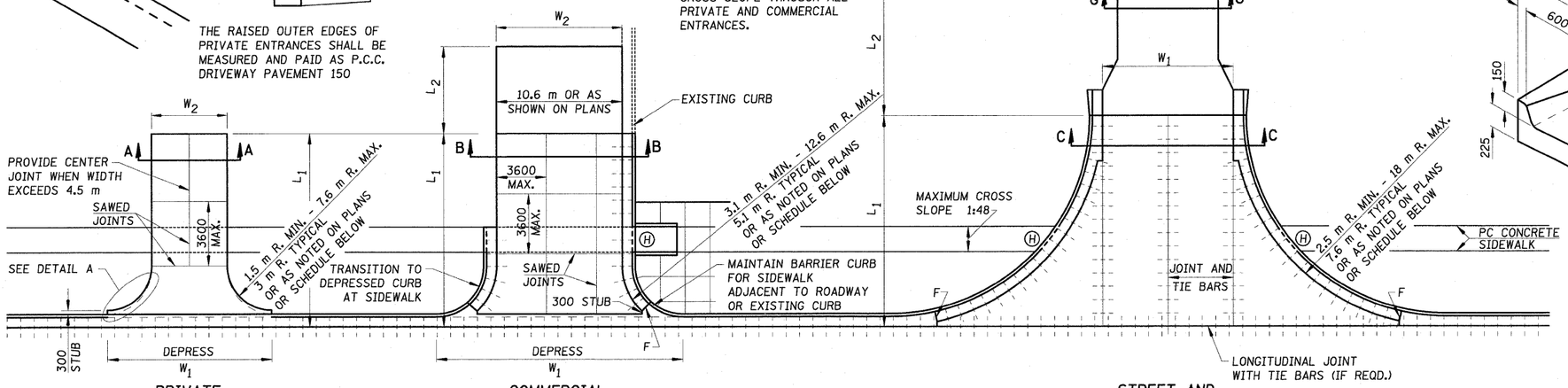

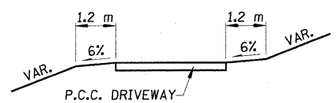

SECTION A-A

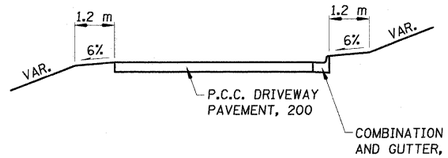

SECTION B-B

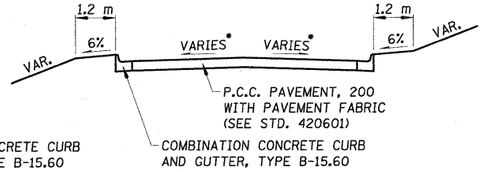

SECTION C-C

• SEE INTERSECTION DETAILS

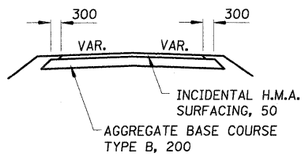

SECTION G-G

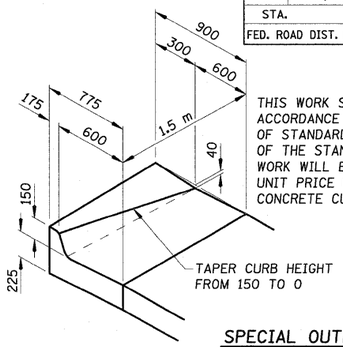

THIS WORK SHALL BE CONSTRUCTED IN ACCORDANCE WITH APPLICABLE PORTIONS OF STANDARD 606001 AND SECTION 606 OF THE STANDARD SPECIFICATIONS. THIS WORK WILL BE PAID FOR AT THE CONTRACT UNIT PRICE PER METER FOR COMBINATION CONCRETE CURB AND GUTTER, TYPE B-15.60

SPECIAL OUTLET FOR COMBINATION CURB AND GUTTER TYPE B-15.60

NOTES:

- ALL DIMENSIONS ARE IN MILLIMETERS UNLESS OTHERWISE SHOWN
- OMIT TIE BARS WITHIN 4.5 m OF MAINLINE PAVEMENT CONTRACTION JOINT OCCURRING WITHIN LIMITS OF ENTRANCES AND RADIUS RETURNS.
- CONTRACTION JOINTS IN MAINLINE PAVEMENT SHALL EXTEND THRU ENTRANCES AND RADIUS RETURNS. SAWED JOINTS SHALL BE ADJUSTED ACCORDINGLY.
- F = 25 PREFORMED EXPANSION JOINT FILLER.
- WHEN PAVEMENT IS CONSTRUCTED MONOLITHICALLY, THE JOINTS SHALL BE SAWED JOINTS WITH TIE BARS. WHEN CONSTRUCTED OTHERWISE, THE JOINTS SHALL BE LONGITUDINAL JOINTS WITH TIE BARS AND KEYWAY.
- DEPRESSED CURB & GUTTER THROUGH COMERCIAL ENTRANCES SHALL BE PAID FOR AS DRIVEWAY PAVEMENT.
- DEPRESSED CURB AND GUTTER THROUGH PRIVATE ENTRANCES SHALL BE PAID FOR AS CURB AND GUTTER

URBAN ENTRANCE SCHEDULE

STATION	LT/RT	TYPE	L1	L2	W1	W2	RADIUS	AGGREGATE BASE COURSE, TYPE B 200 MM	AGGREGATE SURFACE COURSE, TYPE B 150 MM	BITUMINOUS MATERIALS (PRIME COAT)	INCIDENTAL HOT-MIX ASPHALT SURFACING 50 MM	PORTLAND CEMENT CONCRETE PAVEMENT 200 MM	PAVEMENT FABRIC	PORTLAND CEMENT CONCRETE DRIVEWAY PAVEMENT 150 MM	PORTLAND CEMENT CONCRETE DRIVEWAY PAVEMENT 200 MM
								M3511010	M4021010	M4080100	M4080500	M4200200	M4205100	M4230150	M4230200
			METER	METER	METER	METER	METER	M TON	M TON	LITER	M TON	SQ M	SQ M	SQ M	SQ M
STA 2+767.5	LT	STREET	7.8	10.7	6.0	6.0	7.6	3.1		96.3	7.7	70.7	70.7	.	.
STA 2+789.5	LT	PE	5.1		8.2	3.6	3.0 & 0.6	.			.	.	.	20.4	.
STA 2+796.4	LT	PE	5.1		8.2	3.6	0.6 & 3.0	.			.	.	.	20.5	.
STA 2+815.8	LT	PE	5.1		10.5	4.5	3.0	.			.	.	.	25.1	.
STA 2+852.6	LT	PE	5.1		11.2	5.2	3.0	.			.	.	.	28.1	.
STA 2+852.9	RT	CE	5.1		20.8	10.6	5.1	.			.	.	.	.	76.7
STA 2+892.1	LT	STREET	9.3	25.7	7.8	6.0	7.6	8.6		268.0	21.4	96.4	96.4	.	.
STA 2+934.5	LT	PE	5.1		11.2	5.2	3.0	.			.	.	.	28.2	.
STA 2+937.7	RT	CE	5.1		19.3	9.1	5.1	.			.	.	.	.	69.3
STA 2+977.3	LT	STREET	7.8	13.2	7.8	5.0	7.6	4.1		129.5	10.4	84.7	84.7	.	.
STA 2+989.5	RT	CE	5.7		39.2	13.9	17.0	.			.	.	.	.	144.1
STA 3+122.6	LT	STREET	8.2	12.8	7.8	6.2	7.6	2.2		69.8	5.6	136.2	136.2	.	.
STA 3+122.6	RT	STREET	16.3	9.7	7.8	8.8	7.6	3.5		109.9	8.8	159.6	159.6	.	.
STA 3+163.8	RT	CE	5.1		17.4	7.2	5.1	.			.	.	.	.	59.4
STA 3+163.9	LT	PE	5.1		9.6	3.6	3.0	.			.	.	.	21.2	.
STA 3+176.0	LT	CE	5.1		14.5	4.3	5.1	.			.	.	.	.	44.6
STA 3+211.3	LT	STREET	8.7	7.6	7.8	6.1	7.6	2.6		82.5	6.6	89.4	89.4	.	.
STA 3+211.3	RT	STREET	7.8	13.2	7.8	5.7	7.6	4.3		135.9	10.9	84.7	84.7	.	.
STA 3+252.2	LT	PE	5.1		9.6	3.6	3.0	.			.	.	.	21.2	.
STA 3+255.1	RT	PE	5.1		9.6	3.6	3.0	.			.	.	.	21.2	.
STA 3+269.4	LT	PE	5.1		9.6	3.6	3.0	.			.	.	.	21.2	.
STA 3+298.2	LT	STREET	8.4	12.6	7.8	6.0	7.6	4.3		134.9	10.8	89.4	89.4	.	.
STA 3+298.2	RT	STREET	8.1	15.9	7.8	8.2	7.6	6.4		200.4	16.0	87.1	87.1	.	.
JACKSON ST. STA 10+019.3	LT	CE	6.0		10.8	7.2	3.6	.			.	.	.	.	52.6

CONTINUED ON NEXT SHEET

REVISIONS	
NAME	DATE

ILLINOIS DEPARTMENT OF TRANSPORTATION

URBAN ENTRANCE DETAILS AND SCHEDULE

SCALE NO SCALE DRAWN BY KOJ
DATE APRIL 18, 2008 CHECKED BY RGH

H. M. & G. NO. 4420

PLOT DATE = 4/18/2008
FILE NAME = H:\4420\70046.ent.ui.dgn