CONTRACT NO.

F.A.P. RTE.	SECTION	COUNTY	TOTAL SHEETS	SHEET NO.
781	1YRS, 2ZRS-1	CRAWFORD	378	188
STA.		TO STA.		
FED. ROAD DIST. NO.		ILLINOIS	FED. AID PROJECT	

Existing Structure: The structure is a single barrel 610 mm x 457 mm box culvert at a skew of 0°6'56" right forward. The culvert has an overall length of 9.84 m. The contractor shall extend the culvert on each end for the dimensions shown.

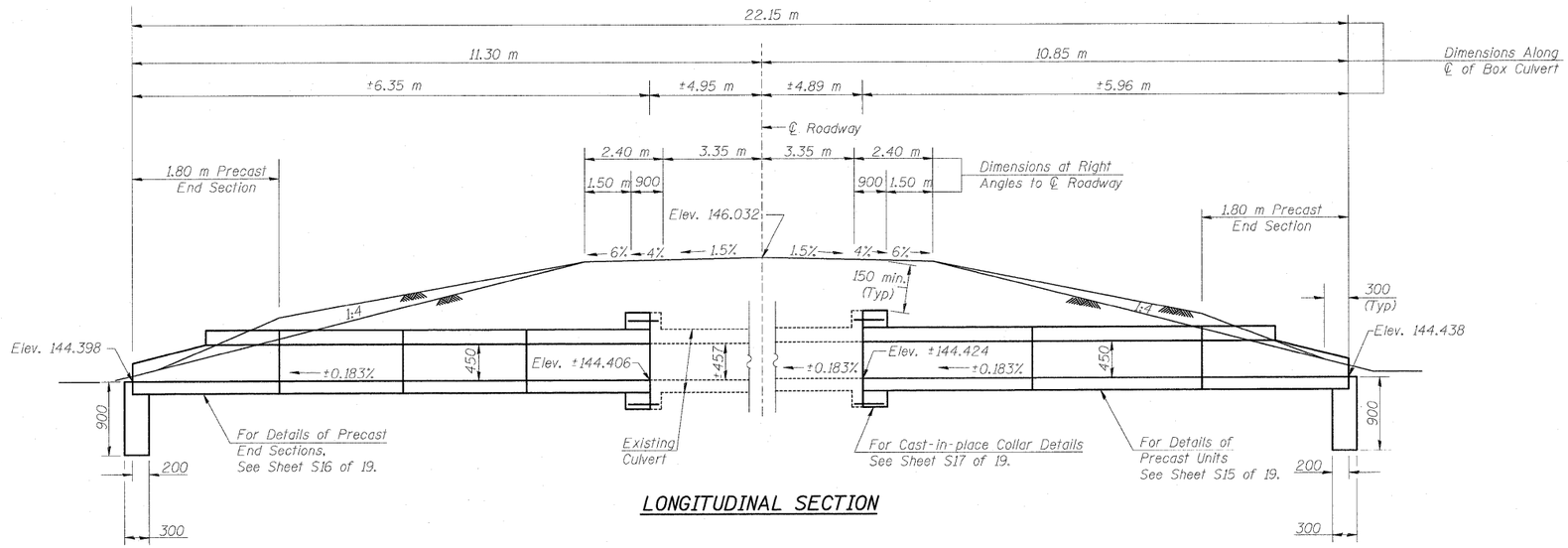

LONGITUDINAL SECTION

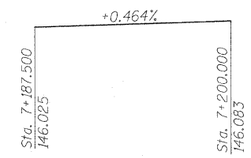

PROFILE GRADE

BILL OF MATERIAL - BOX CULVERT NO. 10

	Item	Unit	Total
M5030350	Concrete Structures	cu. m.	0.4
M5080205	Reinforcement Bars, Epoxy Coated	kg	90
* M5401002	Precast Concrete Box Culvert (600x450)	m	8.7
* 5401010	Box Culvert End Section, Culvert No. 10	Each	2
M5403220	Expansion Bolts (M20x250)	Each	20
M2810707	Stone Riprap, Class A4	sq. m.	See Plans

* Non-standard size.

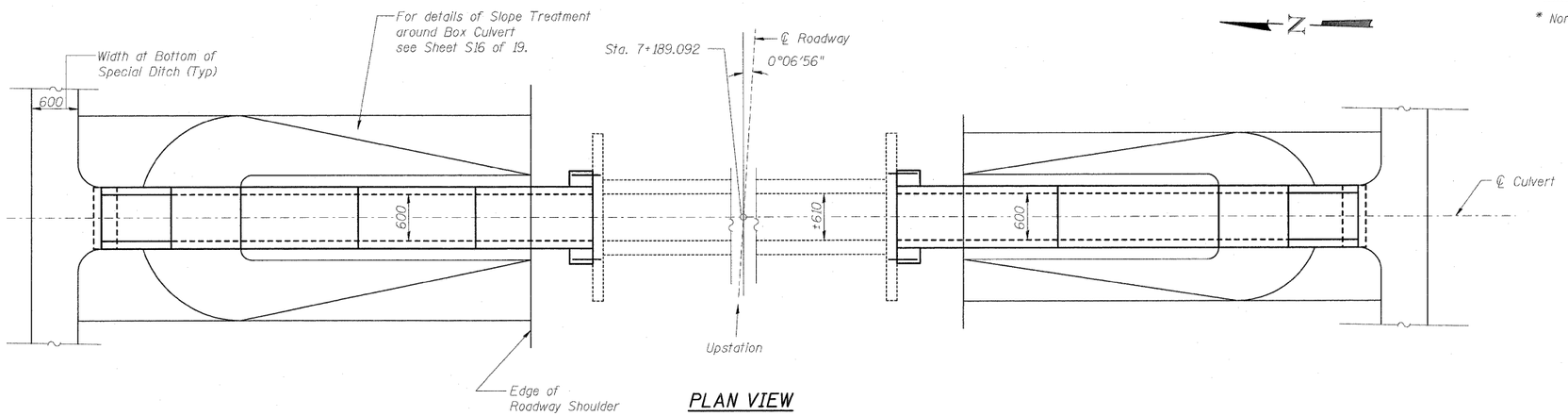

PLAN VIEW

SHEET S7 OF 19

REVISIONS	
NAME	DATE

ILLINOIS DEPARTMENT OF TRANSPORTATION

BOX CULVERT EXTENSIONS
GENERAL PLAN & ELEVATION
BOX CULV. NO. 10, STA. 7+189.092

SCALE NONE DRAWN BY MLB
DATE DECEMBER 10, 2006 CHECKED BY MTH

LIN NO. 9803

PLOT DATE = 3/20/2008
FILE NAME = H:\4420\4420.5 (Lin Eng)\design files 12-18-2006\S-07.dgn

LIN ENGINEERING, LTD., 210 WEST CHESTNUT, CHATHAM, IL 62629 (217)-483-4168