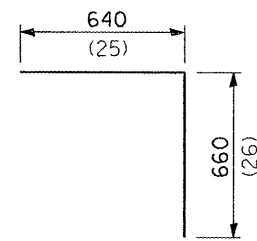


FAP ROUTE	SECTION	COUNTY	TOTAL SHEETS	SHEET NO.
793 9392	05-00025-00-TL 07-00025-01-WR	MADISON	127	82
STA.		TO STA.		

CONTRACT NO. 97352

**SIZES OF STRAIGHT BARS**

BARS	SIZE	LENGTH
b <sub>3</sub>	No. 16 (No. 5)	1.9 m (6'-3")
b <sub>7</sub>	No. 13 (No. 4)	2.67 m (8'-9")
b <sub>11</sub>	No. 13 (No. 4)	3.58 m (11'-9")
b <sub>15</sub>	No. 13 (No. 4)	4.50 m (14'-9")
b <sub>17</sub>	No. 13 (No. 4)	5.26 m (17'-3")
h <sub>15</sub>	No. 13 (No. 4)	2.67 m (8'-9")
w	No. 13 (No. 4)	1.22 m (4'-0")



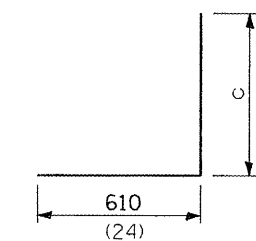
**BAR d**  
No. 13  
(No. 4)

**BARS IN ONE END SECTION**

BARS	No.
d	12
b <sub>3</sub>	2
b <sub>7</sub>	1
b <sub>11</sub>	1
b <sub>15</sub>	1
b <sub>17</sub>	2
h	3
h <sub>15</sub>	4
v	4
v <sub>1</sub>	2
v <sub>2</sub>	2
v <sub>3</sub>	4
v <sub>4</sub>	2
v <sub>5</sub>	4
w	2

**DIMENSIONS OF BENT BARS**

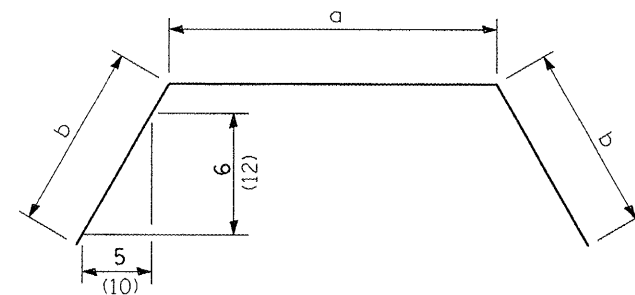
No. 16-bars v to v <sub>5</sub> (No. 5)			No. 16-bars h (No. 5)			
BARS	c	TOTAL LENGTH	BARS	a	b	TOTAL LENGTH
v	1.83 m (6'-0")	2.44 m (8'-0")	h	1.42 m (4'-8")	2.83 m (9'-3 1/2")	7.09 m (23'-3")
v <sub>1</sub>	1.68 m (5'-6")	2.29 m (7'-6")				
v <sub>2</sub>	1.52 m (5'-0")	2.13 m (7'-0")				
v <sub>3</sub>	1.37 m (4'-6")	1.98 m (6'-6")				
v <sub>4</sub>	1.22 m (4'-0")	1.83 m (6'-0")				
v <sub>5</sub>	1.07 m (3'-6")	1.68 m (5'-6")				



**BARS v to v<sub>5</sub>**

**DIMENSIONS AND QUANTITIES**

NOMINAL INSIDE DIAM. OF PIPE	DIMENSIONS						Concrete 1 End Secs. m <sup>3</sup> (cu. yds.)	Reinf. Bars 1 End Secs. kg (lbs.)
	A	B	C	D	E	F		
900 (36)	1.88 m (6'-2")	890 (35)	1.83 m (6'-0")	1.48 m (4'-10")	5.35 m (17'-6 1/2")	2.74 m (9'-0")	4.0 (5.2)	145 (320)



**BARS - h**

**CAST-IN-PLACE REINFORCED CONCRETE END SECTION 36", SPECIAL**  
STA 119+48.92 42.00' RT  
(SHEET 2 OF 2)

REVISIONS	
NAME	DATE

MISCELLANEOUS DETAILS

US 40 AND  
TROY-O'FALLON ROAD IMPROVEMENTS  
CITY OF TROY  
MADISON COUNTY, ILLINOIS