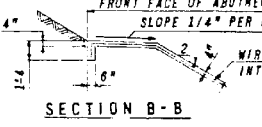
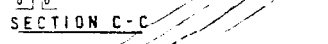
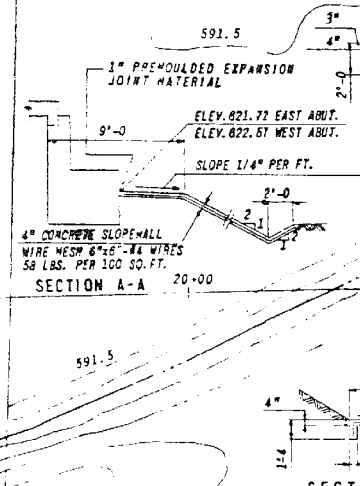
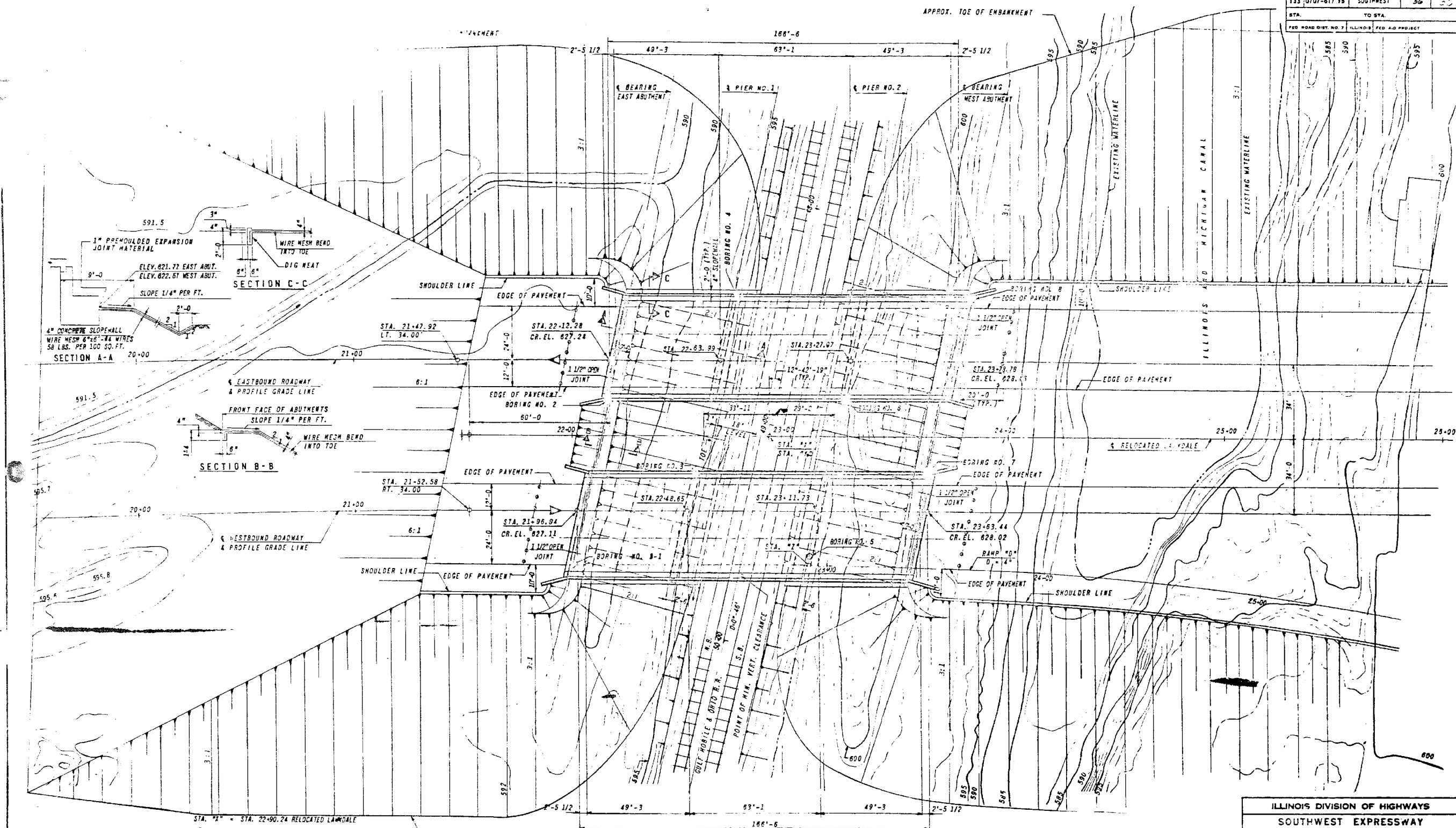


F.A. RT.	SECTION	EXPRESSWAYS	TOTAL SHEETS	SHEET NO.
133	0707-617VB	SOUTHWEST	56	50
STA.	TO STA.			
FED. ROAD DIST. NO. 7	ILLINOIS	FED. AID PROJECT		



STA. 42\* - STA. 22+90.24 RELOCATED LAWNDALE  
 STA. 44\* - STA. 49+04.60 G.M. & D. R.R. - 1,760' FROM MILE POST NO. 12  
 STA. 42\* - P.C.T. STA. 23+08.66 RELOCATED LAWNDALE 58.0' RT.

4" SLOPEWALL QUANTITIES			
EAST ABUTMENT	4" SLOPEWALL	SQ. YD.	910
	CLASS A EXCAVATION	CU. YD.	12
WEST ABUTMENT	4" SLOPEWALL	SQ. YD.	843
	CLASS A EXCAVATION	CU. YD.	17

REVISIONS	
NAME	DATE
DESIGNED ST.	
REVIEWED CWW	

ILLINOIS DIVISION OF HIGHWAYS  
 SOUTHWEST EXPRESSWAY  
 F.A. RT. 133  
 LAWNDALE AVE. STRUCTURE OVER  
 S.M. & O. RAILROAD  
 SECTION 0707-617VB  
 LIMIT OF EMBANKMENTS

SCALE: HORIZ. 1"=20'  
 VERT. 1"=4'

DATE 8-21-63

DRAWN BY F.C.  
 CHECKED BY B.C.

FOR INFORMATION ONLY

**benesch**  
 engineers - scientists - planners

Alfred Benesch & Company  
 205 North Michigan Avenue, Suite 2400  
 Chicago, Illinois 60601  
 312-565-0450 Job No. 10093

FILE NAME =	USER NAME = tjenicke	DESIGNED - CMK	REVISED -
		CHECKED - JAW	REVISED -
		DRAWN - CMK	REVISED -
		CHECKED - JAW	REVISED -

STATE OF ILLINOIS  
 DEPARTMENT OF TRANSPORTATION

EXISTING PLAN INFORMATION (2 OF 14)  
 STRUCTURE NO. 016-0488  
 SHEET NO. SHX2 OF SHX14 SHEETS

F.A.P. RTE.	SECTION	COUNTY	TOTAL SHEETS	SHEET NO.
373	2013-038B-R	COOK	821	776
CONTRACT NO. 60J16			ILLINOIS FED. AID PROJECT	

X:\100005\10093\Eng\_Docs\_Phase\_1\11\SN\_016\_0488\_0489\_1st\_Ave\_cover\_ICC.RR\Final\Final\_0488-016-0488-60J16-038-Existing\_Plans\_2\_of\_14.dgn  
 3:03:03 PM  
 6/23/2014