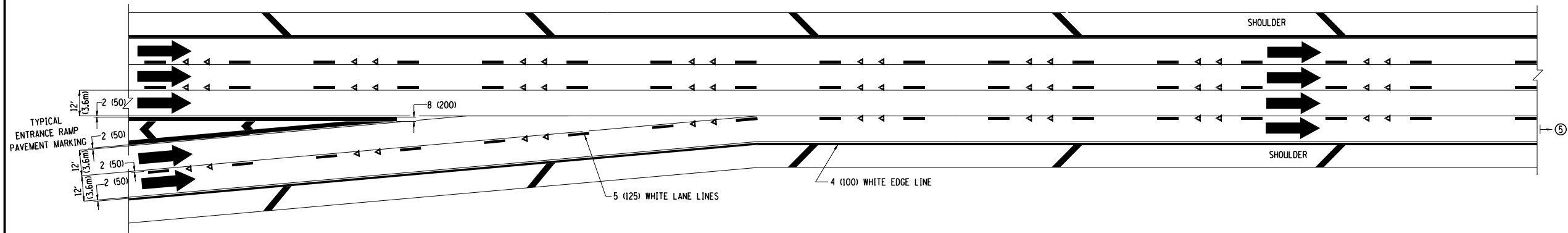
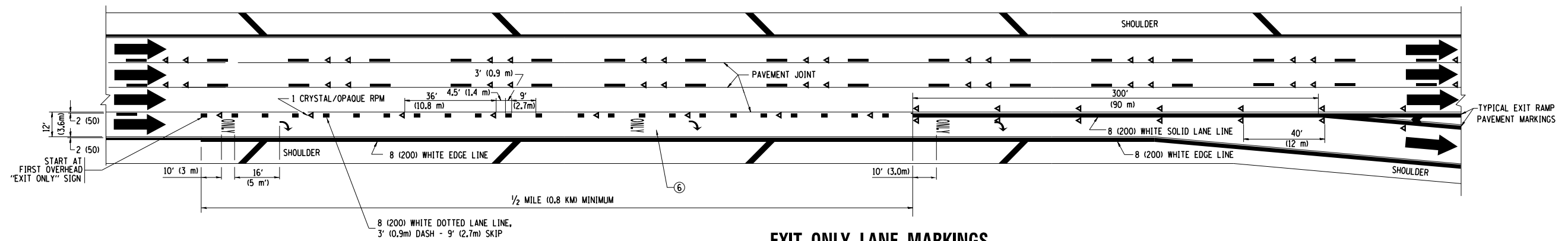


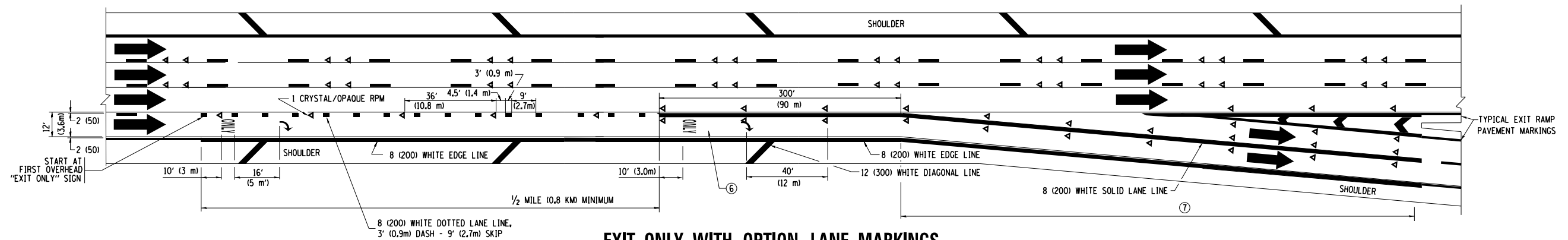
AUXILIARY LANE MARKINGS



TWO LANE ENTRANCE RAMP WITH MERGE MARKINGS



EXIT ONLY LANE MARKINGS



EXIT ONLY WITH OPTION LANE MARKINGS

- NOTES**
- ③ OMIT WHEN LENGTH OF AUXILIARY LANE IS LESS THAN 500' (150 m).
 - ④ 8-INCH WIDE DOTTED LANE LINE MARKINGS SHALL BE USED WHEN THE LENGTH OF THE AUXILIARY LANE IS 2 MILES OR LESS.
 - ⑤ FOR TWO-LANE ENTRANCE RAMP, IF RIGHT LANE ENDS, USE TYPICAL ENTRANCE RAMP PAVEMENT MARKINGS.
 - ⑥ ONLY AND ARROWS EQUALLY SPACED, 500' (150 m) MAXIMUM SPACING. FULL SIZE LETTERS AND ARROW SHALL BE USED.
 - ⑦ CONTINUE 8" SOLID LANE LINE THROUGH EXIT TO END OF PAVED GORE.

FILE NAME = ...\\D160J16-sht-01-1c-12b.dgn

USER NAME = tblank
 PLOT SCALE =
 PLOT DATE = 6/23/2014

DESIGNED - D.W.S.
 DRAWN -
 CHECKED -
 DATE - 01-90

REVISED - D.W.S. 07-96
 REVISED - J.A.F. 02-06
 REVISED - S.P.B. 01-07
 REVISED - S.P.B. 01-10

**STATE OF ILLINOIS
 DEPARTMENT OF TRANSPORTATION**

**MULTI-LANE FREEWAY
 PAVEMENT MARKING DETAILS**
 SCALE: NONE SHEET NO. 2 OF 2 SHEETS STA. TO STA.

F.A.P. RTE.	SECTION	COUNTY	TOTAL SHEETS	SHEET NO.
	2013-038B-R	COOK	821	802
TC-12		CONTRACT NO. 60J16		
FED. ROAD DIST. NO. 1 ILLINOIS FED. AID PROJECT				