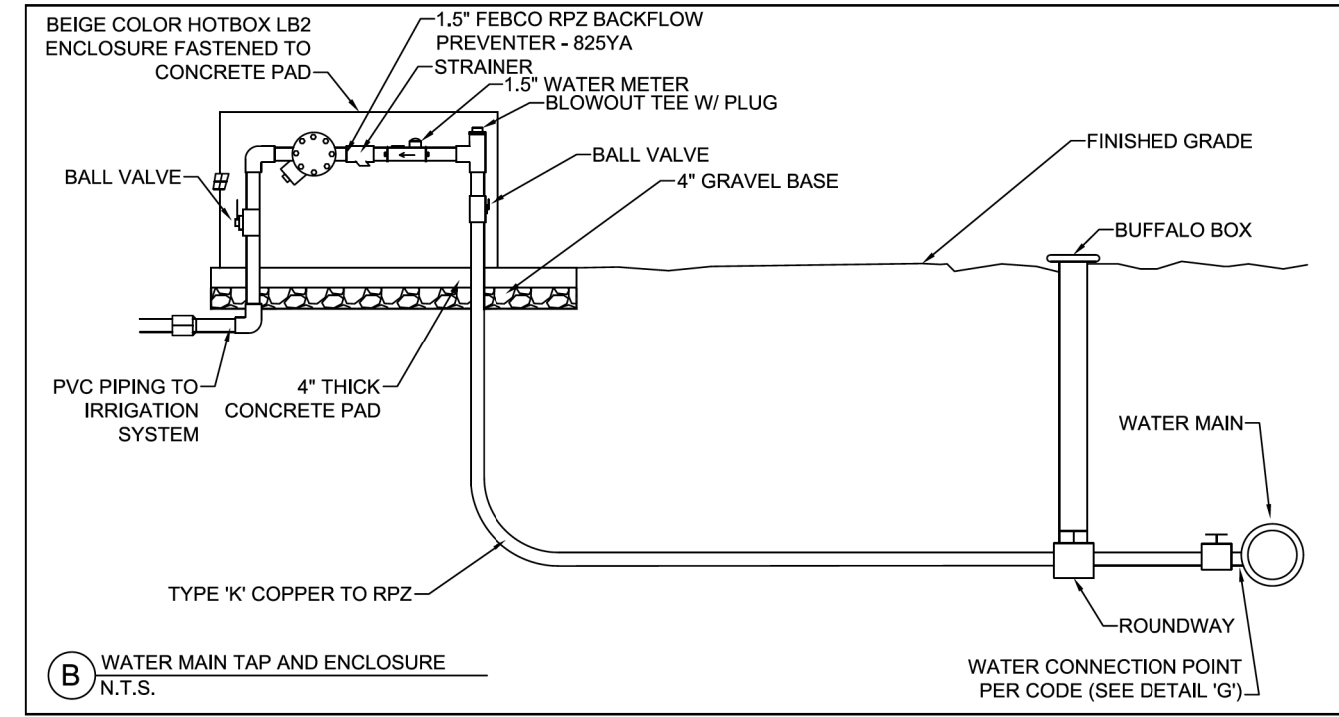


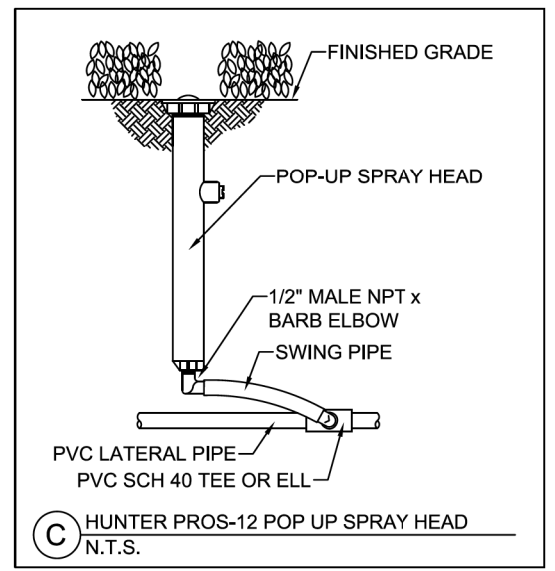
**A** IRRIGATION PLAN  
1" = 40'-0"

SUMMARY OF QUANTITIES	
ITEM	QUANTITY
2" TAP COMPLETE W/ SMITH BLAIR 372 SADDLE	1
B-BOX	1
2" TYPE K COPPER	20'
1.5" WATER METER	1
1.5" FEBCO 1625 BACKFLOW PREVENTER	1
HOTBOX LB2 ENCLOSURE	1
2" SDR 21 200# PVC PIPE	1050'
4" CONDUIT	50'
BUCKNER QCV100 QUICK COUPLING VALVE	5
1" SDR 21 200# PVC PIPE	1030'
1.5" SDR 21 200# PVC PIPE	100'
HUNTER ELECTRIC VALVE 1CV151G W/ DC SOLENOID	5
HUNTER PROS-12 SPRAY HEAD	101
HUNTER XC HYBRID CONTROLLER	2

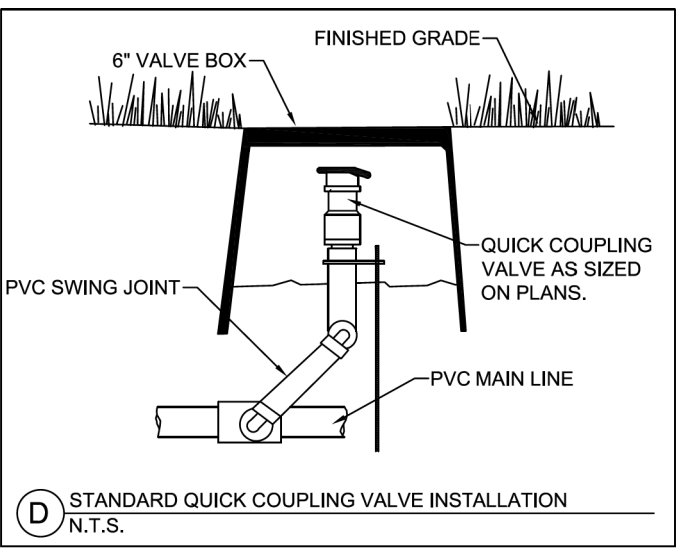
SPECIFIED MATERIALS	
HUNTER ELECTRIC VALVE 1CV151G W/ DC SOLENOID	●
HUNTER PROS-12 SPRAY HEAD (12")	○
HUNTER CONTROLLER XC HYBRID ON MOUNTING POLE	□
BUCKNER QUICK COUPLING VALVE - QCV100	⊙
PVC SDR 21 200# PIPE & SCH 40 FITTINGS	----



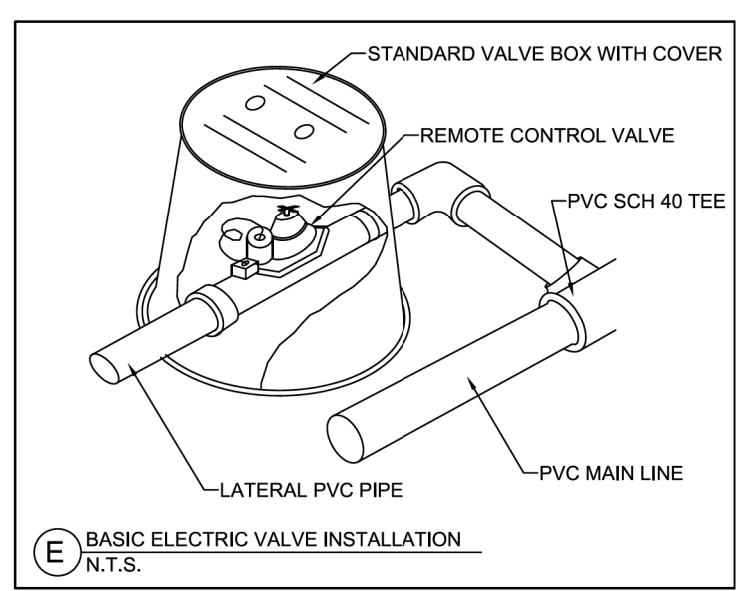
**B** WATER MAIN TAP AND ENCLOSURE  
N.T.S.



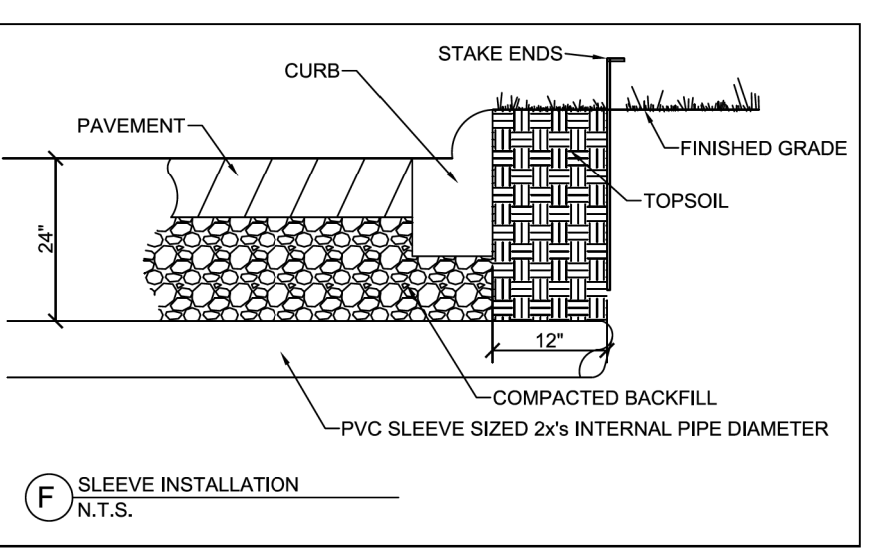
**C** HUNTER PROS-12 POP UP SPRAY HEAD  
N.T.S.



**D** STANDARD QUICK COUPLING VALVE INSTALLATION  
N.T.S.



**E** BASIC ELECTRIC VALVE INSTALLATION  
N.T.S.



**F** SLEEVE INSTALLATION  
N.T.S.

**HALLORAN & YAUCH, INC.**  
IRRIGATION SYSTEMS  
28322 BALLARD DR.  
LAKE FOREST, IL 60045  
847-281-9400  
FAX: 847-281-9780

PROJECT: IDOT VERNON HILLS ENHANCEMENT PROGRAM  
RT 21 MEDIAN ISLAND IRRIGATION

LEGEND	SYMBOL	QUANT.
Rotary Head	△	
Pop up Head	○	
Shrub Head	○	101
Electric Valve	●	5
Manual Drains	⊙	5

Drawn By: fgv  
Scale: 1" = 40'-0"  
Date: 02.21.14

FILE NAME =	USER NAME = pyzranawskirb	DESIGNED -	REVISED -
ct:\pw_work\pwwork\pyzranawskirb\0356580	VD102214-sht-plan.dgn	DRAWN -	REVISED -
Default	PLOT SCALE = 50.0000' / in.	CHECKED -	REVISED -
	PLOT DATE = 7/2/2014	DATE -	REVISED -

**STATE OF ILLINOIS  
DEPARTMENT OF TRANSPORTATION**

<b>IRRIGATION PLAN IL RTE. 21 (MILWAUKEE AVE.)</b>			
SCALE:	SHEET 1	OF 2 SHEETS	STA. TO STA.

F.A.P. RTE.	SECTION	COUNTY	TOTAL SHEETS	SHEET NO.
330	(2&2)IRS-10	LAKE	42	15
CONTRACT NO. 60X23				
ILLINOIS FED. AID PROJECT				