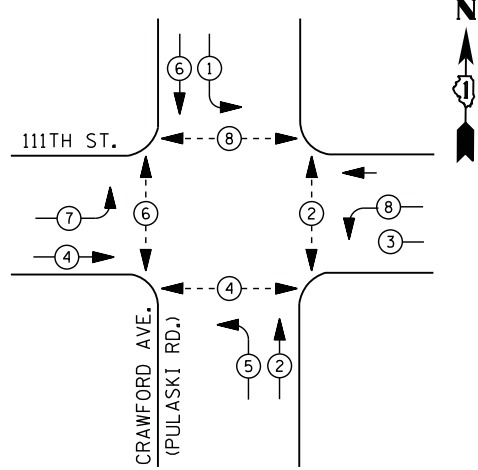


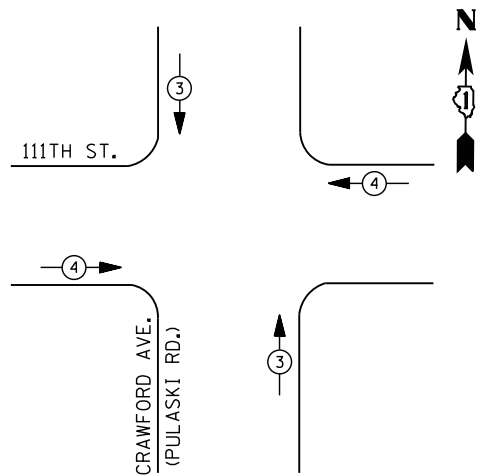


**CONTROLLER SEQUENCE**



- LEGEND**
- DUAL ENTRY PHASE
  - PEDESTRIAN PHASE
  - SINGLE ENTRY PHASE
  - OVERLAP
  - NUMBER REFERS TO ASSOCIATED PHASE

**PHASE DESIGNATION DIAGRAM**



**EMERGENCY VEHICLE PREEMPTION SEQUENCE**

EMERGENCY VEHICLE PREEMPTORS		
EMERGENCY VEHICLE PREEMPTOR	3	4
MOVEMENT		

**I. D. O. T.  
TRAFFIC SIGNAL INSTALLATION  
ELECTRICAL SERVICE REQUIREMENTS**

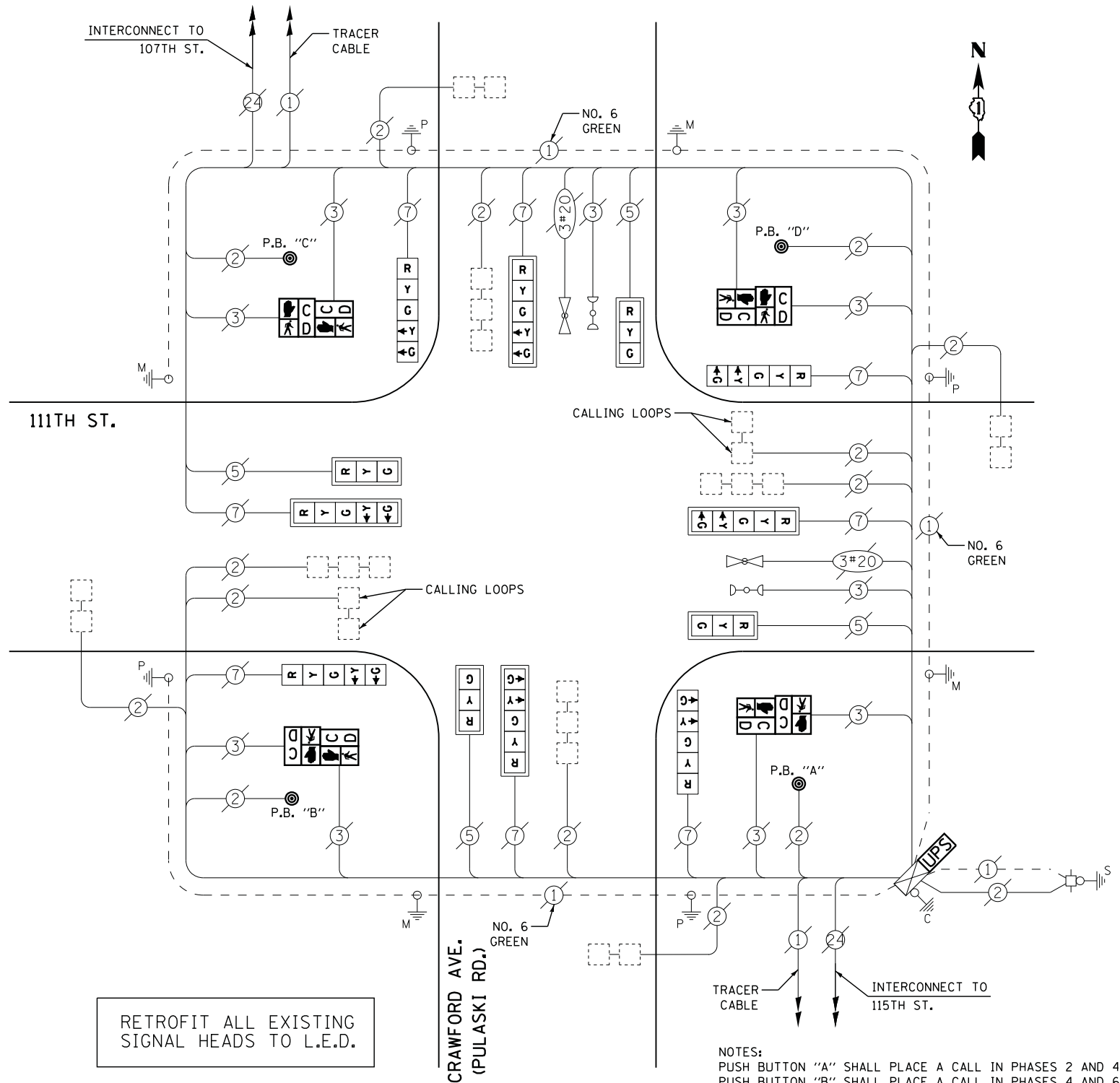
TYPE	NO. LAMPS	WATTAGE		% OPERATIONS	TOTAL WATTAGE
		INCAND.	LED		
SIGNAL (RED)	12	135	17	0.50	102
(YELLOW)	12	135	25	0.25	75
(GREEN)	12	135	15	0.25	45
ARROW	16	135	12	0.10	20
PED. SIGNAL	8	90	25	1.00	200
CONTROLLER	1	100	100	1.00	100
ILLUM. SIGN		252	25	0.05	
VIDEO SYSTEM		150	-	1.00	
TOTAL =					542

ENERGY COSTS- BILLED TO: IDOT DISTRICT 1  
201 WEST CENTER COURT  
SCHAUMBURG, IL 60196-1096

ENERGY SUPPLY - CONTACT ILYAS MOHIUDDIN  
PHONE 708-235-2692  
COMMONWEALTH EDISON

**SCHEDULE OF QUANTITIES**

QUANTITY	UNIT	ITEM
1	EACH	MAINTENANCE OF EXISTING TRAFFIC SIGNAL INSTALLATION
4	EACH	PEDESTRIAN SIGNAL HEAD, LED, 2-FACE, BRACKET MOUNTED WITH COUNTDOWN TIMER
1	EACH	MODIFY EXISTING CONTROLLER CABINET
1	EACH	REMOVE EXISTING TRAFFIC SIGNAL EQUIPMENT
1	EACH	UNINTERRUPTABLE POWER SUPPLY, SPECIAL
4	EACH	SIGNAL HEAD, LED, 1-FACE, 3-SECTION, MAST ARM MOUNTED, RETROFIT
4	EACH	SIGNAL HEAD, LED, 1-FACE, 5-SECTION, MAST ARM MOUNTED, RETROFIT
4	EACH	SIGNAL HEAD, LED, 1-FACE, 5-SECTION, BRACKET MOUNTED, RETROFIT
4	EACH	PEDESTRIAN PUSH-BUTTON, NON-LATCHING



RETROFIT ALL EXISTING SIGNAL HEADS TO L.E.D.

**CABLE PLAN**

NOTES:  
PUSH BUTTON "A" SHALL PLACE A CALL IN PHASES 2 AND 4  
PUSH BUTTON "B" SHALL PLACE A CALL IN PHASES 4 AND 6  
PUSH BUTTON "C" SHALL PLACE A CALL IN PHASES 6 AND 8  
PUSH BUTTON "D" SHALL PLACE A CALL IN PHASES 2 AND 8

**REMOVAL OF EXISTING TRAFFIC SIGNAL EQUIPMENT**

THE FOLLOWING ITEMS SHALL BE REMOVED BY THE CONTRACTOR AND SHALL BE DISPOSED OF BY THEM OUTSIDE THE RIGHT-OF-WAY AT THEIR EXPENSE. THE SALVAGE VALUE OF THE REMOVED EQUIPMENT SHALL BE REFLECTED IN THE CONTRACT BID PRICE.

8	EACH	PEDESTRIAN SIGNAL HEAD
4	EACH	PEDESTRIAN PUSH-BUTTON

STATE OF ILLINOIS  
DEPARTMENT OF TRANSPORTATION

111TH STREET AT CRAWFORD AVENUE (PULASKI ROAD)  
SCHEDULE OF QUANTITIES, CABLE PLAN, PHASE DESIGNATION DIAGRAM  
AND EMERGENCY VEHICLE PREEMPTION SEQUENCE

F.A. RTE.	SECTION	COUNTY	TOTAL SHEETS	SHEET NO.
	2014-043TS	COOK	61	26
CONTRACT NO. 60Y41				

TS #4270  
ALSIP

FILE NAME = M:\p\2014\1481\2103 PTB 168-011 SINGH IDOT VAR-VAR\14-002 South Cook Co. LED\6 Design\CAD\Sheet Files\4270 CAB\_C00K.dgn

USER NAME = .USERNAME.	DESIGNED - DW	REVISED -
	DRAWN - CC	REVISED -
PLOT SCALE = 20.000' / 1" =	CHECKED - JDH	REVISED -
PLOT DATE = 7/9/2014	DATE -	REVISED -

SCALE: N.T.S. SHEET NO. OF SHEETS STA. TO STA.

ILLINOIS