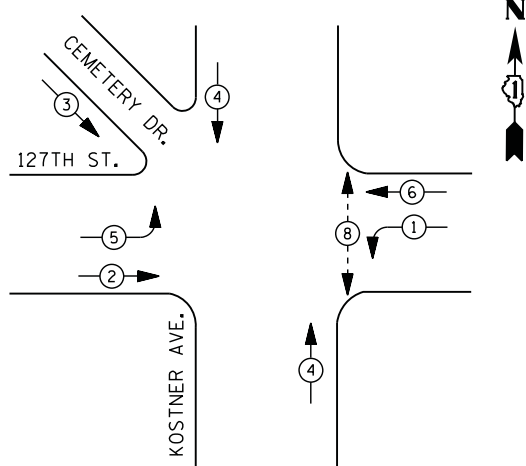


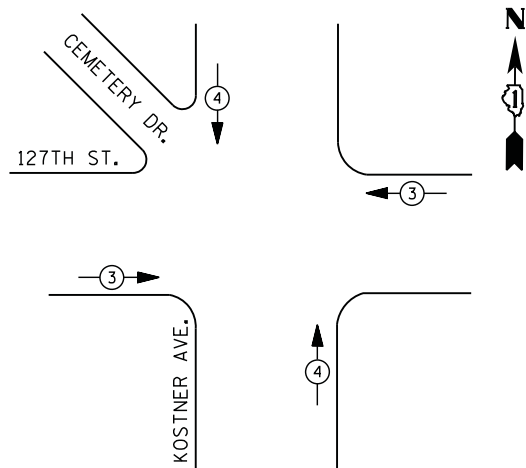


CONTROLLER SEQUENCE



- LEGEND**
- DUAL ENTRY PHASE
 - PEDESTRIAN PHASE
 - SINGLE ENTRY PHASE
 - OVERLAP
 - NUMBER REFERS TO ASSOCIATED PHASE

PHASE DESIGNATION DIAGRAM



EMERGENCY VEHICLE PREEMPTION SEQUENCE

EMERGENCY VEHICLE PREEMPTORS		
EMERGENCY VEHICLE PREEMPTOR	3	4
MOVEMENT	← →	↑ ↓

**I. D. O. T.
TRAFFIC SIGNAL INSTALLATION
ELECTRICAL SERVICE REQUIREMENTS**

TYPE	NO. LAMPS	WATTAGE		% OPERATIONS	TOTAL WATTAGE
		INCAND.	LED		
SIGNAL (RED)	13	135	17	0.50	111
(YELLOW)	13	135	25	0.25	82
(GREEN)	13	135	15	0.25	49
ARROW	8	135	12	0.10	10
PED. SIGNAL	2	90	25	1.00	50
CONTROLLER	1	100	100	1.00	100
ILLUM. SIGN		252	25	0.05	
VIDEO SYSTEM		150	-	1.00	
FLASHER LED					
TOTAL =					402

ENERGY COSTS- BILLED TO: IDOT DISTRICT 1
201 WEST CENTER COURT
SCHAUMBURG, IL 60196-1096

ENERGY SUPPLY - CONTACT ILYAS MOHIUDDIN
PHONE 708-235-2692
COMMONWEALTH EDISON

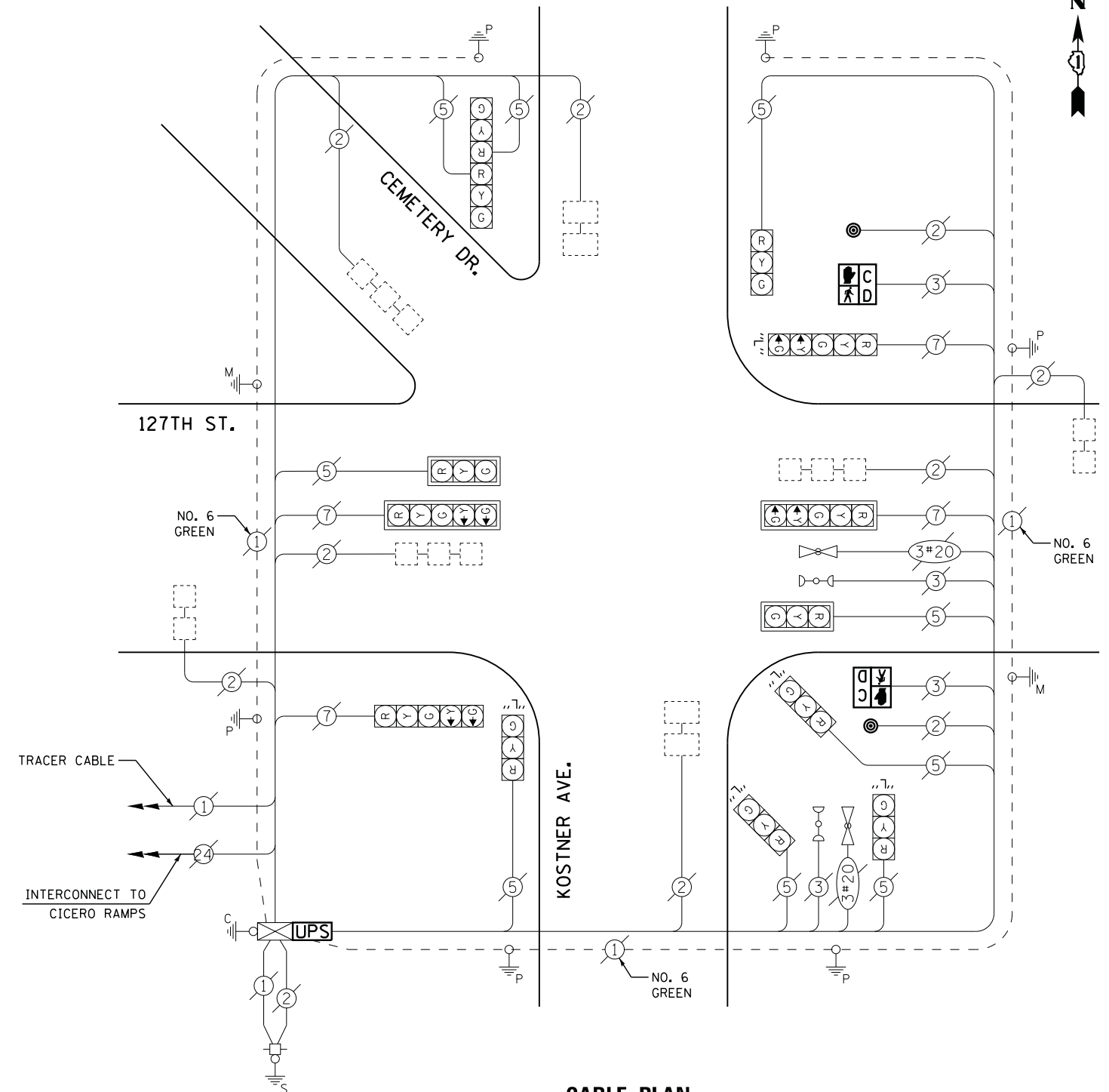
SCHEDULE OF QUANTITIES

QUANTITY	UNIT	ITEM
1	EACH	MAINTENANCE OF EXISTING TRAFFIC SIGNAL INSTALLATION
2	EACH	PEDESTRIAN SIGNAL HEAD, LED, 1-FACE, BRACKET MOUNTED WITH COUNTDOWN TIMER
2	EACH	PEDESTRIAN PUSH-BUTTON
1	EACH	MODIFY EXISTING CONTROLLER CABINET
1	EACH	REMOVE EXISTING TRAFFIC SIGNAL EQUIPMENT
1	EACH	UNINTERRUPTABLE POWER SUPPLY, SPECIAL

REMOVAL OF EXISTING TRAFFIC SIGNAL EQUIPMENT

THE FOLLOWING ITEMS SHALL BE REMOVED BY THE CONTRACTOR AND SHALL BE DISPOSED OF BY THEM OUTSIDE THE RIGHT-OF-WAY AT THEIR EXPENSE. THE SALVAGE VALUE OF THE REMOVED EQUIPMENT SHALL BE REFLECTED IN THE CONTRACT BID PRICE.

2	EACH	PEDESTRIAN SIGNAL HEAD
2	EACH	PEDESTRIAN PUSH-BUTTON



CABLE PLAN

**STATE OF ILLINOIS
DEPARTMENT OF TRANSPORTATION**

**127TH STREET AT KOSTNER AVENUE
SCHEDULE OF QUANTITIES, CABLE PLAN, PHASE DESIGNATION DIAGRAM
AND EMERGENCY VEHICLE PREEMPTION SEQUENCE**

SCALE: N.T.S. SHEET NO. OF SHEETS STA. TO STA.

F.A. RTE.	SECTION	COUNTY	TOTAL SHEETS	SHEET NO.
	2014-043TS	COOK	61	30
CONTRACT NO. 60Y41				

TS #20965
ALSIP

FILE NAME = M:\p\2014\1481\2103 PTB 168-011 SINGH IDOT VAR-VAR\VD14-002 South Cook Co. LED\6 Design\CAD\Sheet Files\20965_CAB_CDOK.dgn