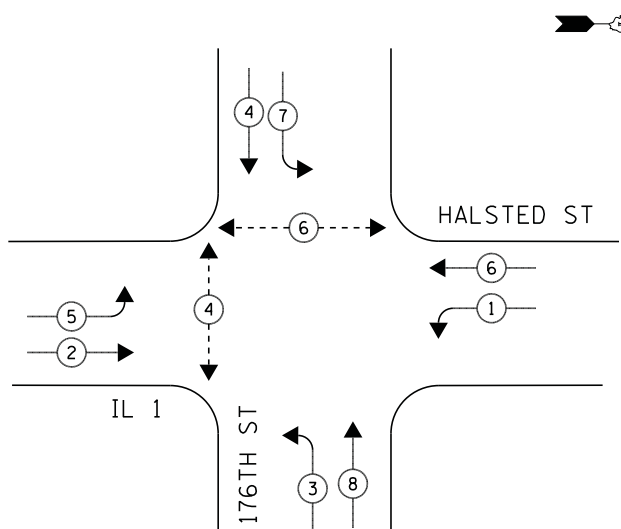
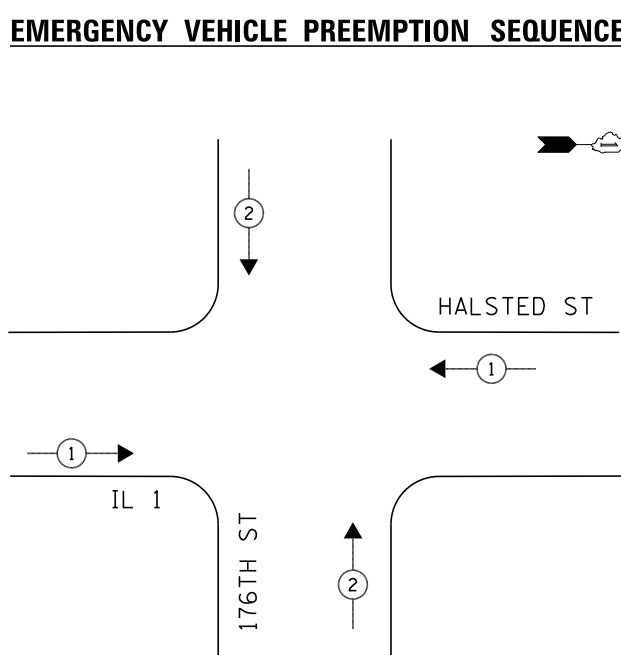


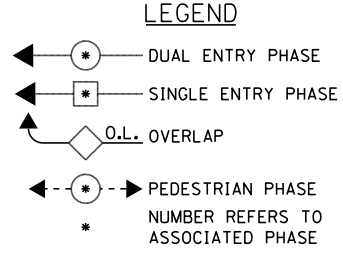
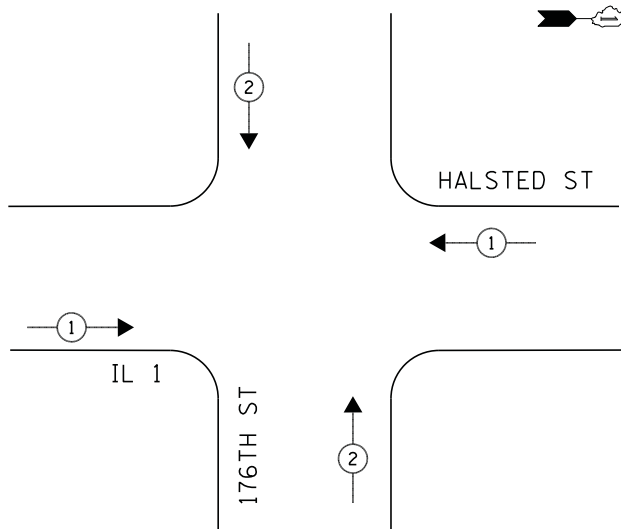
CONTROLLER SEQUENCE



PHASE DESIGNATION DIAGRAM



EMERGENCY VEHICLE PREEMPTION SEQUENCE



① REPLACE 16FT. PAINTED POST, RE-USE EXISTING FOUNDATION

EMERGENCY VEHICLE PREEMPTORS		
EMERGENCY VEHICLE PREEMPTOR	1	2
MOVEMENT	↔	↕

SCHEDULE OF QUANTITIES

QUANTITY	UNIT	ITEM
1	EACH	MAINTENANCE OF EXISTING TRAFFIC SIGNAL INSTALLATION
4	EACH	TRAFFIC SIGNAL POST, GALVANIZED STEEL 16FT.
4	EACH	SIGNAL HEAD, LED, 1-FACE, 3-SECTION, MAST-ARM MOUNTED
4	EACH	SIGNAL HEAD, LED, 1-FACE, 5-SECTION, BRACKET MOUNTED
4	EACH	SIGNAL HEAD, LED, 1-FACE, 5-SECTION, MAST-ARM MOUNTED
4	EACH	PEDESTRIAN SIGNAL HEAD, LED, 1-FACE, BRACKET MOUNTED WITH COUNTDOWN TIMER
8	EACH	TRAFFIC SIGNAL BACKPLATE, LOUVERED, ALUMINUM
4	EACH	PEDESTRIAN PUSH-BUTTON
1	EACH	MODIFY EXISTING CONTROLLER CABINET
1	EACH	REMOVE EXISTING TRAFFIC SIGNAL EQUIPMENT
1	EACH	UNINTERRUPTIBLE POWER SUPPLY, SPECIAL
2	EACH	REMOVE AND REPLACE ANCHOR BOLTS

REMOVAL OF EXISTING TRAFFIC SIGNAL EQUIPMENT

THE FOLLOWING ITEMS SHALL BE REMOVED BY THE CONTRACTOR AND SHALL BE DISPOSED OF BY THEM OUTSIDE THE RIGHT-OF-WAY AT THEIR EXPENSE. THE SALVAGE VALUE OF THE REMOVED EQUIPMENT SHALL BE REFLECTED IN THE CONTRACT BID PRICE.

4	EACH	TRAFFIC SIGNAL POST
4	EACH	SIGNAL HEAD, 3-SECTION
8	EACH	SIGNAL HEAD, 5-SECTION
4	EACH	PEDESTRIAN SIGNAL HEAD
8	EACH	TRAFFIC SIGNAL BACKPLATE
4	EACH	PEDESTRIAN PUSH-BUTTON

ECONOLITE ASC/2S-2100
LOCAL CONTROLLER

ECONOLITE ASC/2M-1000
MASTER CONTROLLER

TRAFFIC SIGNAL EQUIPMENT
SHALL BE ECONOLITE TO
MATCH THE ADJACENT
EXISTING SYSTEM

TS# 12115
HOMWOOD

STATE OF ILLINOIS
DEPARTMENT OF TRANSPORTATION

SCHEDULE OF QUANTITIES, CABLE PLAN, PHASE DESIGNATION DIAGRAM, AND
EMERGENCY VEHICLE PREEMPTION SEQUENCE
IL ROUTE 1 (HALSTED STREET) AT PARK PLACE PLAZA /176TH STREET

F.A.P. RTE.	SECTION	COUNTY	TOTAL SHEETS	SHEET NO.
	2014-044TS	COOK	65	19
CONTRACT NO. 60Y42				
ILLINOIS FED. AID PROJECT				

I.D.O.T. TRAFFIC SIGNAL INSTALLATION ELECTRICAL SERVICE REQUIREMENTS					TOTAL WATTAGE
TYPE	NO LAMPS	WATTAGE		%OPERATION	
		INCAND.	LED		
SIGNAL (RED)	12		17	0.5	102
(YELLOW)	12		25	0.25	75
(GREEN)	12		15	0.25	45
ARROW	16		12	0.10	19.2
PED. SIGNAL	4		25	1.00	100
CONTROLLER	1		100	1.00	100
ILLUM. SIGN			25	0.05	-
VIDEO SYSTEM			-	1.00	-
FLASHER			-	-	-
ENERGY COSTS TO:					TOTAL = 441.2
ILLINOIS DEPARTMENT OF TRANSPORTATION 201 WEST CENTER COURT SCHAUMBURG, ILLINOIS 60196-1096					
ENERGY SUPPLY CONTACT: ILYAS MOHIUDDIN					
PHONE: (708) 235-2692					
COMPANY: COMMONWEALTH EDISON					

FILE NAME =	USER NAME = _USER_	DESIGNED -	V.O.	REVISED -	
J:\13155\60Y42\DCN\CADD Sheets\0160Y42	ht-ts-04.12115.dgn	DRAWN -	E.C.	REVISED -	
	PLOT SCALE = 20.0000' / in.	CHECKED -	I.Y.	REVISED -	
	PLOT DATE = 7/9/2014	DATE -	7/11/2014	REVISED -	

SCALE: NTS SHEET NO. 1 OF 1 SHEETS STA. N/A TO STA. N/A