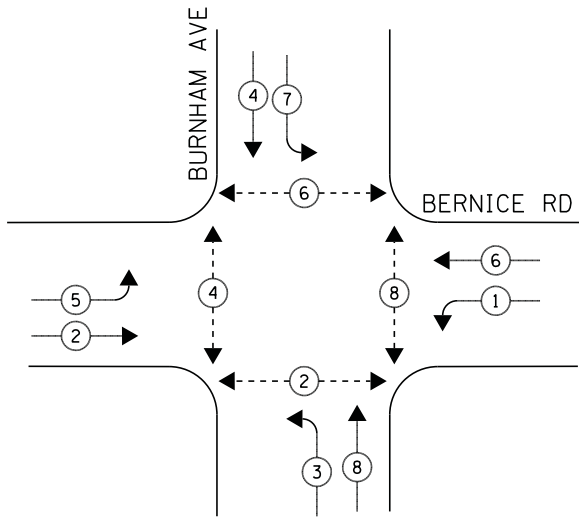
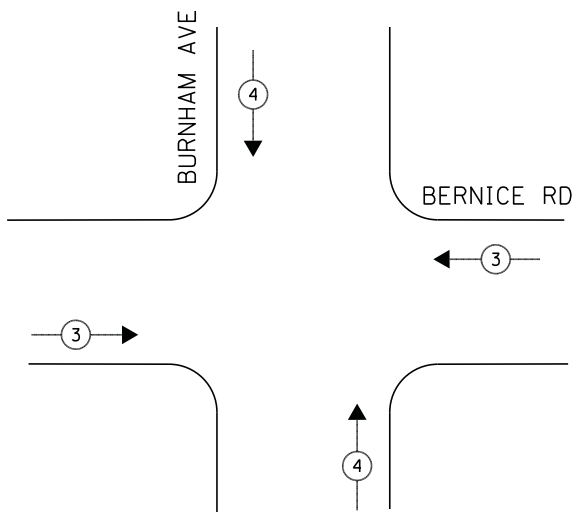


**CONTROLLER SEQUENCE**



**PHASE DESIGNATION DIAGRAM**

**EMERGENCY VEHICLE PREEMPTION SEQUENCE**



**LEGEND**

- ◀ \* → DUAL ENTRY PHASE
- ◀ \* → SINGLE ENTRY PHASE
- ◊ O.L. OVERLAP
- ◀ \* → PEDESTRIAN PHASE  
NUMBER REFERS TO ASSOCIATED PHASE

EMERGENCY VEHICLE PREEMPTORS		
EMERGENCY VEHICLE PREEMPTOR	3	4
MOVEMENT	→	↑

**SCHEDULE OF QUANTITIES**

QUANTITY	UNIT	ITEM
1	EACH	MAINTENANCE OF EXISTING TRAFFIC SIGNAL INSTALLATION
8	EACH	PEDESTRIAN SIGNAL HEAD, LED, 1-FACE, BRACKET MOUNTED WITH COUNTDOWN TIMER
8	EACH	PEDESTRIAN PUSH-BUTTON
1	EACH	REMOVE EXISTING TRAFFIC SIGNAL EQUIPMENT

**REMOVAL OF EXISTING TRAFFIC SIGNAL EQUIPMENT**

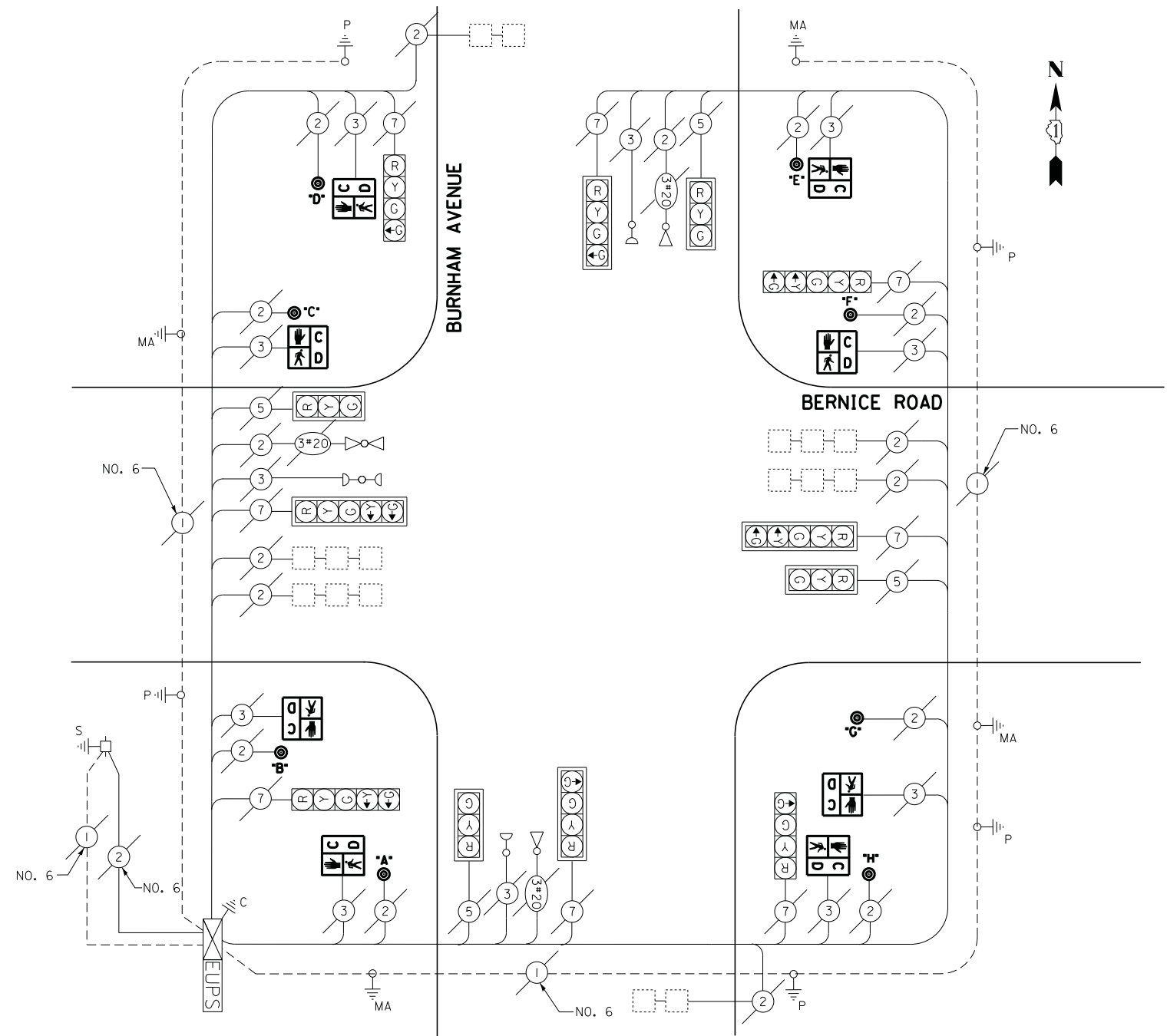
THE FOLLOWING ITEMS SHALL BE REMOVED BY THE CONTRACTOR AND SHALL BE DISPOSED OF BY THEM OUTSIDE THE RIGHT-OF-WAY AT THEIR EXPENSE. THE SALVAGE VALUE OF THE REMOVED EQUIPMENT SHALL BE REFLECTED IN THE CONTRACT BID PRICE.

- 8 EACH PEDESTRIAN SIGNAL HEAD
- 8 EACH PEDESTRIAN PUSH-BUTTON

EAGLE EPAC 300  
CONTROLLER ON-SITE

TRAFFIC SIGNAL EQUIPMENT  
SHALL BE EAGLE TO  
MATCH THE ADJACENT  
EXISTING SYSTEM

TS# 13955  
LANSING



**CABLE PLAN**

I.D.O.T. TRAFFIC SIGNAL INSTALLATION ELECTRICAL SERVICE REQUIREMENTS					TOTAL WATTAGE
TYPE	NO LAMPS	WATTAGE		%OPERATION	
		INCAND.	LED		
SIGNAL (RED)	12		17	0.5	102
(YELLOW)	12		25	0.25	75
(GREEN)	14		15	0.25	52.5
ARROW	8		12	0.10	9.6
PED. SIGNAL	8		25	1.00	200
CONTROLLER	1		100	1.00	100
ILLUM. SIGN			25	0.05	-
VIDEO SYSTEM			-	1.00	-
FLASHER			-	-	-
ENERGY COSTS TO:					TOTAL = 539.1
ILLINOIS DEPARTMENT OF TRANSPORTATION 201 WEST CENTER COURT SCHAUMBURG, ILLINOIS 60196-1096 ENERGY SUPPLY CONTACT: ILYAS MOHIUDDIN PHONE: (708) 235-2692 COMPANY: COMMONWEALTH EDISON					
FILE NAME =	USER NAME = .USER_	DESIGNED - V.O.	REVISED -		
J:\13155\60Y42\DCN\CADD Sheets\0160Y42-	ht-ts-36.13955.dgn	DRAWN - E.C.	REVISED -		
	PLOT SCALE = 20.0000' / in.	CHECKED - I.Y.	REVISED -		
	PLOT DATE = 7/9/2014	DATE - 7/11/2014	REVISED -		

STATE OF ILLINOIS  
DEPARTMENT OF TRANSPORTATION

SCHEDULE OF QUANTITIES, CABLE PLAN, PHASE DESIGNATION DIAGRAM, AND  
EMERGENCY VEHICLE PREEMPTION SEQUENCE  
BURNHAM AVENUE AT BERNICE ROAD

SCALE: NTS SHEET NO. 1 OF 1 SHEETS STA. N/A TO STA. N/A

F.A.P. RTE.	SECTION	COUNTY	TOTAL SHEETS	SHEET NO.
	2014-044TS	COOK	65	51
CONTRACT NO. 60Y42				
ILLINOIS FED. AID PROJECT				