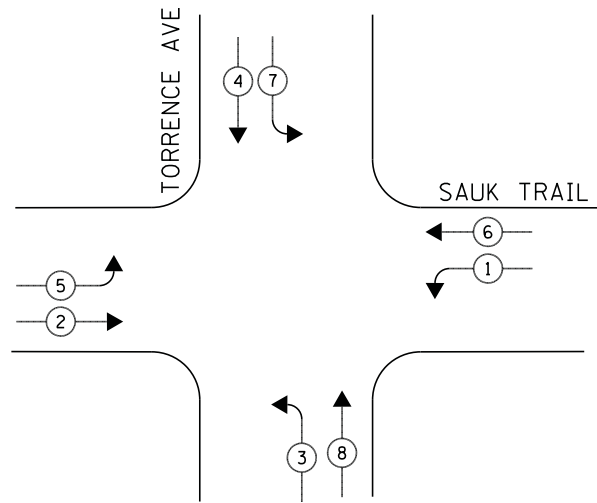
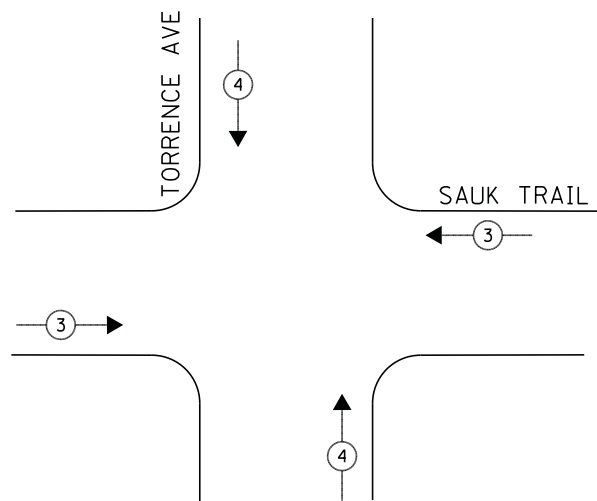


**CONTROLLER SEQUENCE**



**PHASE DESIGNATION DIAGRAM**

**EMERGENCY VEHICLE PREEMPTION SEQUENCE**



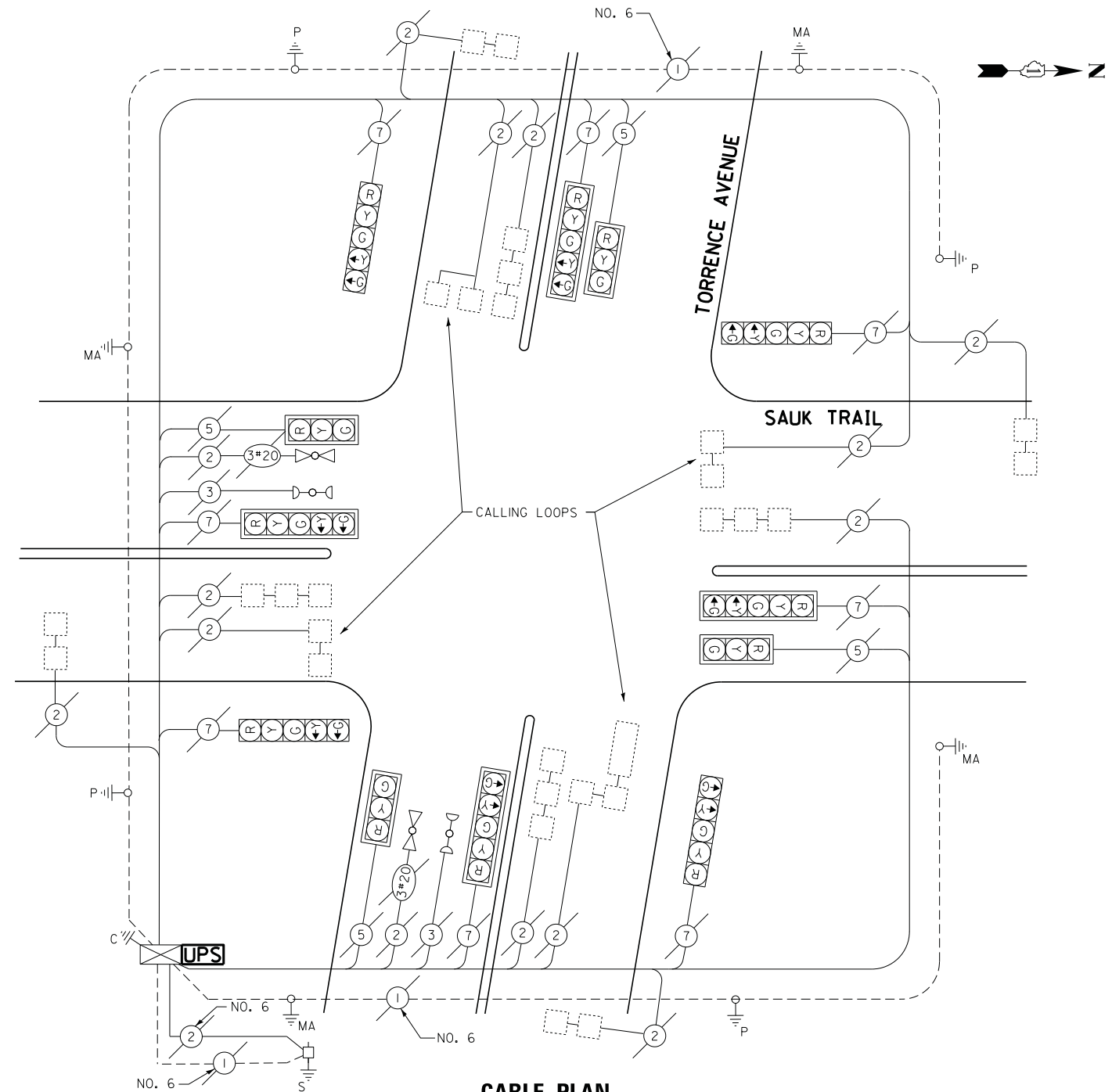
**LEGEND**

- ◀ \* → DUAL ENTRY PHASE
- ◀ \* → SINGLE ENTRY PHASE
- ◊ O.L. OVERLAP
- ◀ \* → PEDESTRIAN PHASE  
NUMBER REFERS TO ASSOCIATED PHASE

EMERGENCY VEHICLE PREEMPTORS		
EMERGENCY VEHICLE PREEMPTOR	3	4
MOVEMENT	↔	↕

**SCHEDULE OF QUANTITIES**

QUANTITY	UNIT	ITEM
1	EACH	MAINTENANCE OF EXISTING TRAFFIC SIGNAL INSTALLATION
1	EACH	MODIFY EXISTING CONTROLLER CABINET
1	EACH	UNINTERRUPTIBLE POWER SUPPLY, SPECIAL



**CABLE PLAN**

I.D.O.T. TRAFFIC SIGNAL INSTALLATION ELECTRICAL SERVICE REQUIREMENTS					TOTAL WATTAGE
TYPE	NO LAMPS	WATTAGE		%OPERATION	
		INCAND.	LED		
SIGNAL (RED)	12		17	0.5	102
(YELLOW)	12		25	0.25	75
(GREEN)	12		15	0.25	45
ARROW	16		12	0.10	19.2
PED. SIGNAL	-		25	1.00	-
CONTROLLER	1		100	1.00	100
ILLUM. SIGN	-		25	0.05	-
VIDEO SYSTEM	-		-	1.00	-
FLASHER	-		-	-	-
ENERGY COSTS TO:					TOTAL = 341.2
ILLINOIS DEPARTMENT OF TRANSPORTATION 201 WEST CENTER COURT SCHAUMBURG, ILLINOIS 60196-1096 ENERGY SUPPLY CONTACT: ILYAS MOHIUDDIN PHONE: (708) 235-2692 COMPANY: COMMONWEALTH EDISON					

ECONOLITE ASC/2S-1000  
CONTROLLER ON-SITE

TRAFFIC SIGNAL EQUIPMENT  
SHALL BE ECONOLITE TO  
MATCH THE ADJACENT  
EXISTING SYSTEM

TS# 5760  
SAUK VILLAGE