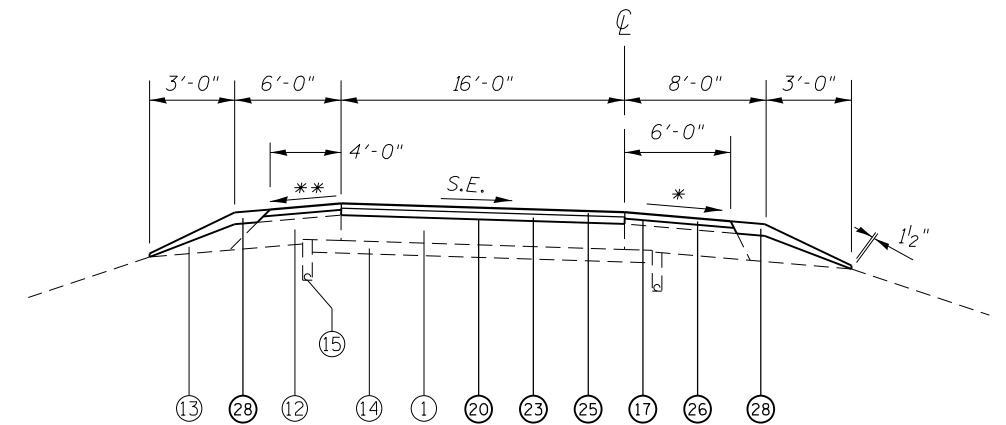


SEE DETAIL A
FOR AGG. SHLDR

TYPICAL #19

RAMP (TANGENT)
ATLANTA INTERCHANGE



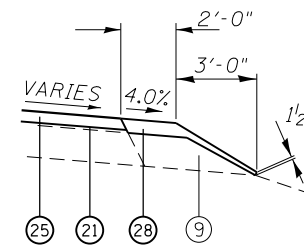
SEE DETAIL A
FOR AGG. SHLDR

TYPICAL #20

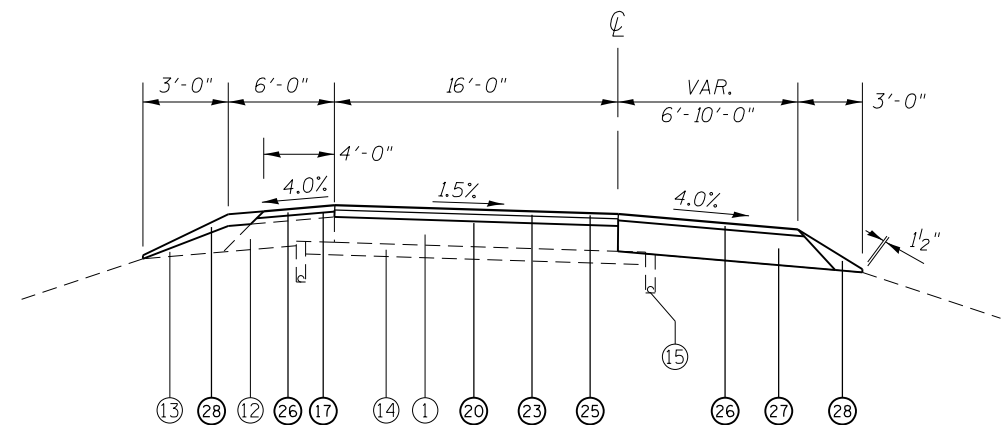
RAMP (SUPERELEVATED)
ATLANTA INTERCHANGE

NOTES:

1. MATCH EXISTING SUPERELEVATION SLOPES ON RAMPS.
2. LOW SIDE SHOULD BE 4.0% WHEN SE OF PAVEMENT IS BETWEEN 0.0% AND 4.0%. WHEN PAVEMENT IS GREATER THAN 4.0%, SHOULDER SLOPE SHALL MATCH SE. HIGH SIDE SHOULDER SHALL BE SLOPED AT 4.0% WHEN PAVEMENT IS BETWEEN 0.0% AND 4.0%. WHEN PAVEMENT IS GREATER THAN 4.0%, SHOULDER SHALL BE SLOPED SO THE ALGEBRAIC DIFFERENCE DOES NOT EXCEED 8.0%.
3. CONTINUOUS RUMBLE STRIPS, AS DETAILED ON STANDARD 642001, SHALL BE CONSTRUCTED ON ALL MAINLINE SHOULDERS EXCEPT WHERE NOTED ON STANDARD AND MEDIAN CROSS OVER DETAIL.



DETAIL A
TYP. INSIDE AGG. SHLDR



SEE DETAIL A
FOR AGG. SHLDR

TYPICAL #21

RAMP A STA 11+54 TO STA 18+37
RAMP C STA 11+68 TO STA 18+37
ATLANTA INTERCHANGE

LEGEND

- | | | |
|---|---|---|
| ① EX PCC CONC PAVEMENT - 8" | ⑩ EX HOT MIX ASPHALT SHOULDER - 8" | ⑮ PR HOT MIX ASPHALT SURFACE REMOVAL, 3/4" |
| ② EX CRC PAVEMENT - 8" | ⑪ EX HOT MIX ASPHALT SHOULDER - 9" | ⑯ PR HOT MIX ASPHALT SURFACE REMOVAL, 1 1/2" |
| ③ EX CRC PAVEMENT - 9" | ⑫ EX HOT MIX ASPHALT SHOULDER - 12 1/4" | ⑰ PR HOT MIX ASPHALT SURFACE REMOVAL, 2" |
| ④ EX CRC PAVEMENT - 11" | ⑬ EX AGGREGATE SHOULDER | ⑱ PR HOT MIX ASPHALT SURFACE REMOVAL, 2 1/2" |
| ⑤ EX HOT MIX ASPHALT | ⑭ EX STABILIZED SUBBASSE - 4" | ⑲ PR HOT MIX ASPHALT SURFACE REMOVAL, 3 1/4" |
| ⑥ EX SUBBASE GRANULAR MATERIAL, TY B - 12" | ⑮ EX PIPE UNDERDRAINS | ⑳ PR HOT MIX ASPHALT SURFACE REMOVAL, 4 3/4" |
| ⑦ EX HOT MIX ASPHALT PAVEMENT - 3 1/4" | ⑯ EX PAVEMENT (BURIED) | ㉑ PR POLY HOT MIX ASPHALT BINDER COURSE, IL-19.0, FG, N90, (2 1/4") |
| ⑧ EX HOT MIX ASPHALT PAVEMENT - 2 1/2" | | ㉒ PR POLY HOT MIX ASPHALT BINDER COURSE, IL-19.0, FG, N90, (3 1/4") |
| ⑨ EX HOT MIX ASPHALT SHOULDER, VARIABLE DEPTH | | ㉓ PR POLY HOT MIX ASPHALT SURFACE COURSE, MIX "E", N90, (1 1/2") |
| | | ㉔ PR HOT MIX ASPHALT SHOULDERS (MIX "C", N50), (2") |
| | | ㉕ PR HOT MIX ASPHALT SHOULDERS, 8" |
| | | ㉖ PR AGGREGATE WEDGE SHOULDER, TYPE B |
| | | ㉗ PR PIPE UNDERDRAINS, 4" |
| | | ㉘ PR PIPE UNDERDRAINS, 4" (MODIFIED) |

FILE NAME =	USER NAME = sparksgw	DESIGNED -	REVISED -	STATE OF ILLINOIS DEPARTMENT OF TRANSPORTATION	F.A.I. ROUTE 55 TYPICAL SECTIONS	F.A.I. RTE.	SECTION	COUNTY	TOTAL SHEETS	SHEET NO.
Default	Plot Date = Jul-14-2014 03:37:04PM	DRAWN -	REVISED -					LOGAN	108	34
		CHECKED -	REVISED -			SCALE:	SHEET 10 OF SHEETS	CONTRACT NO. 72D41		
		DATE -	REVISED -			STA. TO STA.		ILLINOIS FED. AID PROJECT		