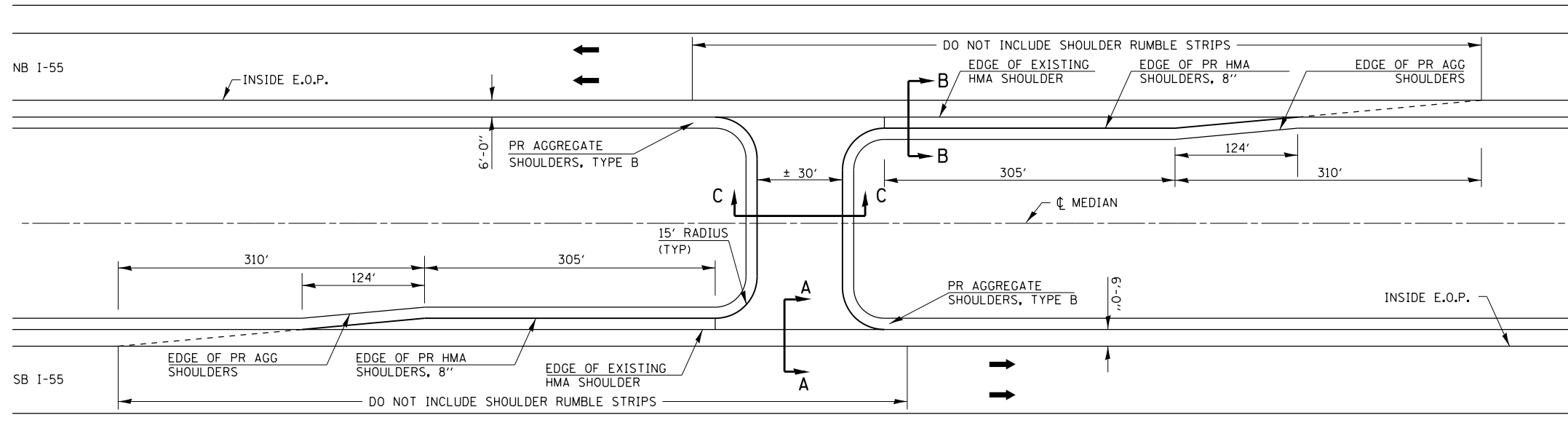
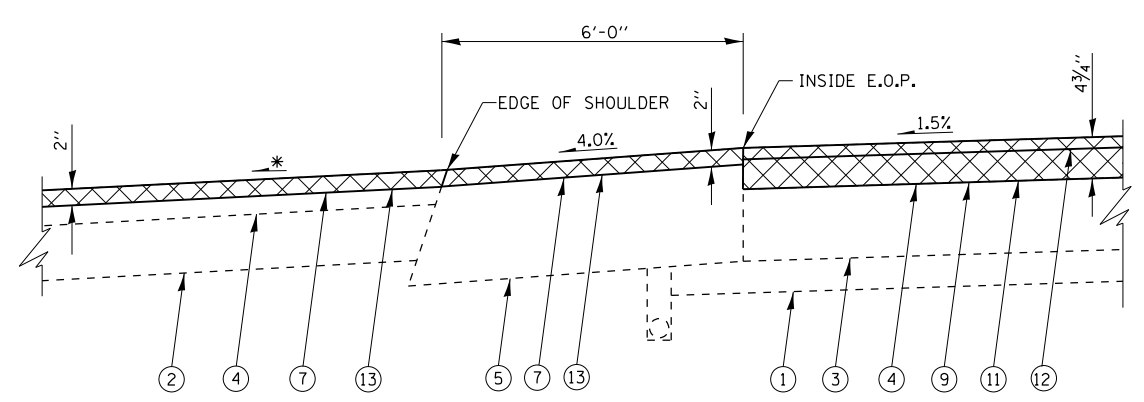


EMERGENCY MEDIAN CROSSOVERS



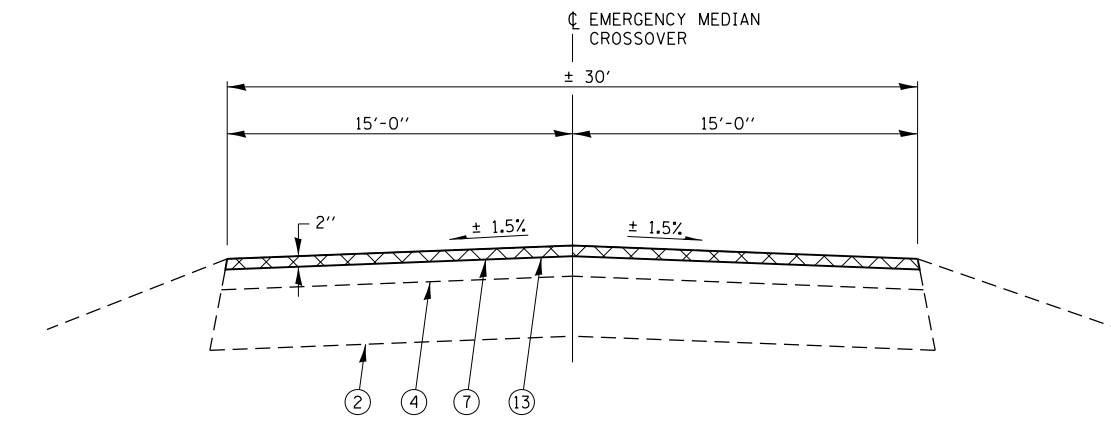
NOTE:
TWO DELINEATORS SHALL BE PLACED IN ADVANCE OF THE MEDIAN CROSSOVERS. ONE SHALL BE AT THE CROSSOVER, THE OTHER 800 FT IN ADVANCE OF THE FIRST. THE DELINEATOR AT THE CROSSOVER SHALL HAVE TWO REFLECTORS, AND THE DELINEATOR 800 FT IN ADVANCE SHALL HAVE THREE REFLECTORS

PLAN VIEW



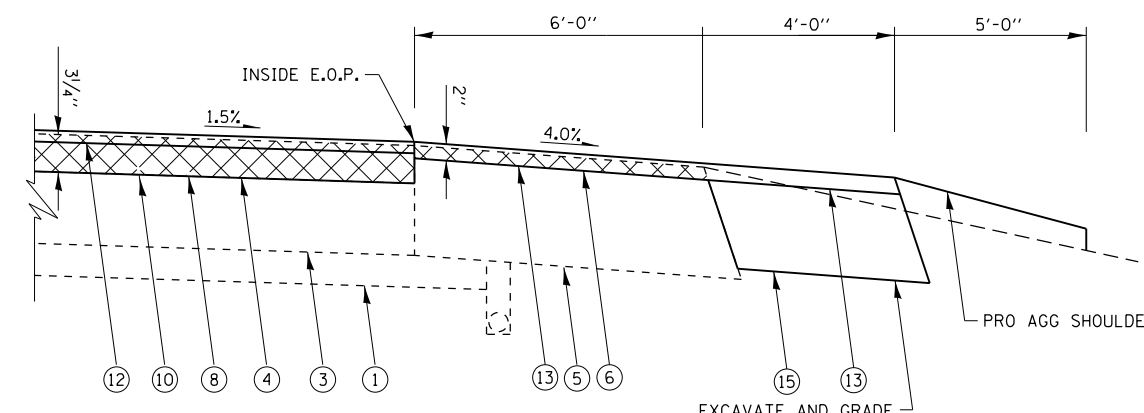
* - MAINTAIN SLOPES AWAY FROM MAINLINE PAVEMENT TO ENSURE PROPER DRAINAGE INTO MEDIAN DITCHES.

SECTION A - A



SECTION C - C

LEGEND	
①	EX AGGREGATE SUB-BASE, 4"
②	EX AGGREGATE BASE COURSE
③	EX P.C.C. PAVEMENT
④	EX HOT-MIX ASPHALT OVERLAY
⑤	EX HOT-MIX ASPHALT SHOULDER
⑥	PR HOT-MIX ASPHALT SURFACE REMOVAL 1 1/2"
⑦	PR HOT-MIX ASPHALT SURFACE REMOVAL 2"
⑧	PR HOT-MIX ASPHALT SURFACE REMOVAL 3 1/4"
⑨	PR HOT-MIX ASPHALT SURFACE REMOVAL 4 3/4"
⑩	PR POLYMERIZED HOT-MIX ASPHALT BINDER COURSE, 2 1/4"
⑪	PR POLYMERIZED HOT-MIX ASPHALT BINDER COURSE 3 1/4"
⑫	PR POLYMERIZED HOT-MIX ASPHALT SURFACE COURSE, 1 1/2"
⑬	PR HOT-MIX ASPHALT SURFACE COURSE, MIX "C", N50 2"
⑭	PR AGGREGATE SHOULDERS, TYPE B
⑮	PR HOT-MIX ASPHALT SHOULDERS, 8"



SECTION B - B

* - MAINTAIN SLOPES AWAY FROM MAINLINE PAVEMENT TO ENSURE PROPER DRAINAGE INTO MEDIAN DITCHES.

EMERGENCY CROSSOVER IMPROVEMENT

LOCATION

I-55	STA 486+91
I-55	STA 619+84
I-55	STA 671+25
I-55	STA 762+73

NOTE:
SEE SHOULDER IMPROVEMENTS TABLE IN SUMMARY OF SCHEDULES