

TRAFFIC SIGNAL GENERAL NOTES

THE TRAFFIC SIGNAL PORTION OF THIS PROJECT CONSISTS OF MODIFICATION OF TRAFFIC SIGNALS AT THE INTERSECTION OF US 45 & RICKELMAN AVENUE, EFFINGHAM COUNTY.

THE EXISTING UTILITY LINES ARE SHOWN ON THE PLANS TO INDICATE THEIR PRESENCE AND APPROXIMATE LOCATION. THE CONTRACTOR SHALL VERIFY THE EXACT LOCATION OF ALL UNDERGROUND UTILITIES PRIOR TO BEGINNING CONSTRUCTION. CALL J.U.L.I.E. AT 1-800-892-0123. THE TRAFFIC SIGNAL UTILITY LINES WILL BE LOCATED BY IDOT, CALL 217-342-3951.

THE TRAFFIC SIGNAL ENGINEER AT THE ILLINOIS DEPARTMENT OF TRANSPORTATION SHALL BE NOTIFIED AT 217-342-8291 AT LEAST 72 HOURS PRIOR TO TURNING ON ANY FLASHER OR CONTROLLER UNIT.

THE CONTRACTOR SHALL ARRANGE FOR A FACTORY OR SUPPLIER REPRESENTATIVE TO BE PRESENT AT THE INTERSECTION WHEN THE SIGNALS ARE TURNED ON. THE REPRESENTATIVE SHALL MAKE CERTAIN THAT ALL EQUIPMENT OPERATES TO THE SATISFACTION OF THE ENGINEER.

A 2 FOOT MINIMUM, 6 FOOT DESIRABLE, HORIZONTAL CLEARANCE SHALL BE MAINTAINED FROM THE BACK OF CURB TO THE EDGE OF HANDHOLES, JUNCTION BOXES AND SIGNAL POST FOUNDATIONS.

ALL HARDWARE SHALL BE TIGHTENED AND WELL SECURED. CABLES SHALL BE NEATLY WOUND IN HANDHOLES. CABLES SHALL BE NEATLY TRAINED IN THE CONTROLLER CABINET.

ALL THREADS OF BOLTS USED IN ASSEMBLY OF TRAFFIC SIGNAL COMPONENTS SHALL BE COATED WITH A NON-LEAD BASED ANTI-SEIZE COMPOUND, SIMILAR TO LEAD PLATE, PRIOR TO ASSEMBLY.

NO ADDITIONAL COMPENSATION WILL BE ALLOWED FOR PLACING CONDUIT AT GREATER THAN 2 FOOT MINIMUM DEPTH TO AVOID OBSTACLES SUCH AS UNDERGROUND UTILITIES.

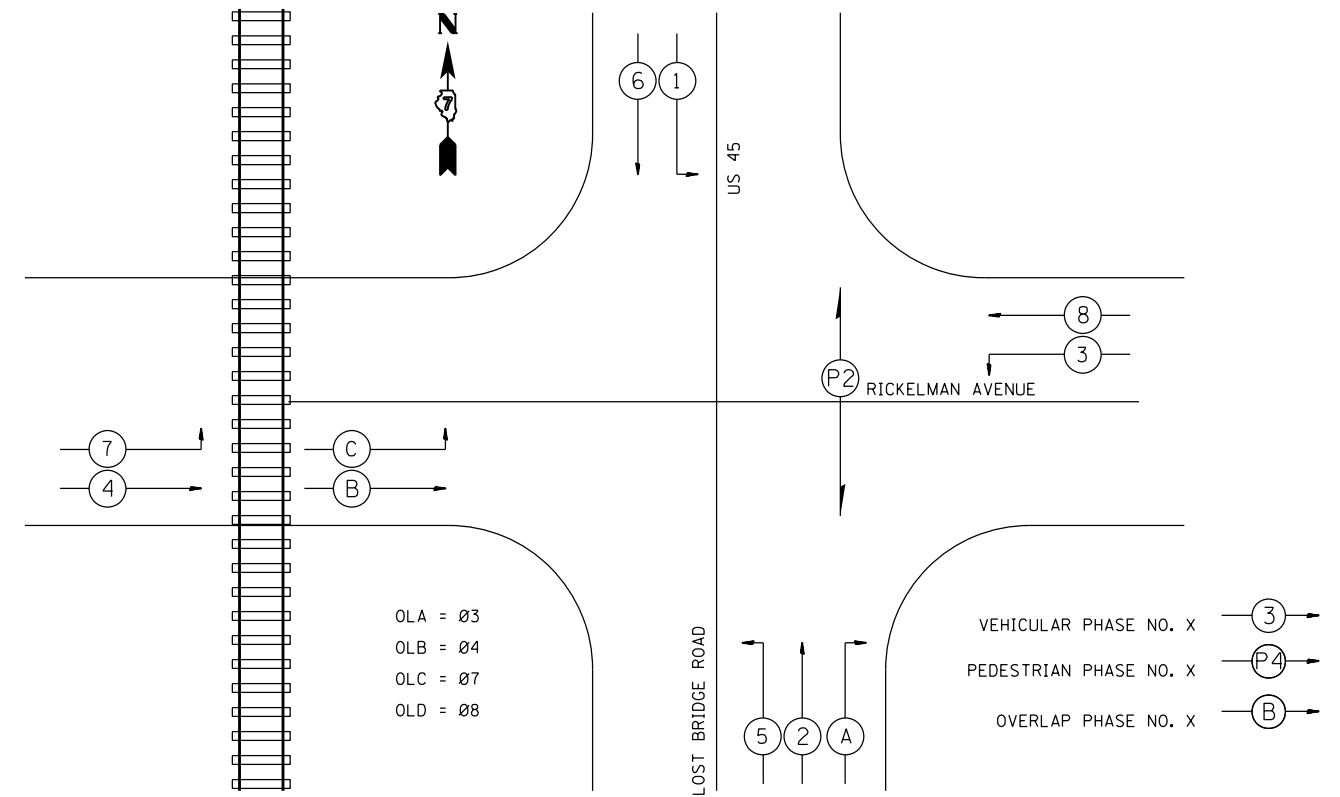
THE CONTRACTOR IS RESPONSIBLE FOR UNCOVERING OR HAND DIGGING AROUND UTILITIES AS NECESSARY. THE COST OF THIS WORK SHALL BE INCLUDED WITH THE UNDERGROUND CONDUIT PAY ITEM.

THE NUMBER OF CONDUCTORS FOR ELECTRIC CABLES AS SHOWN ON THE PLANS SHALL BE THE MINIMUM NUMBER OF CONDUCTORS FURNISHED FOR EACH LOCATION. THE CONTRACTOR MAY SUBSTITUTE AN ELECTRIC CABLE WITH MORE CONDUCTORS THAN SPECIFIED BUT NO ADDITIONAL COMPENSATION WILL BE MADE FOR THE EXTRA CONDUCTORS.

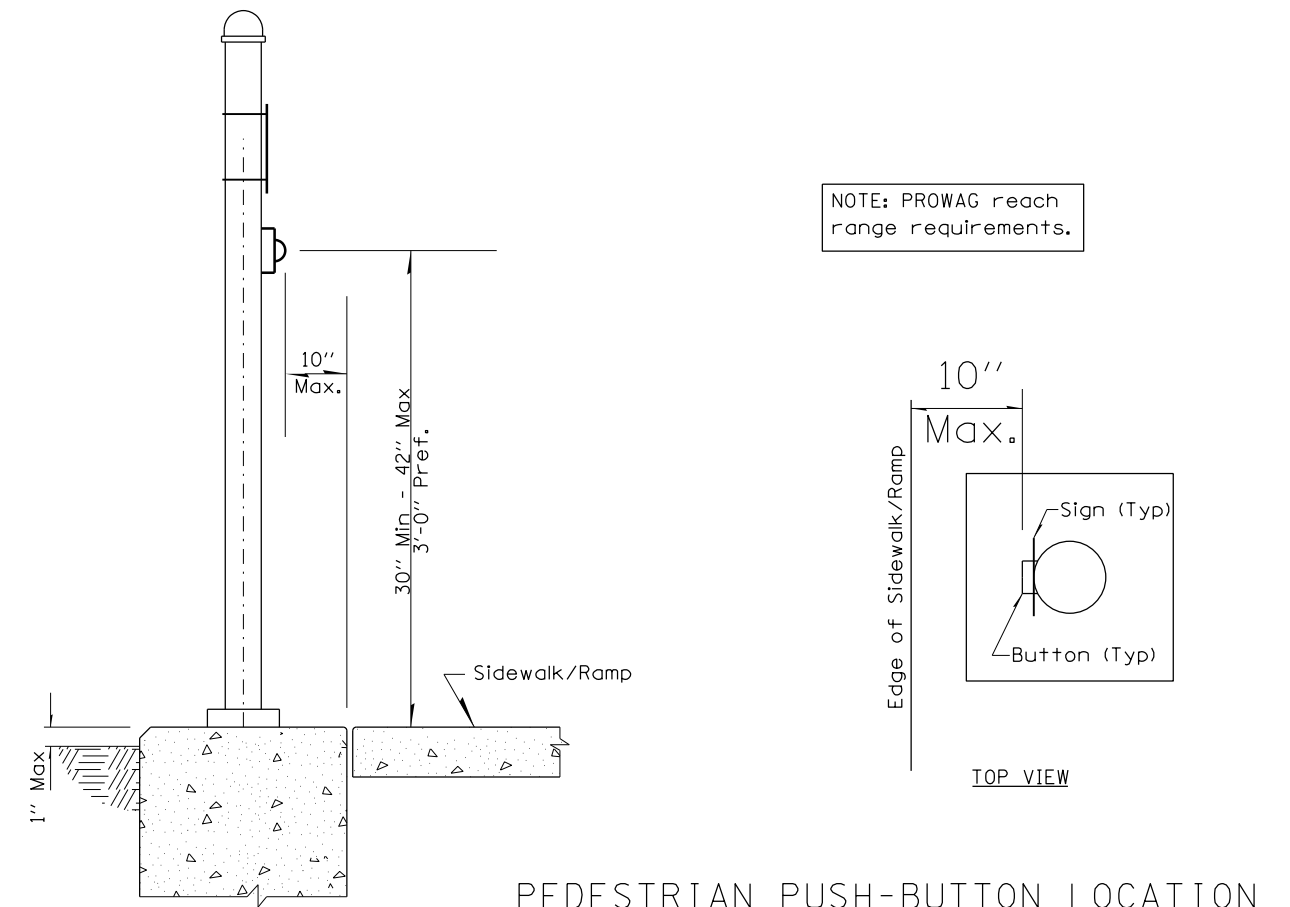
ALL NEW TRAFFIC SIGNAL WIRING SHALL EXTEND FROM CONTROLLER TO SIGNAL. SPLICES IN HANDHOLES WILL NOT BE ALLOWED.

ALL MAST ARM MOUNTED SIGNAL HEADS ON AN INDIVIDUAL MAST ARM SHALL BE MOUNTED SO THAT THE RED INDICATIONS ARE LEVEL WITH EACH OTHER.

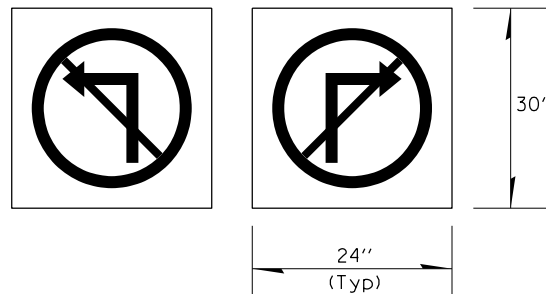
ALL MAST ARM MOUNTED SIGNAL HEADS SHALL BE MOUNTED AS TO ALIGN WITH THE CENTER OF THE LANE.



PHASE DESIGNATION DIAGRAM



NOTE: PROWAG reach range requirements.



NOTE:  
A Total of Two (2) "No Right Turn" symbol signs (both bracket mounted) and Two (2) "No Left Turn" symbol signs (one bracket mounted and one mast arm mounted shall be furnished and installed.

ILLUMINATED SIGN, LED

LED BLANK OUT, RAILROAD PRE-EMPTIVE ACTIVATION

FILE NAME =	USER NAME = steffenmk	DESIGNED -	REVISED -
ei:\pw\work\p\idot\steffenmk\d0157803\074282-sh-t-TS.dgn		DRAWN -	REVISED -
Default	PLOT SCALE = 40.0000' / in.	CHECKED -	REVISED -
	PLOT DATE = 5/8/2014	DATE -	REVISED -

**STATE OF ILLINOIS  
DEPARTMENT OF TRANSPORTATION**

**TRAFFIC SIGNALS  
GENERAL NOTES & DETAILS**

SCALE: SHEET 1 OF 5 SHEETS STA. TO STA.

F.A.U. RTE.	SECTION	COUNTY	TOTAL SHEETS	SHEET NO.
8379	12RIN	Effingham	36	20
CONTRACT NO. 74282			ILLINOIS FED. AID PROJECT	