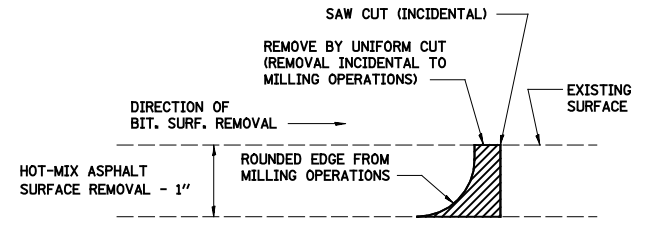
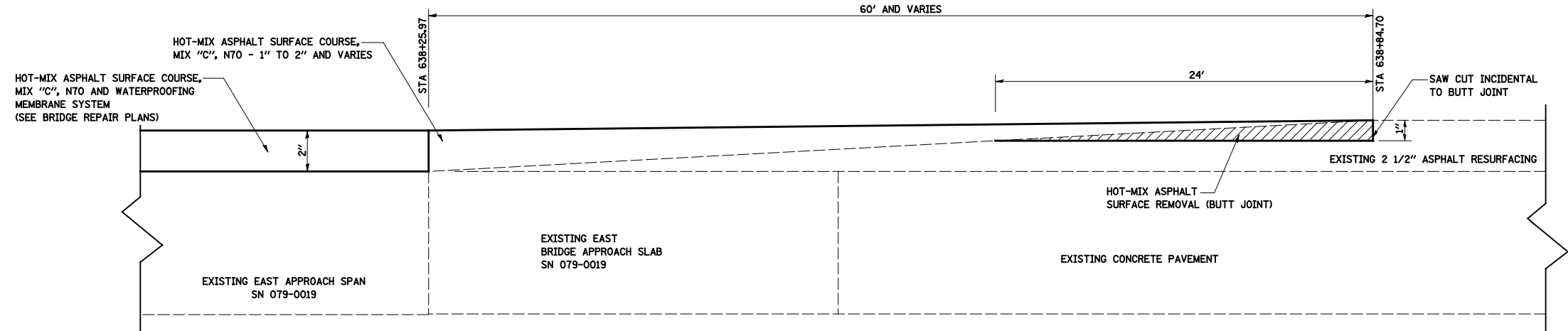


DETAIL OF BUTT JOINT
NOT TO SCALE

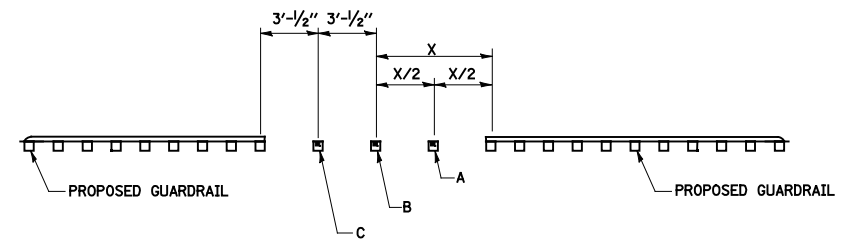


NOTE: WHEN MILLING OPERATIONS PRODUCE A ROUNDED EDGE, THEN A SAW CUT SHALL BE USED TO MANUFACTURE A PERPENDICULAR EDGE AS SHOWN IN THE DETAIL. THE ENGINEER SHALL BE THE SOLE JUDGE CONCERNING THE USE OF THIS DETAIL.

BITUMINOUS DETAIL AT BUTT JOINTS
NOT TO SCALE

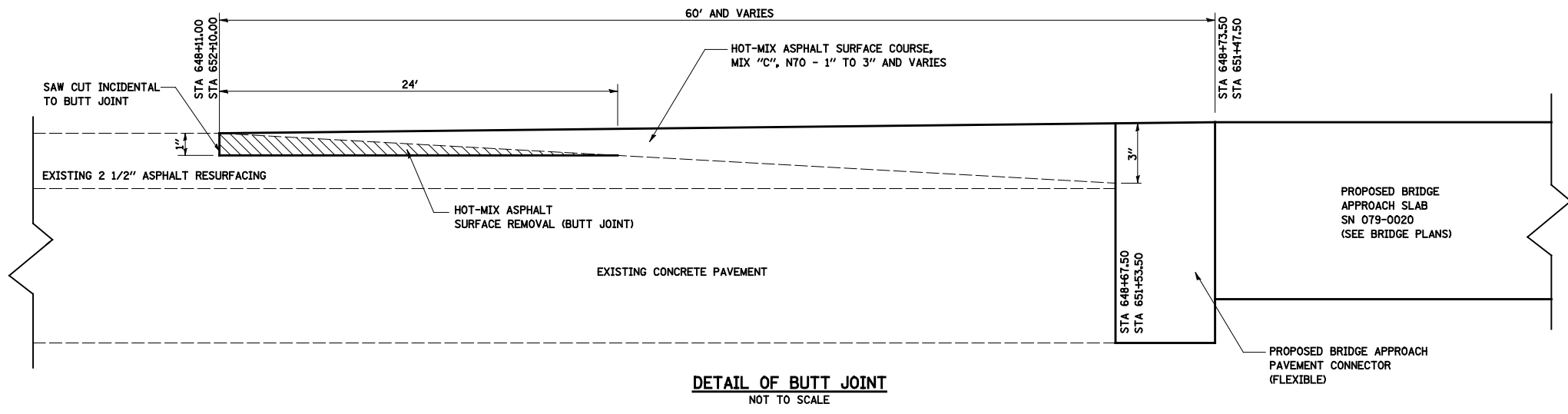


DETAIL OF BUTT JOINT
NOT TO SCALE



GUARDRAIL SPLICE DETAIL

1. INSTALL POST B HALF WAY BETWEEN POST A AND C.
2. FIELD DRILL RAIL ELEMENT AT B AND A AND ATTACH USING NEW BOLTS, NUTS AND WASHERS. PAINT DRILLED HOLES WITH ZINC-RICH PAINT.
3. INSTALL VARIABLE LENGTH RAIL TO SPAN GAP BETWEEN POST A AND C, USING NEW SPLICE PLATES, BOLTS AND NUTS. ADJUST POST SPACING SO THAT X/2 IS BETWEEN 3'- 1/2" TO 6'- 3"
4. THE COST OF CONNECTING THE PROPOSED GUARDRAIL SHALL BE INCLUDED IN THE COST OF THE ASSOCIATED GUARDRAIL PAY ITEMS.



DETAIL OF BUTT JOINT
NOT TO SCALE

FILE NAME =	USER NAME = Paul	DESIGNED - ESW	REVISED -	STATE OF ILLINOIS DEPARTMENT OF TRANSPORTATION	MISCELLANEOUS DETAILS			F.A.S. RTE. 858	SECTION 12VB-II	COUNTY RANDOLPH	TOTAL SHEETS 72	SHEET NO. 30
S:\Projects\409-0028-DHY_Roots_Rd_Fln\plans\dgn\CADD	Sheets\0876409-eh1-misc.dgn	DRAWN - PDB	REVISED -		SCALE: 1"=20'	SHEET NO. 1 OF 1 SHEETS	STA.	TO STA.	CONTRACT NO. 76409			
	PLOT SCALE = 40.0000' / IN.	CHECKED - BRM	REVISED -						FED. ROAD DIST. NO. ILLINOIS FED. AID PROJECT			
	PLOT DATE = 12/20/2011	DATE - 03-28-11	REVISED -									