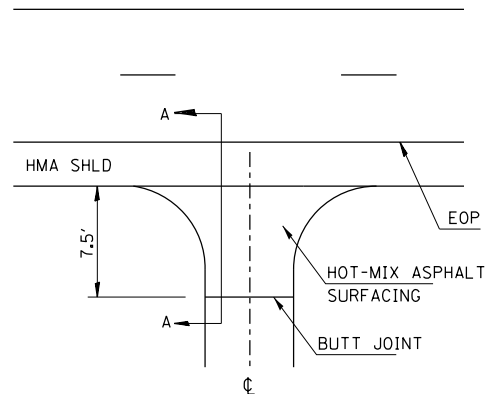


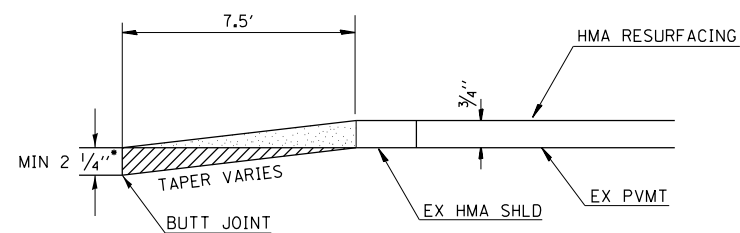
NOTE: THE TRANSITION FROM 2.25" TO 1.5" WILL BE INCLUDED IN THE PAY ITEM PROPOSED HMA SURFACE REMOVAL, 2.25".

**PAVING TRANSITION TYPE A – MILLING DEPTH CHANGE**

HMA OVERLAY ON EXISTING HMA

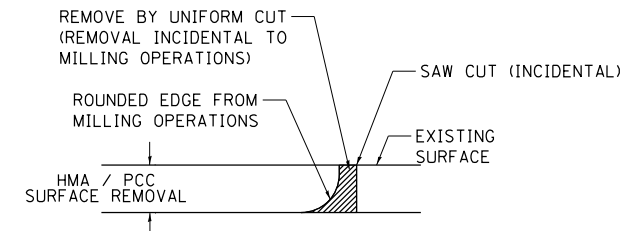


**SIDEROAD & CONCRETE ENTRANCE DETAIL**



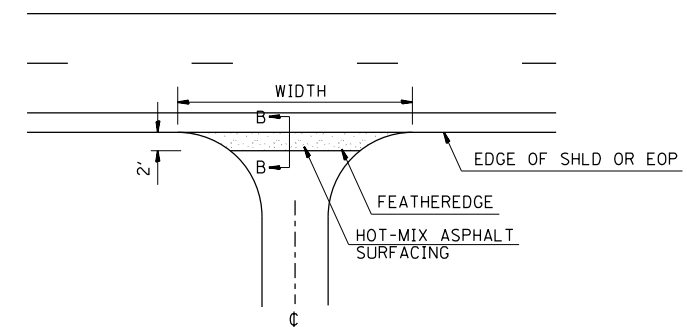
**SECTION A-A**

\*MILLING DEPTH SHALL BE A MAX OF 1 1/2" WHEN SIDEROAD OR ENTRANCE IS CONCRETE.

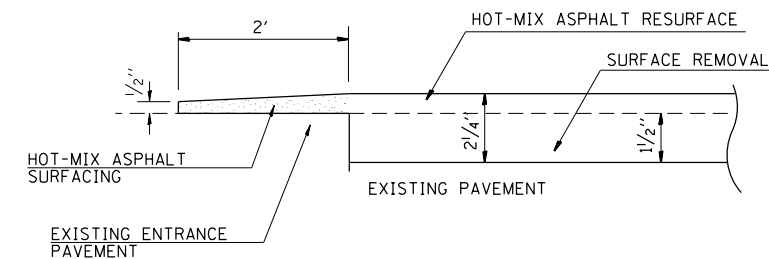


NOTE: WHEN MILLING OPERATIONS PRODUCE A ROUNDED EDGE, THEN A SAW CUT SHALL BE USED TO MANUFACTURE A PERPENDICULAR EDGE AS SHOWN IN THE DETAIL. THE ENGINEER SHALL BE THE SOLE JUDGE CONCERNING THE USE OF THIS DETAIL.

**BUTT JOINT DETAIL**



**HMA, AGG., AND FIELD ENTRANCE DETAIL**



**FEATHEREDGE DETAIL SECTION B-B**

FILE NAME =	USER NAME = btindall	DESIGNED -	REVISED -
H:\6513 IDOT DB Ver-6513J2 WD 12 Greenville Resurfacing\CADD Sheets\0876679-shd-des	FILE Resurfacing\CADD Sheets\0876679-shd-des	DRAWN -	REVISED -
Default	PLOT SCALE = 100.0000' / in.	CHECKED -	REVISED -
	PLOT DATE = 6/13/2014	DATE -	REVISED -

**STATE OF ILLINOIS  
DEPARTMENT OF TRANSPORTATION**

**CONSTRUCTION DETAILS**

SCALE: N.T.S. SHEET 3 OF 5 SHEETS STA. TO STA.

F.A.P. RTE.	SECTION	COUNTY	TOTAL SHEETS	SHEET NO.
42	(139-1,36-1,110-1)RS-1	BOND	68	66
CONTRACT NO. 76C79				
ILLINOIS FED. AID PROJECT				