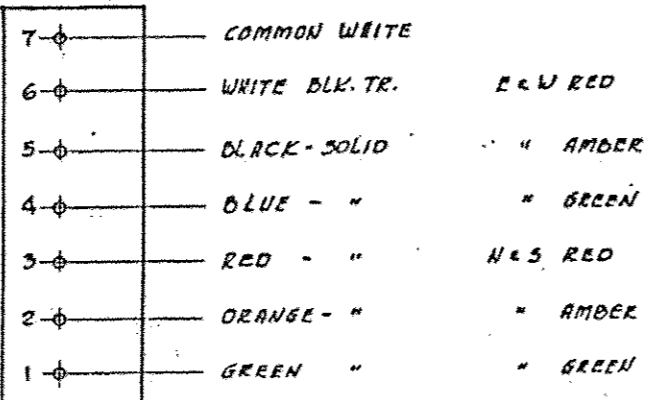
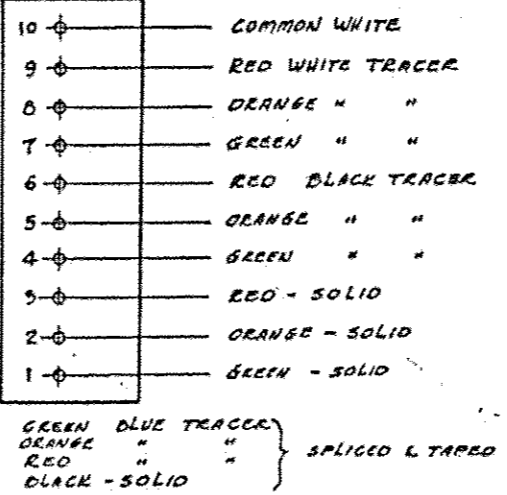


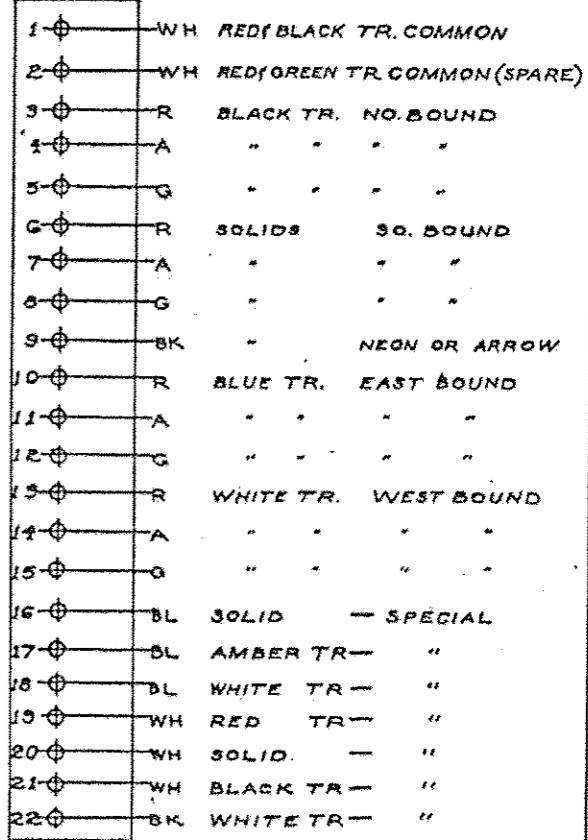
**• 7 CONDUCTOR - TPOINT STRIP •**



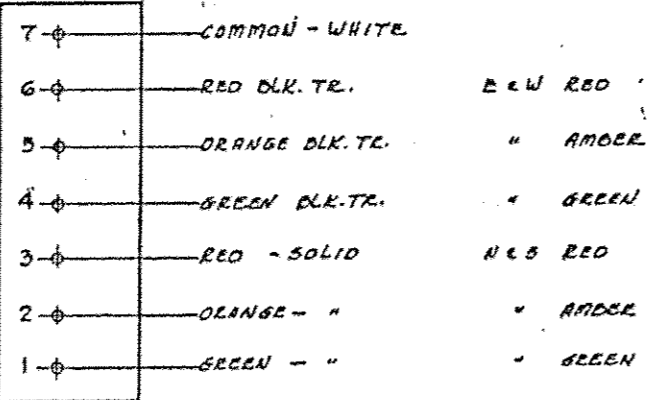
**• 14 CONDUCTOR - 10 POINT STRIP •**




**• 22 CONDUCTOR - CODE •**  
**• 19 1/2 CODE - OMIT "19" "21" "22" •**



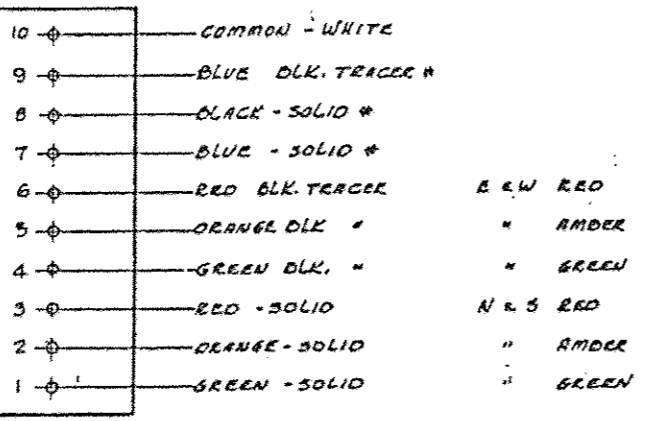
**• 10 CONDUCTOR - 7 POINT STRIP •**



**• 14 CONDUCTOR - 14 POINT STRIP •**

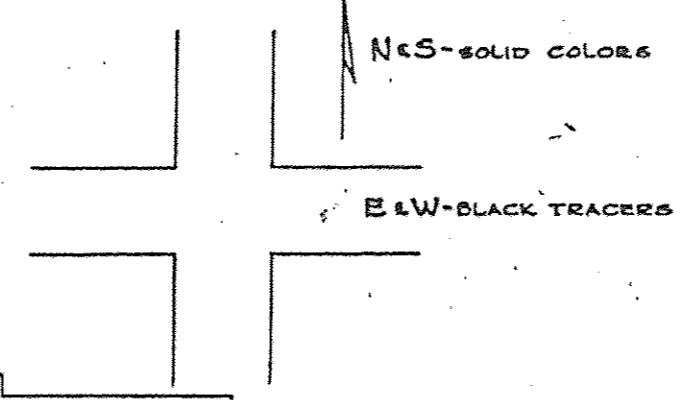


**• 10 CONDUCTOR - 10 POINT STRIP •**



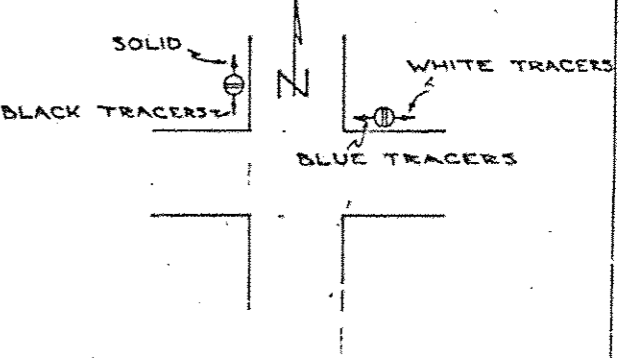
\* - SOLID BLUE - GREEN LIGHT } IF USED  
 \* - SOLID BLACK - AMBER " }  
 \* - BLUE BLACK TR. RED " }

**• STRAIGHT CORNER •**



NOTE:  
 CONDUCTORS FOR  
 WALK SIGNALS &  
 VARIOUS MESSAGE  
 SIGNS AT DISCRETION  
 OF INSTALLER

**• SPLIT CORNER •**



**TRAFFIC CONTROL SIGNALS  
 STRIP WIRING LAYOUT**

REVISED		CITY OF CHICAGO	
DEPT. OF STREETS AND SANITATION		DIVISION OF ELECTRICAL OPERATION	
A	5-4-61	DRAWN	K.E.B.
B	11-10-64	CHECKED	H.M. [Signature]
C		ENGINEER	C.C. [Signature]
D		SUPERINTENDENT	
E		COMMISSIONER	
F		DATE 11-8-56	
G	SIZE 16"x21"		

5

30