






EROSION CONTROL LEGEND

-  PERIMETER EROSION BARRIER
-  INLET FILTERS
-  TEMPORARY DITCH CHECK
-  PERMANENT SEEDING, CLASS 2A WITH EROSION CONTROL BLANKET
-  WETLANDS

NOTES

1. SEE SHEET ESC-1 FOR NOTES, SOIL PROTECTION SCHEDULES, STRATEGY, AND STANDARDS.
2. EROSION CONTROL MEASURES SHALL BE PROVIDED FOR ALL EXISTING AND PROPOSED INLET STRUCTURES WITHIN THE CONSTRUCTION LIMITS. THE TEMPORARY CONTROL MEASURES SHOULD NOT BE REMOVED UNTIL SUBSTANTIAL GROWTH OF THE GRASS HAS BEEN ESTABLISHED.
3. EROSION CONTROL AND PROPOSED LANDSCAPING WITHIN LOOP RAMP AREAS TO BE DONE BY OTHERS. SEE SEPARATE LANDSCAPING PLANS FOR LANDSCAPING WITHIN CLOVERLEAVES.
4. EROSION CONTROL BLANKET SHALL BE APPLIED TO THE AREAS SHOWN ON THE PLANS WHERE SEEDING CLASS 2A IS USED.

