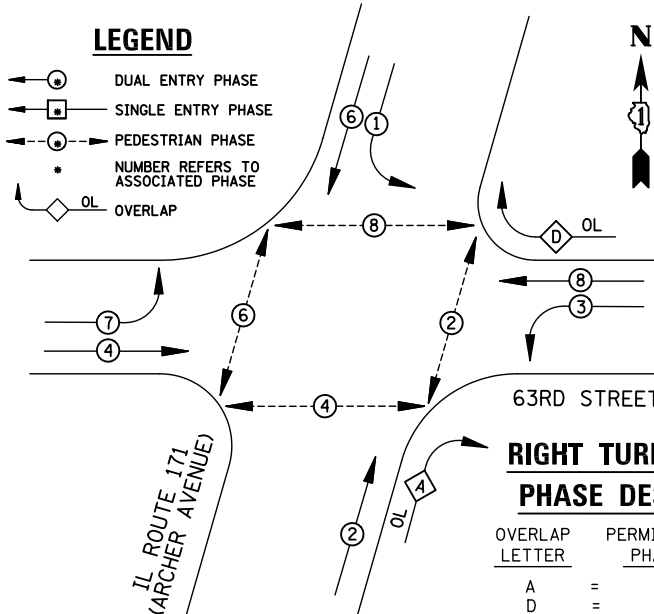


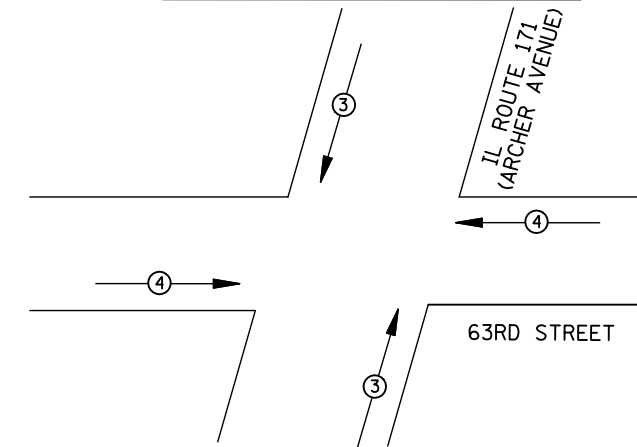
EXISTING CONTROLLER SEQUENCE

LEGEND

- ⊙ DUAL ENTRY PHASE
- ⊠ SINGLE ENTRY PHASE
- ⊙ PEDESTRIAN PHASE
- NUMBER REFERS TO ASSOCIATED PHASE
- OL OVERLAP



EXISTING PHASE DESIGNATION DIAGRAM



EMERGENCY VEHICLE PREEMPTORS		
EMERGENCY VEHICLE PREEMPTOR	3	4
MOVEMENT	↑	→

EXISTING EMERGENCY VEHICLE PREEMPTION SEQUENCE

REMOVAL OF EXISTING TRAFFIC SIGNAL EQUIPMENT

THE FOLLOWING ITEMS SHALL BE REMOVED BY THE CONTRACTOR AND SHALL BE DISPOSED OF BY THEM OUTSIDE THE RIGHT-OF-WAY AT THEIR EXPENSE. THE SALVAGE VALUE OF THE REMOVED EQUIPMENT SHALL BE REFLECTED IN THE CONTRACT BID PRICE.

- 8 EACH PEDESTRIAN SIGNAL HEAD
- 8 EACH PEDESTRIAN PUSH-BUTTON

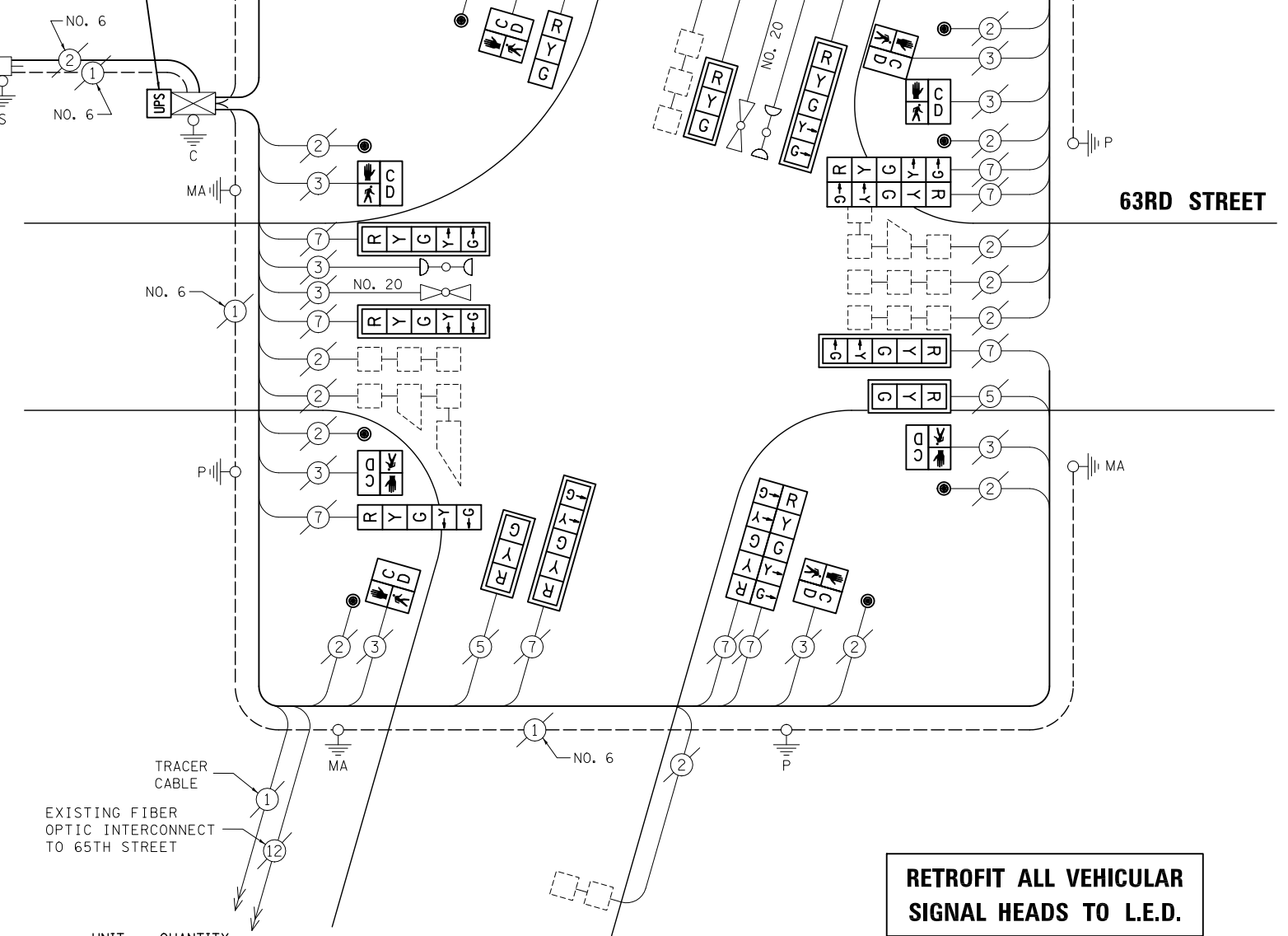
SCHEDULE OF QUANTITIES

ITEM	UNIT	QUANTITY
MAINTENANCE OF EXISTING TRAFFIC SIGNAL INSTALLATION	EACH	1
PEDESTRIAN SIGNAL HEAD, LED, 1-FACE, BRACKET MOUNTED WITH COUNTDOWN TIMER	EACH	6
PEDESTRIAN SIGNAL HEAD, LED, 2-FACE, BRACKET MOUNTED WITH COUNTDOWN TIMER	EACH	1
PEDESTRIAN PUSH-BUTTON	EACH	8
MODIFY EXISTING CONTROLLER CABINET	EACH	1
REMOVE EXISTING TRAFFIC SIGNAL EQUIPMENT	EACH	1
UNINTERRUPTABLE POWER SUPPLY, SPECIAL	EACH	1
SIGNAL HEAD, LED, 1-FACE, 3-SECTION, BRACKET MOUNTED, RETROFIT	EACH	1
SIGNAL HEAD, LED, 1-FACE, 3-SECTION, MAST ARM MOUNTED, RETROFIT	EACH	3
SIGNAL HEAD, LED, 1-FACE, 5-SECTION, MAST ARM MOUNTED, RETROFIT	EACH	5
SIGNAL HEAD, LED, 1-FACE, 5-SECTION, BRACKET MOUNTED, RETROFIT	EACH	1
SIGNAL HEAD, LED, 2-FACE, 5-SECTION, BRACKET MOUNTED RETROFIT	EACH	2

STATE OF ILLINOIS
DEPARTMENT OF TRANSPORTATION

EXISTING FIBER OPTIC INTERCONNECT TO 59TH STREET
TRACER CABLE

UNINTERRUPTIBLE POWER SUPPLY



CABLE PLAN

RETROFIT ALL VEHICULAR SIGNAL HEADS TO L.E.D.

NOTE:
THE TRAFFIC SIGNAL CONTROL EQUIPMENT FOR THIS PROJECT SHALL BE "ECONOLITE" TO MATCH THE EXISTING ADJACENT SYSTEM.

I.D.O.T TRAFFIC SIGNAL INSTALLATION ELECTRICAL SERVICE REQUIREMENTS					TOTAL WATTAGE
TYPE	NO. LAMPS	WATTAGE INCAND.	LED	%OPERATION	
SIGNAL (RED)	14	135	17	0.50	119
(YELLOW)	14	135	25	0.25	87.5
(GREEN)	14	135	15	0.25	52.5
ARROW	20	135	12	0.10	24
PED. SIGNAL	8	90	25	1.00	200
CONTROLLER	1	100	100	1.00	100
ILLUM. SIGN		84		0.05	
FLASHER		135	25	0.50	
ENERGY COSTS TO: ILLINOIS DEPARTMENT OF TRANSPORTATION 201 WEST CENTER COURT SCHAUMBURG, IL 60196-1096					TOTAL = 583
ENERGY SUPPLY	CONTACT: X				
	PHONE: X				
	COMPANY: X				
FILE NAME = \MICROST\352107\27-3545.DGN	USER NAME = JGC	DESIGNED - BPT	REVISED -		
		DRAWN - JGC/RDS	REVISED -		
	PLOT SCALE = NOT TO SCALE	CHECKED - BPT	REVISED -		
	PLOT DATE = X	DATE - XX-XX-13	REVISED -		

SCHEDULE OF QUANTITIES, CABLE PLAN, PHASE DESIGNATION DIAGRAM AND EMERGENCY VEHICLE PREEMPTION IL ROUTE 171 (ARCHER AVENUE) AT 63RD STREET

SCALE: N.T.S. SHEET NO. OF SHEETS STA. TO STA.

PREPARED BY:
CEMCON, Ltd.
Consulting Engineers, Land Surveyors & Planners
2280 White Oak Circle, Suite 100
Aurora, Illinois 60504-9675
Ph: 630.862.2100 Fax: 630.862.2199
E-Mail: cadd@cemcon.com Website: www.cemcon.com

F.A.P. RTE.	SECTION	COUNTY	TOTAL SHEETS	SHEET NO.
VAR.	2013-035TS	COOK	93	39

CONTRACT NO. 60W81
FED. ROAD DIST. NO. ILLINOIS FED. AID PROJECT

TS# 3545
SUMMIT