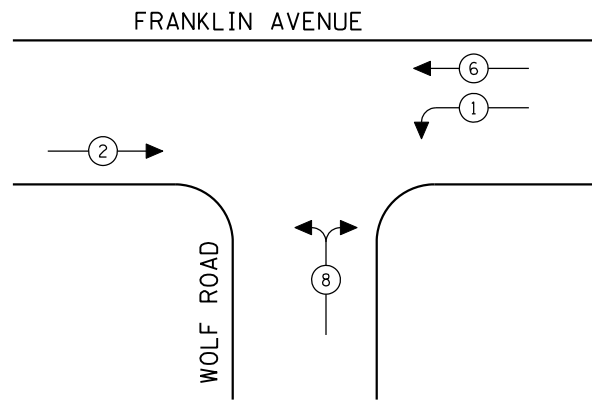


CONTROLLER SEQUENCE

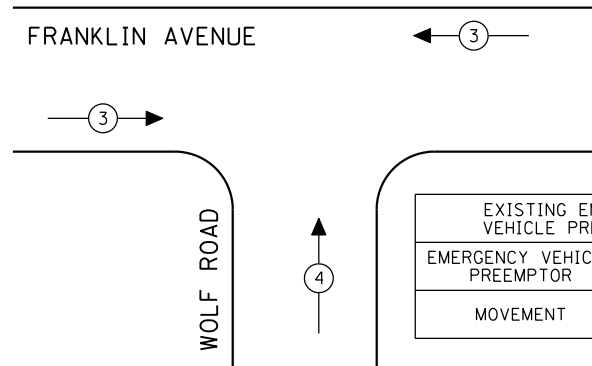


EXISTING PHASE DESIGNATION DIAGRAM

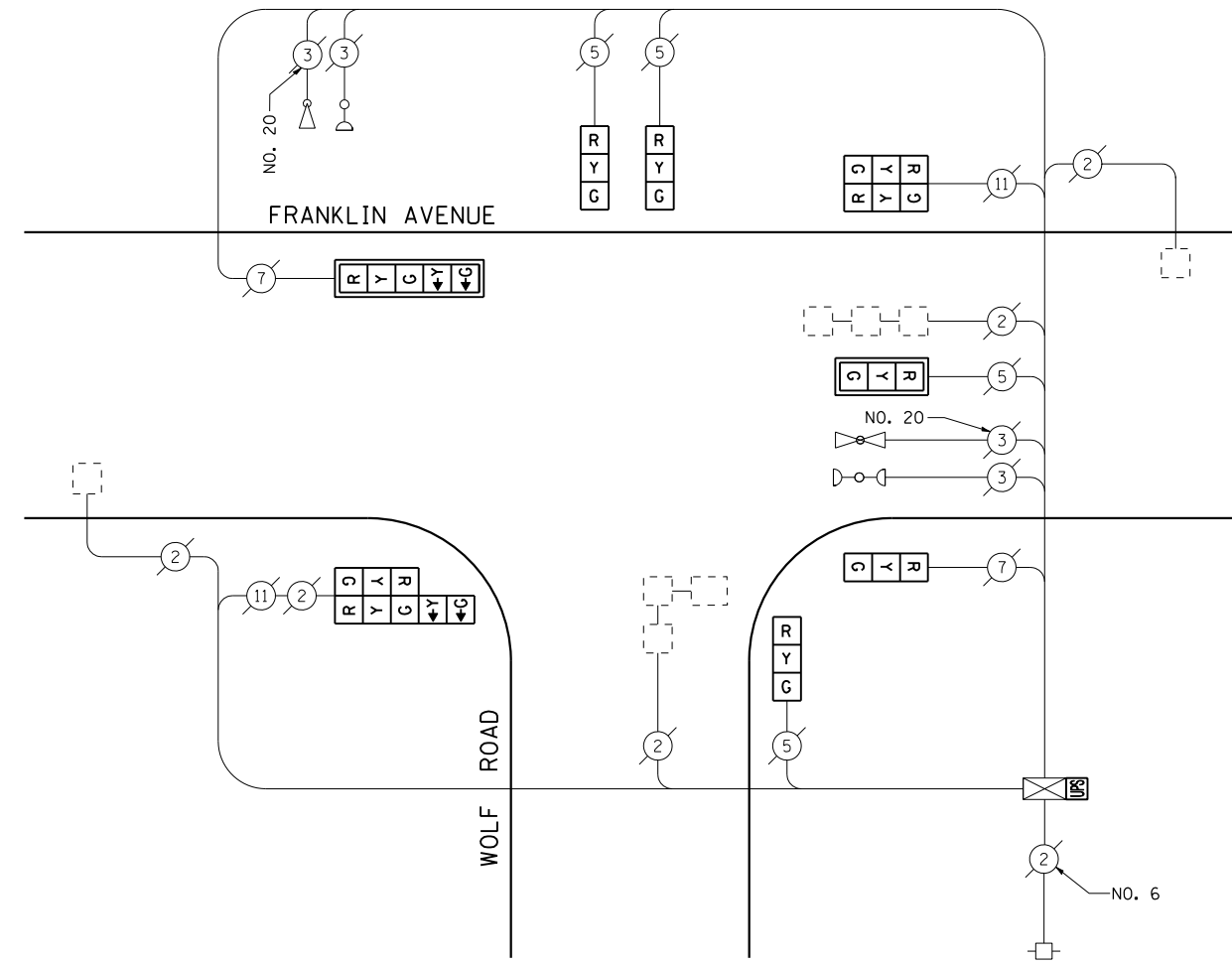


- LEGEND**
- ← (circle with asterisk) DUAL ENTRY PHASE
 - ← (square with asterisk) SINGLE ENTRY PHASE
 - ← (diamond with O.L.) OVERLAP
 - ← (circle with asterisk and arrow) PEDESTRIAN PHASE
 - * NUMBER REFERS TO ASSOCIATED PHASE

EMERGENCY VEHICLE PREEMPTION SEQUENCE



EXISTING EMERGENCY VEHICLE PREEMPTORS		
EMERGENCY VEHICLE PREEMPTOR	3	4
MOVEMENT	←→	↑



CABLE PLAN
(NOT TO SCALE)



SCHEDULE OF QUANTITIES

QUANTITY	UNIT	ITEM
1	EACH	MAINTENANCE OF EXISTING TRAFFIC SIGNAL INSTALLATION
1	EACH	SIGNAL HEAD, LED, 1-FACE, 3-SECTION, MAST ARM MOUNTED
4	EACH	SIGNAL HEAD, LED, 1-FACE, 3-SECTION, BRACKET MOUNTED
1	EACH	SIGNAL HEAD, LED, 1-FACE, 5-SECTION, MAST ARM MOUNTED
1	EACH	SIGNAL HEAD, LED, 2-FACE, 3-SECTION, BRACKET MOUNTED
1	EACH	SIGNAL HEAD, LED, 2-FACE, 1-3 SECTION, 1-5 SECTION, BRACKET MOUNTED
2	EACH	TRAFFIC SIGNAL BACKPLATE, LOUVERED, ALUMINUM
1	EACH	MODIFY EXISTING CONTROLLER CABINET
1	EACH	REMOVE EXISTING TRAFFIC SIGNAL EQUIPMENT
1	EACH	UNINTERRUPTIBLE POWER SUPPLY, SPECIAL

REMOVAL OF EXISTING TRAFFIC SIGNAL EQUIPMENT

THE FOLLOWING ITEMS SHALL BE REMOVED BY THE CONTRACTOR AND SHALL BE DISPOSED OF BY THEM OUTSIDE THE RIGHT-OF-WAY AT THEIR EXPENSE. THE SALVAGE VALUE OF THE REMOVED EQUIPMENT SHALL BE REFLECTED IN THE CONTRACT BID PRICE.

1	EACH	SIGNAL HEAD, 1-FACE, 3-SECTION, MAST ARM MOUNTED
4	EACH	SIGNAL HEAD, 1-FACE, 3-SECTION, BRACKET MOUNTED
1	EACH	SIGNAL HEAD, 1-FACE, 5-SECTION, MAST ARM MOUNTED
1	EACH	SIGNAL HEAD, 2-FACE, 3-SECTION, BRACKET MOUNTED
1	EACH	SIGNAL HEAD, 2-FACE, 1-3 SECTION, 1-5 SECTION, BRACKET MOUNTED
2	EACH	TRAFFIC SIGNAL BACKPLATE

THE TRAFFIC SIGNAL CONTROL EQUIPMENT FOR THIS PROJECT SHALL BE "EAGLE" TO MATCH THE EXISTING ADJACENT SYSTEM.

I.D.O.T. TRAFFIC SIGNAL INSTALLATION ELECTRICAL SERVICE REQUIREMENTS					TOTAL WATTAGE
TYPE	NO LAMPS	WATTAGE		%OPERATION	
		INCAND.	LED		
SIGNAL (RED)	10	135	17	0.50	85
(YELLOW)	10	135	25	0.25	62.5
(GREEN)	10	135	15	0.25	37.5
ARROW	4	135	12	0.10	4.8
PED. SIGNAL		90	25	1.00	
CONTROLLER	1	100	100	1.00	100
ILLUM. SIGN		84		0.05	
FLASHER		135	25	0.50	
ENERGY COSTS TO:					TOTAL = 289.8
ILLINOIS DEPARTMENT OF TRANSPORTATION 201 WEST CENTER COURT SCHAUMBURG, ILLINOIS 60196-1096 ENERGY SUPPLY CONTACT: XXX XXXXX PHONE: (XXX) XXX-XXXX COMPANY: COMMONWEALTH EDISON					

FILE NAME =	USER NAME = \$USER*	DESIGNED - PKG	REVISED -
\$FILEL\$		DRAWN - EA, EB	REVISED -
	PLOT SCALE = \$SCALE*	CHECKED - PKG	REVISED -
	PLOT DATE = \$DATE*	DATE - 7/12/2013	REVISED -

STATE OF ILLINOIS
DEPARTMENT OF TRANSPORTATION

SCHEDULE OF QUANTITIES, CABLE PLAN,
PHASE DESIGNATION DIAGRAM AND EMERGENCY VEHICLE PREEMPTION
FRANKLIN AVENUE AT WOLF ROAD

SCALE: N.T.S. SHEET NO. OF SHEETS STA. TO STA.

F.A.P. RTE.	SECTION	COUNTY	TOTAL SHEETS	SHEET NO.
VAR.	2013-036TS	COOK	76	21
CONTRACT NO. 60W82				
FED. ROAD DIST. NO. ILLINOIS FED. AID PROJECT				

TS# 5110
FRANKLIN PARK