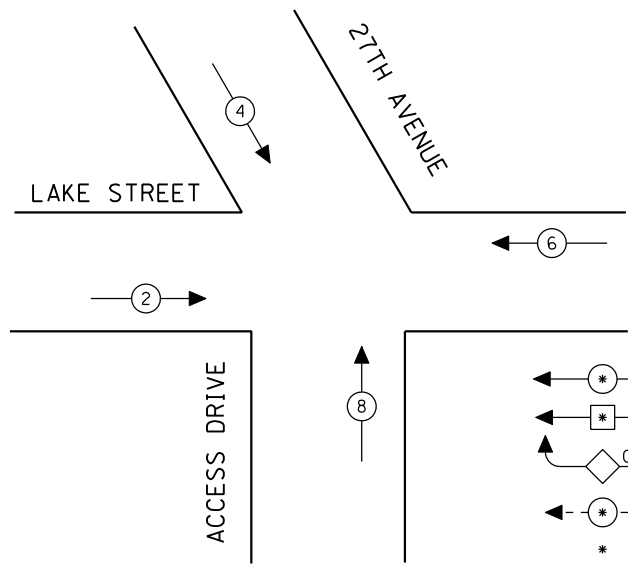


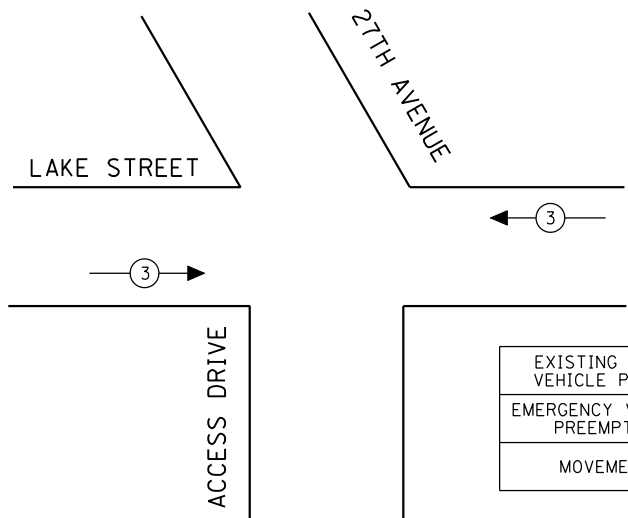
CONTROLLER SEQUENCE



- LEGEND**
- ← * → DUAL ENTRY PHASE
 - ← * → SINGLE ENTRY PHASE
 - ◊ O.L. OVERLAP
 - ← * → PEDESTRIAN PHASE
 - * NUMBER REFERS TO ASSOCIATED PHASE

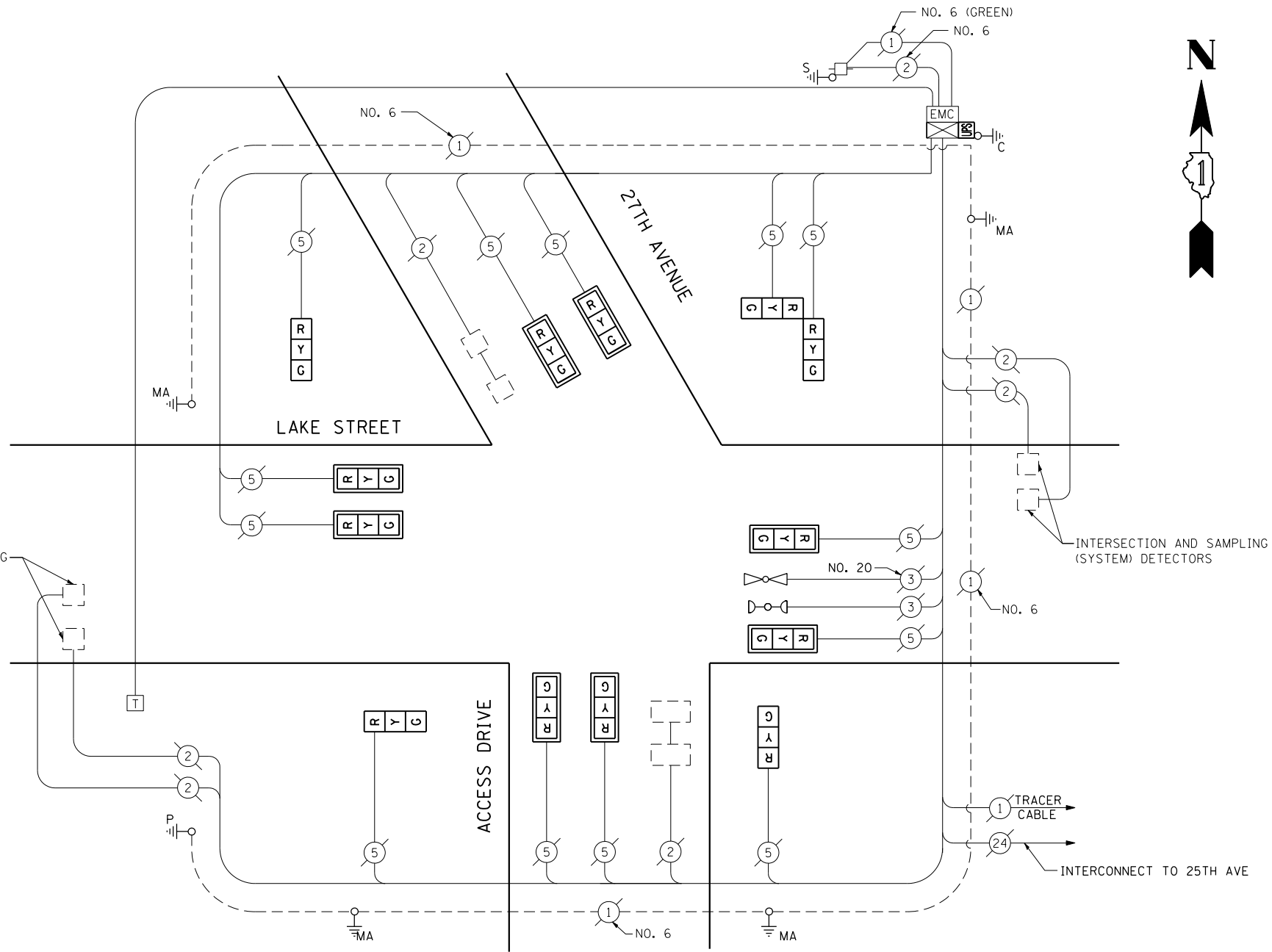
EXISTING PHASE DESIGNATION DIAGRAM

EMERGENCY VEHICLE PREEMPTION SEQUENCE



EXISTING EMERGENCY VEHICLE PREEMPTORS	
EMERGENCY VEHICLE PREEMPTOR	3
MOVEMENT	↔

INTERSECTION AND SAMPLING (SYSTEM) DETECTORS



CABLE PLAN

(NOT TO SCALE)

SCHEDULE OF QUANTITIES

QUANTITY	UNIT	ITEM
1	EACH	MAINTENANCE OF EXISTING TRAFFIC SIGNAL INSTALLATION
8	EACH	SIGNAL HEAD, LED, 1-FACE, 3-SECTION, MAST ARM MOUNTED
3	EACH	SIGNAL HEAD, LED, 1-FACE, 3-SECTION, BRACKET MOUNTED
1	EACH	SIGNAL HEAD, LED, 2-FACE, 3-SECTION, BRACKET MOUNTED
8	EACH	TRAFFIC SIGNAL BACKPLATE, LOUVERED, ALUMINUM
1	EACH	MODIFY EXISTING CONTROLLER CABINET
1	EACH	REMOVE EXISTING TRAFFIC SIGNAL EQUIPMENT
1	EACH	UNINTERRUPTIBLE POWER SUPPLY, SPECIAL

REMOVAL OF EXISTING TRAFFIC SIGNAL EQUIPMENT

THE FOLLOWING ITEMS SHALL BE REMOVED BY THE CONTRACTOR AND SHALL BE DISPOSED OF BY THEM OUTSIDE THE RIGHT-OF-WAY AT THEIR EXPENSE. THE SALVAGE VALUE OF THE REMOVED EQUIPMENT SHALL BE REFLECTED IN THE CONTRACT BID PRICE.

8	EACH	SIGNAL HEAD, 1-FACE, 3-SECTION, MAST ARM MOUNTED
3	EACH	SIGNAL HEAD, 1-FACE, 3-SECTION, BRACKET MOUNTED
1	EACH	SIGNAL HEAD, 2-FACE, 3-SECTION, BRACKET MOUNTED
8	EACH	TRAFFIC SIGNAL BACKPLATE

THE TRAFFIC SIGNAL CONTROL EQUIPMENT FOR THIS PROJECT SHALL BE "EAGLE" TO MATCH THE EXISTING ADJACENT SYSTEM.

I.D.O.T. TRAFFIC SIGNAL INSTALLATION ELECTRICAL SERVICE REQUIREMENTS					TOTAL WATTAGE
TYPE	NO LAMPS	WATTAGE INCAND.	WATTAGE LED	%OPERATION	
SIGNAL (RED)	13		17	0.50	110.5
(YELLOW)	13		25	0.25	81.25
(GREEN)	13		15	0.25	48.75
ARROW			12	0.10	
PED. SIGNAL			25	1.00	
CONTROLLER	1		100	1.00	100
ILLUM. SIGN				0.05	
FLASHER		25		0.50	
ENERGY COSTS TO:					TOTAL = 340.5
ILLINOIS DEPARTMENT OF TRANSPORTATION 201 WEST CENTER COURT SCHAUMBURG, ILLINOIS 60196-1096					
ENERGY SUPPLY CONTACT: XXX XXXXX					
PHONE: (XXX) XXX-XXXX					
COMPANY: COMMONWEALTH EDISON					

FILE NAME =	USER NAME = \$USER\$	DESIGNED - PKG	REVISED -
\$FILEL\$		DRAWN - EA, EB	REVISED -
	PLOT SCALE = \$SCALE\$	CHECKED - PKG	REVISED -
	PLOT DATE = \$DATE\$	DATE - 7/12/2013	REVISED -

**STATE OF ILLINOIS
DEPARTMENT OF TRANSPORTATION**

**SCHEDULE OF QUANTITIES, CABLE PLAN, PHASE DESIGNATION
DIAGRAM AND EMERGENCY VEHICLE PREEMPTION
LAKE STREET AT 27TH AVENUE /ACCESS DRIVE**

SCALE: N.T.S. SHEET NO. OF SHEETS STA. TO STA.

F.A.P. RTE.	SECTION	COUNTY	TOTAL SHEETS	SHEET NO.
VAR.	2013-036TS	COOK	76	38
CONTRACT NO. 60W82				
FED. ROAD DIST. NO. - ILLINOIS FED. AID PROJECT				

TS# 12165
MELROSE PARK