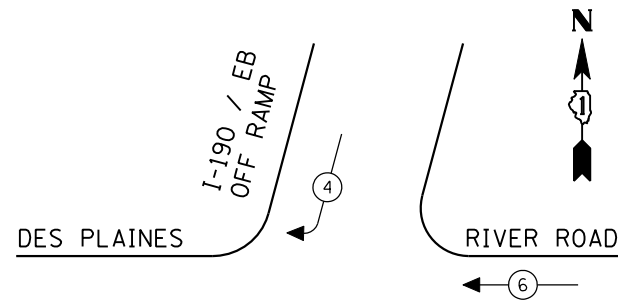
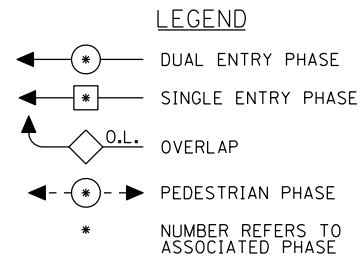


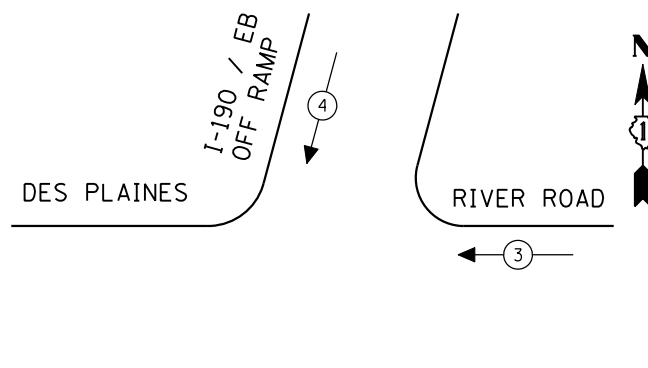
CONTROLLER SEQUENCE



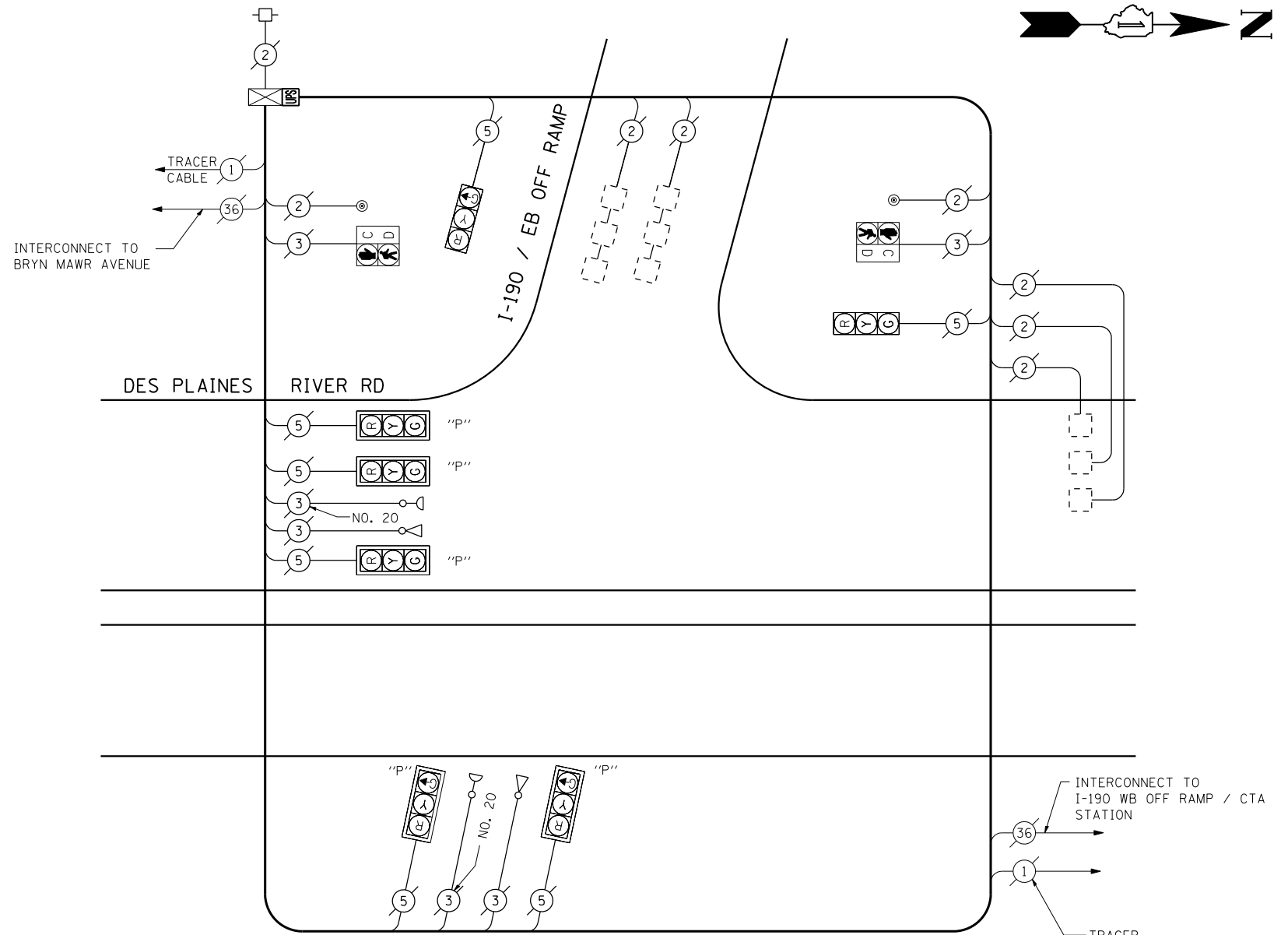
EXISTING PHASE DESIGNATION DIAGRAM



EMERGENCY VEHICLE PREEMPTION SEQUENCE



EXISTING EMERGENCY VEHICLE PREEMPTORS		
EMERGENCY VEHICLE PREEMPTOR	3	4
MOVEMENT	←	↓



CABLE PLAN

(NOT TO SCALE)

I.D.O.T. TRAFFIC SIGNAL INSTALLATION ELECTRICAL SERVICE REQUIREMENTS					TOTAL WATTAGE
TYPE	NO LAMPS	WATTAGE		%OPERATION	
		INCAND.	LED		
SIGNAL (RED)	7	135	17	0.50	59.5
SIGNAL (YELLOW)	7	135	25	0.25	43.75
SIGNAL (GREEN)	7	135	15	0.25	26.25
ARROW		135	12	0.10	
PED. SIGNAL	2	90	25	1.00	50
CONTROLLER	1	100	100	1.00	100
ILLUM. SIGN		84		0.05	
FLASHER		135	25	0.50	
ENERGY COSTS TO:					TOTAL = 279.5
ILLINOIS DEPARTMENT OF TRANSPORTATION 201 WEST CENTER COURT SCHAUMBURG, ILLINOIS 60196-1096 ENERGY SUPPLY CONTACT: XXX XXXXX PHONE: (XXX) XXX-XXXX COMPANY: COMMONWEALTH EDISON					

SCHEDULE OF QUANTITIES

QUANTITY	UNIT	ITEM
1	EACH	MAINTENANCE OF EXISTING TRAFFIC SIGNAL INSTALLATION
1	EACH	MODIFY EXISTING CONTROLLER CABINET
1	EACH	UNINTERRUPTIBLE POWER SUPPLY, SPECIAL

THE TRAFFIC SIGNAL CONTROL EQUIPMENT FOR THIS PROJECT SHALL BE "ECONOLITE" TO MATCH THE EXISTING ADJACENT SYSTEM.