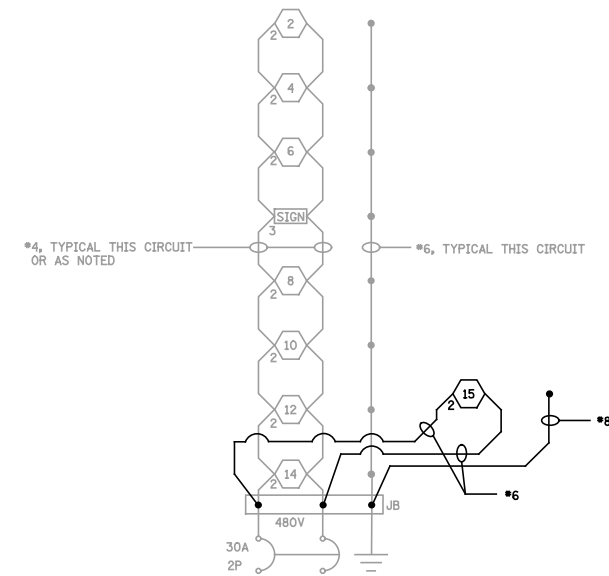
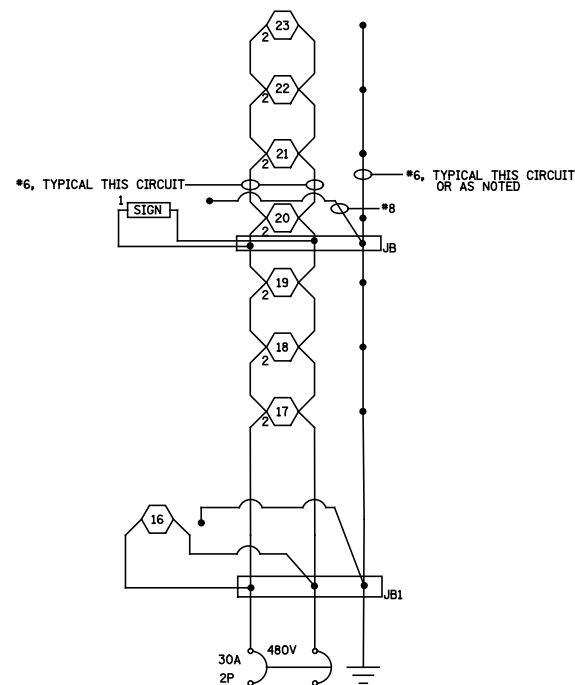


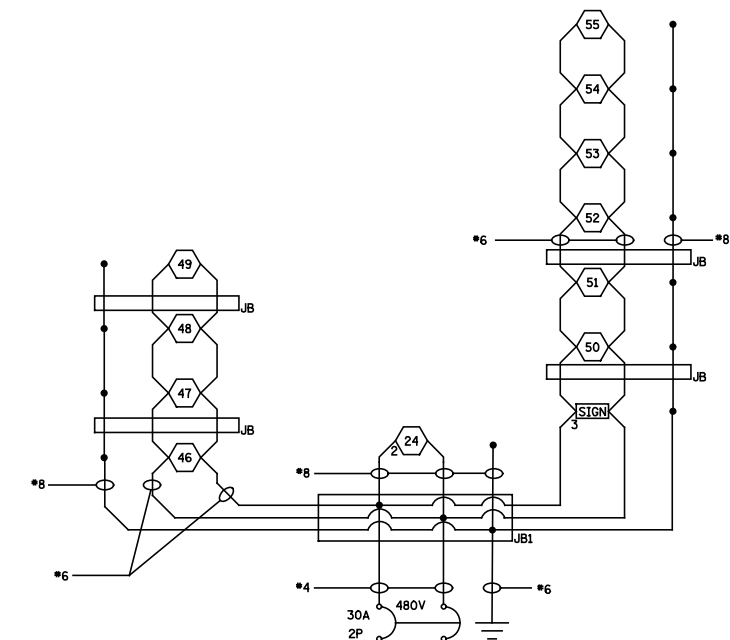
LIGHTING CKT 1 (EXISTING)  
EXISTING LIGHTING CONTROLLER BASE MOUNTED



LIGHTING CKT 2 (EXISTING)  
EXISTING LIGHTING CONTROLLER BASE MOUNTED



LIGHTING CKT 3 (PROPOSED)  
EXISTING LIGHTING CONTROLLER BASE MOUNTED



LIGHTING CKT 4 (PROPOSED)  
EXISTING LIGHTING CONTROLLER BASE MOUNTED

NOTES:

1. ALL NECESSARY REVISIONS TO THE WIRING SHOWN ON THIS SHEET SHALL BE MADE AT NO ADDITIONAL COST TO THE DEPARTMENT AND TO THE SATISFACTION OF THE ENGINEER.

- 400W PROPOSED LUMINAIRE
- (2) 400W PROPOSED LUMINAIRES ON TWIN ARMS
- SIGN LIGHTING, NUMBER OF 150W LUMINAIRES AS INDICATED
- JUNCTION BOX

FILE NAME =	USER NAME = \$USER\$	DESIGNED - VG	REVISED -	<b>STATE OF ILLINOIS DEPARTMENT OF TRANSPORTATION</b>	<b>WIRING DIAGRAM (EXISTING 4TH STREET CONTROLLER) NO. 0</b>	F.A.I. RTE.	SECTION	COUNTY	TOTAL SHEETS	SHEET NO.	
S:\Projects\403-00072.57-70\dgn\W Tr\LV\lighting_detail.dgn		DRAWN - PDB	REVISED -			57/70	(25-4)R	EFFINGHAM	1760	473	
PLOT SCALE = \$SCALE\$		CHECKED - BRM	REVISED -			SCALE:		SHEET NO. 26 OF 35 SHEETS		STA. TO STA.	
PLOT DATE = \$DATE\$		DATE - 10-30-12	REVISED -			FED. ROAD DIST. NO.		ILLINOIS FED. AID PROJECT		CONTRACT NO. 74295	