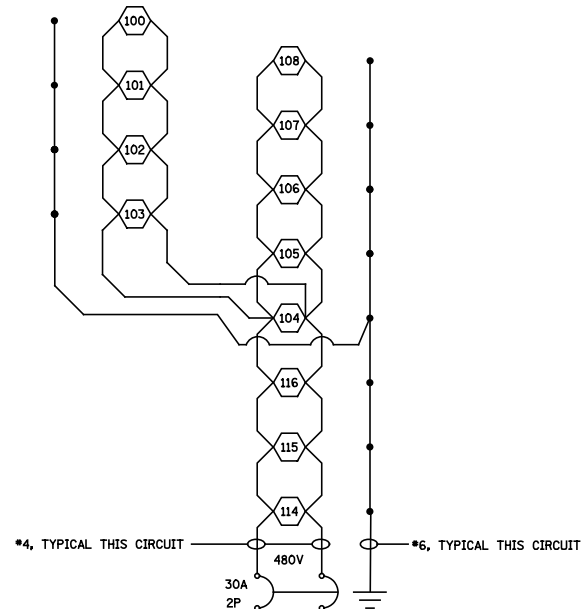
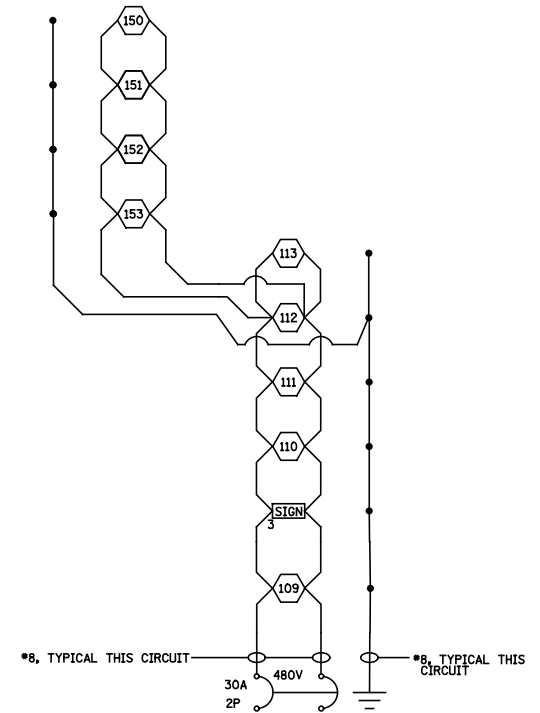


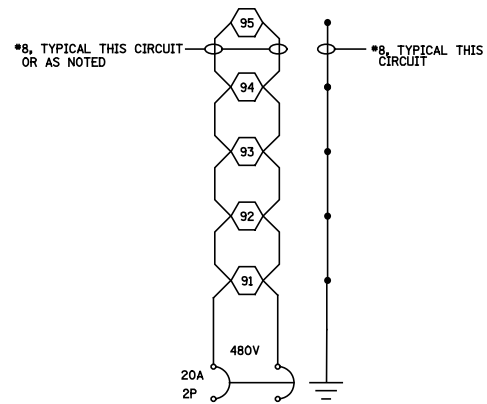
LIGHTING CKT 1 (PROPOSED)  
PROPOSED LIGHTING CONTROLLER BASE MOUNTED



LIGHTING CKT 2 (PROPOSED)  
PROPOSED LIGHTING CONTROLLER BASE MOUNTED



LIGHTING CKT 3 (PROPOSED)  
PROPOSED LIGHTING CONTROLLER BASE MOUNTED



LIGHTING CKT 4 (PROPOSED)  
PROPOSED LIGHTING CONTROLLER BASE MOUNTED

NOTES:

1. ALL NECESSARY REVISIONS TO THE WIRING SHOWN ON THIS SHEET SHALL BE MADE AT NO ADDITIONAL COST TO THE DEPARTMENT AND TO THE SATISFACTION OF THE ENGINEER.

⬡ 400W PROPOSED LUMINAIRE

2 ⬡ (2) 400W PROPOSED LUMINAIRES ON TWIN ARMS

⬢ SIGN LIGHTING, NUMBER OF 150W LUMINAIRES AS INDICATED

□ JUNCTION BOX

FILE NAME =	USER NAME = \$USER\$	DESIGNED - VG	REVISED -	<b>STATE OF ILLINOIS DEPARTMENT OF TRANSPORTATION</b>	<b>WIRING DIAGRAM (PROPOSED CONTROLLER) NO. 3</b>			F.A.I. RTE.	SECTION	COUNTY	TOTAL SHEETS	SHEET NO.
S:\Projects\403-00072-57-70\dgn\W Trl\Lighting det.dgn		DRAWN - PDB	REVISED -					57/70	(25-4)R	EFFINGHAM	1760	476
PLOT SCALE = \$SCALE\$		CHECKED - BRM	REVISED -		SCALE: SHEET NO. 29 OF 35 SHEETS STA. TO STA.			CONTRACT NO. 74295				
PLOT DATE = \$DATE\$		DATE - 10-30-12	REVISED -		FED. ROAD DIST. NO. ILLINOIS FED. AID PROJECT							