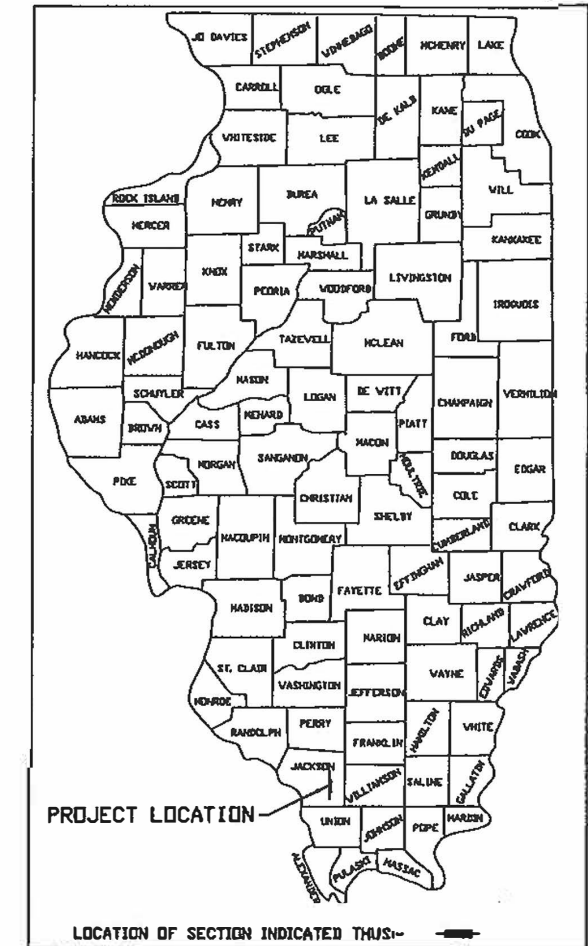


STATE OF ILLINOIS  
DEPARTMENT OF TRANSPORTATION  
DIVISION OF HIGHWAYS

PLANS FOR PROPOSED  
FEDERAL AID PROJECT  
CITY OF CARBONDALE

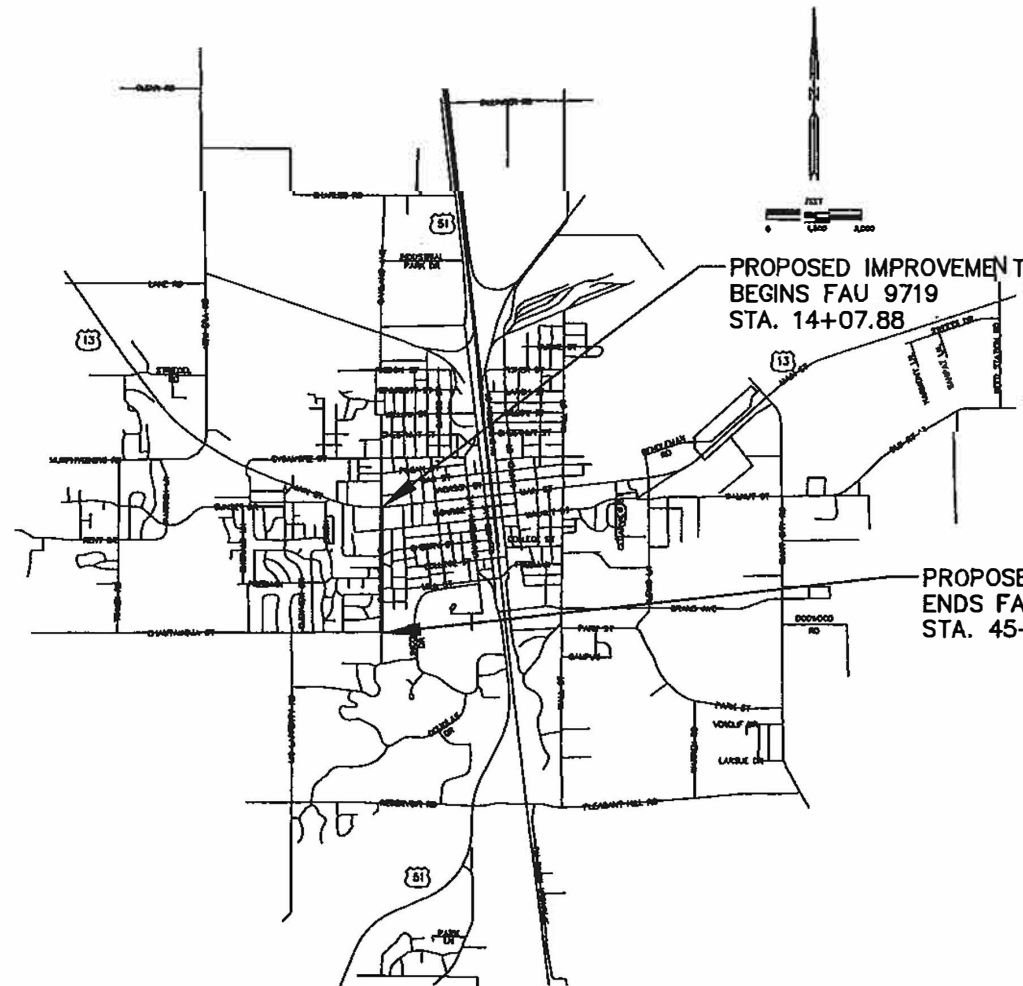
OAKLAND AVENUE RECONSTRUCTION  
WALNUT TO CHAUTAUQUA  
SECTION 14-00130-00-FP  
PROJECT NO. BNSK(220)  
CITY OF CARBONDALE  
JACKSON COUNTY  
JOB NO. C-99-522-15



SHEET NO.	DESCRIPTION
1	COVER
2	TYPICAL SECTION AND GENERAL NOTES
3-4	SUMMARY OF QUANTITIES, BENCHMARKS, AND GENERAL LEGEND
5-12	SCHEDULE OF QUANTITIES
13-16	DETAILS
17-19	REMOVAL PLAN
20-22	EROSION CONTROL PLAN
23-28	PROPOSED PLAN-PROFILE
29-31	ROAD STRIPING PLAN
32-75	CROSS-SECTIONS

HIGHWAY STANDARDS

280001-07	TEMPORARY EROSION CONTROL SYSTEMS
420001-09	PAVEMENT JOINTS
424001-11	PERPENDICULAR CURB RAMPS FOR SIDEWALKS
424006-04	DIAGONAL CURB RAMPS FOR SIDEWALKS
424011-04	CORNER PARALLEL CURB RAMPS FOR SIDEWALKS
424016-05	MID-BLOCK CURB RAMPS FOR SIDEWALKS
424021-05	DEPRESSED CORNER FOR SIDEWALKS
424026-03	ENTRANCE/ALLEY PEDESTRIAN CROSSINGS
542301-03	PRECAST REINFORCED CONCRETE FLARED END SECTION INLET - TYPE A
602301-04	PRECAST MANHOLE TYPE A 4' DIAMETER
602601-08	PRECAST REINFORCED CONCRETE FLAT SLAB TOP
602701-02	MANHOLE STEPS
604001-04	FRAME AND LIDS TYPE 1
604066-02	FRAME AND LID TYPE 15
606001-07	CONCRETE CURB TYPE B AND COMBINATION CONCRETE CURB AND GUTTER
701501-06	URBAN LANE CLOSURE, 2L, 2W, UNDIVIDED
701801-06	SIDEWALK, CORNER OR CROSSWALK CLOSURE
701901-08	TRAFFIC CONTROL DEVICES



GROSS LENGTH OF IMPROVEMENT = 3,177 FT. = 0.6017 MILE  
NET LENGTH OF IMPROVEMENT = 3,177 FT. = 0.6017 MILE



STATE OF ILLINOIS  
DEPARTMENT OF TRANSPORTATION

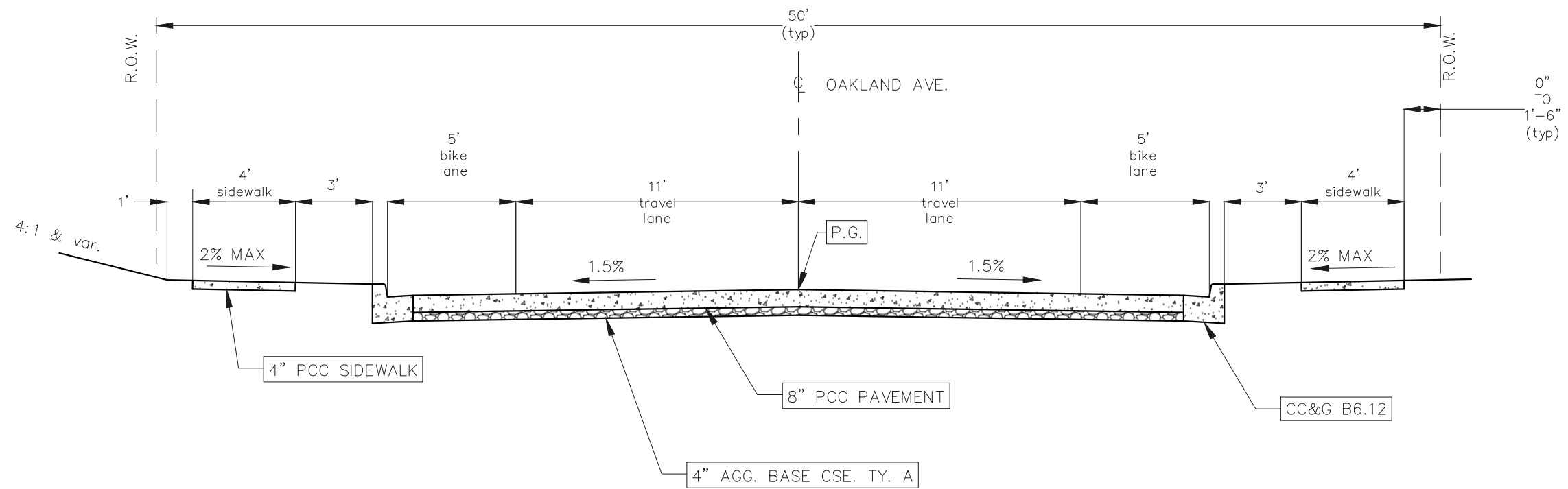
APPROVED: 6/19/19 DATE  
*Sean Pickford*  
CITY ENGINEER, CITY OF CARBONDALE

PASSED: 07/19/2019 DATE  
*[Signature]*  
DISTRICT ENGINEER OF LOCAL ROADS & STREETS

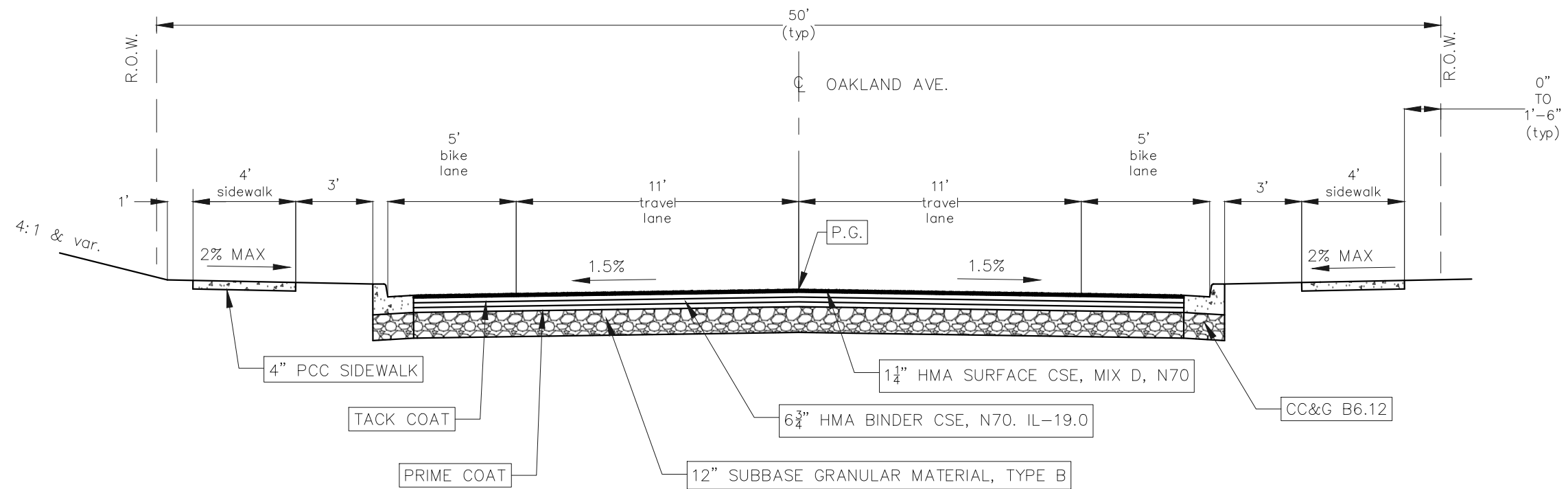
RELEASED FOR BID  
BASED ON LIMITED  
REVIEW: 07/19/2019 DATE  
*Keith Roberts*  
DEPUTY DIRECTOR OF HIGHWAYS, REGION FIVE ENGINEER

DESIGN DATA	
GENERAL INFORMATION	TRAFFIC COUNT / DESIGN DATA
ROADWAY CLASS: II	CURRENT YEAR: 2019
DESIGN PERIOD: 20 YEARS	CURRENT ADT: 4,800
DESIGN SPEED: 30MPH	DESIGN YEAR: 2029
DESIGN LOAD: 70,000lb	DESIGN ADT: 7,700
TRAFFIC FACTOR: .5	DESIGN PERIOD YEAR: 20
	DESIGN PERIOD ADT: 7,700

DESIGNED BY: KJH	REVISION:	OAKLAND AVENUE RECONSTRUCTION	<p>Public Works Engineering 200 South Illinois Avenue Carbondale, IL 62901 (618) 457-3270</p>	COVER	ROUTE	SECTION	COUNTY	TOTAL	SHEET #
DRAWN BY: KJH	REVISION:	WALNUT TO CHAUTAUQUA			FAU9719	14-00130-00-FP	JACKSON	75	1
DATE: 06/2019	REVISION:	CARBONDALE, IL			JOB NO: C-99-522-15	FED PROJ: BNSK(220)	CITY OF CARBONDALE	CONTRACT NO: 99630	



○ S. OAKLAND AVE. (FAU 9719) PROPOSED PCC TYPICAL SECTION  
 NOT TO SCALE ALTERNATE A



○ S. OAKLAND AVE. (FAU 9719) PROPOSED HMA TYPICAL SECTION  
 NOT TO SCALE ALTERNATE B

DESIGNED BY: KJH	REVISION:	OAKLAND AVENUE RECONSTRUCTION	 Public Works Engineering 200 South Illinois Avenue Carbondale, IL 62901 (618) 457-3270	TYPICAL SECTION AND GENERAL NOTES	ROUTE	SECTION	COUNTY	TOTAL	SHEET #	
DRAWN BY: KJH	REVISION:	WALNUT TO CHAUTAUQUA			FAU9719	14-00130-00-FP	JACKSON	75	2	
DATE: 06/2019	REVISION:	CARBONDALE, IL			JOB NO: C-99-522-15	FED PROJ: BN5K(220)				
JOB NO: ST0202	REVISION:				CITY OF CARBONDALE	CONTRACT NO: 99630				

# PROJECT BENCHMARKS

STATION	DESCRIPTION	ELEV.
19+43.91 LT	PK NAIL	437.11
21+35.53 LT	PK NAIL	432.34
25+05.56	PK NAIL	437.39

## LINETYPE LEGEND

	EX. TOPOGRAPHIC FEATURES
	EX. BUILDINGS & STRUCTURES
	EX. DITCHES
	EX. SANITARY SEWERS
	EX. SANITARY SEWER FORCEMAIN
	EX. STORM SEWERS & CULVERTS
	EX. WATERLINES
	EX. WATER SERVICE LINES
	EX. GAS LINES
	EX. TELEPHONE LINES
	EX. CABLE TV LINES
	EX. UNDERGROUND ELECTRIC
	EX. OVERHEAD ELECTRIC
	EX. FIBER OPTIC LINES
	EX. CHAINLINK FENCE
	EX. WIRE FENCE
	EX. WOOD FENCE

	PROP. TOPOGRAPHIC FEATURES
	PROP. BUILDINGS & STRUCTURES
	PROP. DITCHES
	PROP. SANITARY SEWERS
	PROP. SANITARY SEWER FORCEMAIN
	PROP. STORM SEWERS & CULVERTS
	PROP. WATERLINES
	PROP. WATER SERVICE LINES
	PROP. GAS LINES
	PROP. TELEPHONE LINES
	PROP. CABLE TV LINES
	PROP. UNDERGROUND ELECTRIC
	PROP. OVERHEAD ELECTRIC
	PROP. FIBER OPTIC LINES
	PROP. CHAINLINK FENCE
	PROP. WIRE FENCE
	PROP. WOOD FENCE

## ROW PLAT LINETYPE LEGEND

	APPROXIMATE R.O.W. LINE
	APPROXIMATE PROPERTY LINE
	EASEMENT
	CONSTRUCTION LIMIT (SIDE STREET)

## GENERAL SYMBOL LEGEND

	WATER HYDRANT
	WATER VALVE
	WATER METER
	STORM INLET - TYPE 15
	STORM MANHOLE
	STORM INLET - TYPE 3
	SANITARY MANHOLE
	SIGN
	LIGHT POLE
	UTILITY POLE WITH LIGHT
	UTILITY POLE
	ELECTRIC METER
	TELEPHONE PEDESTAL
	GAS VALVE
	METER
	DECIDUOUS TREE
	CONIFEROUS TREE
	BUSH
	STOP OR STREET SIGN
	BENCHMARK

## MIXTURE REQUIREMENTS

LOCATIONS	OAKLAND AVENUE
MIXTURE USES:	HOT-MIX ASPHALT FULL DEPTH SURFACE COURSE, MIX D, N70
	HOT-MIX ASPHALT FULL DEPTH 8"
AC/PG:	SBS PG76-22
ABR % (MAX):	SEE SPECIAL PROVISION
DESIGN AIR VOIDS:	4.0 %, 70 GYRATION DESIGN
MIXTURE COMPOSITION: (GRADATION COMPOSITION)	IL-9.5MM
FRICITION AGGREGATE:	D SURFACE
MIXTURE WEIGHTS:	112 LBS/SQ YD/IN

## MIXTURE REQUIREMENTS

LOCATIONS	OAKLAND AVENUE
MIXTURE USES:	HOT-MIX ASPHALT BINDER COURSE, N70, IL-19.0
	HOT-MIX ASPHALT FULL DEPTH 8"
AC/PG:	PG64-22
ABR % (MAX):	SEE SPECIAL PROVISION
DESIGN AIR VOIDS:	4.0 %, 70 GYRATION DESIGN
MIXTURE COMPOSITION: (GRADATION COMPOSITION)	IL-19.0MM
FRICITION AGGREGATE:	NONE
MIXTURE WEIGHTS:	112 LBS/SQ YD/IN

SYMBOL AND LINETYPE LEGEND FOR ALL PLAN SHEETS  
NOT TO SCALE

DESIGNED BY: KJH	REVISION:	OAKLAND AVENUE RECONSTRUCTION	<b>CARBONDALE ILLINOIS</b> Public Works Engineering 200 South Illinois Avenue Carbondale, IL 62901 (618) 457-3270	BENCHMARKS AND GENERAL LEGENDS	ROUTE	SECTION	COUNTY	TOTAL	SHEET #
DRAWN BY: KJH	REVISION:	WALNUT TO CHAUTAUQUA			FAU9719	14-00130-00-FP	JACKSON	75	3
DATE: 07/2019	REVISION:	CARBONDALE, IL			JOB NO: C-99-522-15		FED PROJ: BN5K(220)		
JOB NO: ST0202	REVISION:			CITY OF CARBONDALE		CONTRACT NO: 99630			

SUMMARY OF QUANTITIES

CODED PAY ITEM NUMBER	DESCRIPTION OF ITEM	TOTAL QUANTITY	UNIT	ROADWAY	ALTERNATE A	ALTERNATE B
* 20800150	TRENCH BACKFILL	1,090	CU YD	1090.00		
21101615	TOPSOIL FURNISH AND PLACE, 4"	3,388	SQ YD	3388.00		
28000400	PERIMETER EROSION BARRIER	626	FOOT	626.00		
28000500	INLET AND PIPE PROTECTION	29	EACH	29.00		
31101810	SUBBASE GRANULAR MATERIAL, TYPE B 12"	13,135	SQ YD			13135.00
35100300	AGGREGATE BASE COURSE, TYPE A 4"	11,987	SQ YD		11987.00	
40600275	BITUMINOUS MATERIALS (PRIME COAT)	26,970	POUND			26970.00
40700100	BITUMINOUS MATERIALS (TACK COAT)	5,394	POUND			5394.00
40701841	HOT-MIX ASPHALT PAVEMENT (FULL-DEPTH), 8"	11,987	SQ YD			11987.00
42000300	PORTLAND CEMENT CONCRETE PAVEMENT 8"	11,987	SQ YD		11987.00	
42001300	PROTECTIVE COAT	11,987	SQ YD		11987.00	
* 42300200	PORTLAND CEMENT CONCRETE DRIVEWAY PAVEMENT, 6 INC	777	SQ YD	777.00		
* 42400100	PORTLAND CEMENT CONCRETE SIDEWALK 4 INCH	21,446	SQ FT	21446.00		
* 42400800	DETECTABLE WARNINGS	325	SQ FT	325.00		
* 44000200	DRIVEWAY PAVEMENT REMOVAL	849	SQ YD	849.00		
44000600	SIDEWALK REMOVAL	21,217	SQ FT	21217.00		
54213657	PRECAST REINFORCED CONCRETE FLARED END SECTIONS 12"	4	EACH	4.0		
* 550B0050	STORM SEWERS, CLASS B, TYPE 1 12"	901	FOOT	901.00		
* 550B0070	STORM SEWERS, CLASS B, TYPE 1 15"	987	FOOT	987.00		
* 550B0090	STORM SEWERS, CLASS B, TYPE 1 18"	348	FOOT	348.00		
* 550B0120	STORM SEWERS, CLASS B, TYPE 1 24"	264	FOOT	264.00		
* 550B0140	STORM SEWERS, CLASS B, TYPE 1 30"	88	FOOT	88.00		
* 550B0160	STORM SEWERS, CLASS B, TYPE 1 36"	79	FOOT	79.00		
* 55100200	STORM SEWER REMOVAL 6"	7	FOOT	7.0		
* 55100500	STORM SEWER REMOVAL 12"	1,134	FOOT	1134.00		
* 55100700	STORM SEWER REMOVAL 15"	1,091	FOOT	1091.00		
* 55100900	STORM SEWER REMOVAL 18"	46	FOOT	46.00		
* 55101200	STORM SEWER REMOVAL 24"	267	FOOT	267.00		
* 55101400	STORM SEWER REMOVAL 30"	86	FOOT	86.00		
* 55101600	STORM SEWER REMOVAL 36"	81	FOOT	81.00		
* 56500300	DOMESTIC METER VAULTS TO BE ADJUSTED	38	EACH	38.00		
* 60218400	MANHOLES, TYPE A, 4'-DIAMETER, TYPE 1 FRAME, CLOSED LID	3	EACH	3.0		
* 60237000	INLETS, TYPE A, TYPE 15 FRAME AND LID	2	EACH	2.0		
* 60266600	VALVE BOXES TO BE ADJUSTED	18	EACH	18.00		
60300305	FRAMES AND LIDS TO BE ADJUSTED	13	EACH	13.00		
60500040	REMOVING MANHOLES	4	EACH	4.0		
60500060	REMOVING INLETS	21	EACH	21.00		
* 60603800	COMBINATION CONCRETE CURB AND GUTTER, TYPE B-6.12	6,425	FOOT	6425.00		
* 60604400	COMBINATION CONCRETE CURB AND GUTTER, TYPE B-6.18	97	FOOT	97.00		
67100100	MOBILIZATION	1	LSUM	1.0		
Δ 78009000	MODIFIED URETHANE PAVEMENT MARKING - LETTERS AND SYMBOLS	1,200	SQ FT	1200.00		
Δ 78009004	MODIFIED URETHANE PAVEMENT MARKING - LINE 4"	6,700	FOOT	6700.00		
Δ 78009006	MODIFIED URETHANE PAVEMENT MARKING - LINE 6"	1,231	FOOT	1231.00		
Δ 78009024	MODIFIED URETHANE PAVEMENT MARKING - LINE 24"	90	FOOT	90.00		
* X2500900	SEEDING, CLASS 1 (SPECIAL)	0.70	ACRE	0.70		
* X4404400	PAVEMENT REMOVAL (SPECIAL)	13,123	SQ YD	13123.00		
* X5012502	CONCRETE REMOVAL (SPECIAL)	6.6	CU YD	6.60		
* X5030225	CONCRETE STRUCTURES (SPECIAL)	6.6	CU YD	6.60		
* X6024242	INLETS, SPECIAL, NO. 1	19	EACH	19.00		
* X6024244	INLETS, SPECIAL, NO. 2	3	EACH	3.0		
* X6024246	INLETS, SPECIAL, NO. 3	1	EACH	1.0		
* X7010216	TRAFFIC CONTROL AND PROTECTION (SPECIAL)	1	LSUM	1.0		
* Z0013798	CONSTRUCTION LAYOUT	1	LSUM	1.0		
~ Z0076600	TRAINEES	2	Hour	1,000		
~ Z0076604	TRAINEES TRAINING PROGRAM GRADUATE	2	Hour	1,000		

Δ SPECIALTY ITEMS  
 \* SPECIAL PROVISION  
 ~ 0042

DESIGNED BY: KJH	REVISION:	OAKLAND AVENUE RECONSTRUCTION	 Public Works Engineering 200 South Illinois Avenue Carbondale, IL 62901 (618) 457-3270	SUMMARY OF QUANTITIES	ROUTE	SECTION	COUNTY	TOTAL	SHEET #
DRAWN BY: KJH	REVISION:	WALNUT TO CHAUTAUQUA			FAU9719	14-00130-00-FP	JACKSON	75	4
DATE: 07/2019	REVISION:	CARBONDALE, IL			JOB NO: C-99-522-15	FED PROJ: BN5K(220)	CITY OF CARBONDALE	CONTRACT NO: 99630	
JOB NO: ST0202	REVISION:								



STORM SEWER REMOVAL SCHEDULE

FROM STATION	TO STATION	STORM SEWER REM 6 (FT)	STORM SEWER REM 12 (FT)	STORM SEWER REM 15 (FT)	STORM SEWER REM 18 (FT)	STORM SEWER REM 24 (FT)	STORM SEWER REM 30 (FT)	STORM SEWER REM 36 (FT)	TRENCH BACKFILL (CU YD)
16+88 RT	16+90 LT		34						*
20+60 LT	20+62 LT	45							3.4
20+61 LT	21+37 LT	76							*
21+26, 33.0' LT	21+38 LT	20							4.0
21+39 LT	21+85 LT		46						*
21+87 LT	21+86, 24.6' RT				40				*
21+91 LT	21+91 RT				34				*
21+93 LT	22+74 LT					81			*
22+75 LT	22+81, 26.7' LT				12				7.8
22+76 LT	23+43 LT		68						*
23+33 LT	23+44 LT	27							4.2
21+91 RT	24+32 RT		241						*
24+33 RT	24+52 RT	28							4.0
24+34 RT	25+02 RT		68						*
24+85 RT	25+03 RT	28							2.8
25+03 RT	25+05 LT		34						10.3
25+06 RT	28+52 LT		346						*
28+53 LT	28+54 RT	36							14.4
28+54 LT	30+00 LT		146						*
30+01 LT		6							2.3
30+02 LT	31+50 LT		148						*
31+51 LT	31+65 LT	22							9.7
31+52 LT	32+14 LT	62							*
32+15 LT	32+25 LT	22							*
32+16 LT	35+55 LT		339						*
33+56 LT		7							1.6
33+57 LT	36+19 LT		62						*
36+07 LT	36+20 LT	24							1.9
39+87 RT	40+12 RT	40							3.8
39+88 RT	40+56 RT	68							*
40+41 RT	40+57 RT	32							3.0

STORM SEWER REMOVAL SCHEDULE CONT'D

FROM STATION	TO STATION	STORM SEWER REM 6 (FT)	STORM SEWER REM 12 (FT)	STORM SEWER REM 15 (FT)	STORM SEWER REM 18 (FT)	STORM SEWER REM 24 (FT)	STORM SEWER REM 30 (FT)	STORM SEWER REM 36 (FT)	TRENCH BACKFILL (CU YD)
40+58 RT	42+21 RT	163							*
42+22 RT			6						2.4
42+23 RT	42+79 RT				56				*
42+80 RT	42+80 LT	34							*
42+81 RT	44+92 RT				211				*
	TOTALS:	7	1,134	1,091	46	267	86	81	75.6

\* TRENCH BACKFILL TO BE PAID FOR AS PROPOSED STORM SEWER TRENCH BACKFILL QUANTITY. THE MAXIMUM TRENCH WIDTH FOR THE PROPOSED STORM SEWER WILL BE INCREASED ACCORDINGLY WHERE THE EXISTING AND PROPOSED STORM SEWERS ARE PARALLEL.

INLET REMOVAL SCHEDULE	
STATION	EACH
16+88 RT	1
16+90 LT	1
20+60 LT	1
20+62 LT	1
21+38 LT	1
21+89 LT	1
21+91 RT	1
22+75 LT	1
23+44 LT	1
24+33 RT	1
25+03 RT	1
25+05 LT	1
28+54 RT	1
31+51 LT	1
35+56 LT	1
36+20 LT	1
39+87 RT	1
40+57 RT	1
42+80 RT	1
42+80 LT	1
44+93 RT	1
TOTAL:	21

MANHOLE REMOVAL SCHEDULE	
STATION	EACH
28+53 LT	1
30+01 LT	1
32+14.5 LT	1
42+22 RT	1
TOTAL:	4

WATER VALVES TO BE ADJUSTED	
STATION	EACH
14+17.5, 15.0' LT	1
20+55, 11.5' LT	1
20+82, 5.0' LT	1
21+38, 5.3' RT	1
23+23, 0.5' LT	1
24+60, 6.4' RT	1
24+67, 5.4' RT	1
28+03, 14.5' RT	1
32+06, 9.9' RT	1
32+09, 4.5' RT	1
32+09, 13.0' RT	1
32+11.5, 9.8' RT	1
33+16, 2.5' LT	1
36+05, 5.0' LT	1
40+03, 3.2' LT	1
40+13, 5.3' LT	1
40+18, 1.1' LT	1
45+48, 36.7' LT	1
TOTAL:	18

DOMESTIC METER VAULTS TO BE ADJUSTED	
STATION	EACH
14+66.8 RT	1
15+08.0 RT	1
15+46.5 LT	1
16+00.7 LT	1
16+07.1 RT	1
16+70.1 LT	1
16+76.4 RT	1
17+21.6 RT	1
17+47.8 LT	1
17+67.9 RT	1
18+02.1 RT	1
18+50.9 LT	1
19+57.7 RT	1
20+16.6 RT	1
20+73.8 RT	1
22+28.3 LT	1
23+15.1 RT	1
24+72.1 LT	1
25+86.6 LT	1
27+01.7 LT	1
27+81.9 LT	1
28+73.1 LT	1
29+79.0 LT	1
30+88.9 LT	1
32+73.8 RT	1
34+15.4 RT	1
35+48.7 RT	1
36+27.4 RT	1
37+13.4 RT	1
37+45.3 LT	1
38+05.8 RT	1
39+39.3 RT	1
40+99.4 RT	1
41+01.9 LT	1

DOMESTIC METER VAULTS TO BE ADJUSTED CONT'D	
STATION	EACH
41+86.4 RT	1
42+56.8 LT	1
43+26.8 RT	1
43+89.7 RT	1
TOTAL:	38

FR & LIDS TO BE ADJUSTED SCHEDULE	
STATION	EACH
15+70.1, 1.3' RT	1
18+46.6, 1.9' RT	1
21+08.4, 5.9' RT	1
21+25.5, 21.0' RT	1
22+93.0, 9.5' RT	1
24+71.7, 14.7' RT	1
28+16.2, 7.1' LT	1
31+76.5, 6.5' LT	1
33+32.9, 14.8' RT	1
35+93.0, 13.8' RT	1
40+23.9, 22.5' RT	1
45+20.6, 14.9' RT	1
45+42.6, 23.4' LT	1
TOTAL:	13

STORM SEWER SCHEDULE

FROM STATION	TO STATION	MAN TA 4 DIA TIF CL (EACH)	INLETS TA T15F&L (EACH)	INLETS SPL N3 (EACH)	INLETS SPL N1 (EACH)	INLETS SPL N2 (EACH)	STORM SEW CL B 1 12 (FOOT)	STORM SEW CL B 1 15 (FOOT)	STORM SEW CL B 1 18 (FOOT)	STORM SEW CL B 1 24 (FOOT)	STORM SEW CL B 1 30 (FOOT)	PRC FLAR END SEC 12 (EACH)	TRENCH BACKFILL (CU YD)	
16+88.1, 16.08' RT	16+90.2, 16.08' LT			2			34						4	
20+57.2 LT	20+61.6, 62.6' LT				1	44							3	
20+57.2, 16.08' LT	21+40.8, 16.08' LT			2		79							38	
21+26.0, 33.0' LT	21+40.8 LT					21							3	
21+40.8 LT	21+88.8, 16.08' LT		1					42					21	
21+86.6 LT	21+86.4, 24.6' RT									42			13	
21+90.9 LT	21+90.7 RT									34			9	
21+88.8 LT	22+73.5, 16.08' LT			1							79		39	
22+73.5 LT	22+81.2, 26.7' LT										12		4	
22+73.5 LT	23+47.5, 16.08' LT			1			69						41	
23+32.8, 42.4' RT	23+47.5 LT					22						1	3	
21+91.2, 16.08' RT	24+29.8, 16.08' RT			2					234				113	
24+29.8 RT	24+52.1, 40.1' RT					26						1	4	
24+29.8 RT	25+06.2, 16.08' RT			1					72				27	
24+84.8, 39.9' RT	25+06.2 RT					26						1	3	
25+06.2 RT	25+06.2, 16.08' LT			1			34						9	
25+06.2 LT	28+42.0, 16.08' LT			1			331						122	
28+42.0 LT	28+68.3, 16.08' RT			1		44							13	
28+42.0 LT	30+01, 17.28' LT		1					156					66	
30+01.0 LT	31+44.7, 16.08' LT			1				141					60	
31+44.7 LT	31+69.3, 17.2' LT	1						21					9	
31+65.6, 35.2' LT	31+69.3 LT					18							9	
31+69.3 LT	32+14.5, 16.2' LT	1						42					16	
32+14.5 LT	32+24.3, 37.3' LT					22							5	
32+14.5 LT	35+54.6, 16.08' LT			1		336							146	
35+54.6 LT	36+21.4, 18.5' LT		1			64							29	
36+07.0, 40.2' LT	36+21.4 LT					20						1	4	
39+84.0, 16.08' RT	40+11.7, 50.3' RT			1	1	42							4	
39+84.0 RT	40+59.1, 16.08' RT			1		71							24	
40+42.2, 42.0' RT	40+59.1 RT				1	32							3	
40+59.1 RT	42+22.3, 17.6' RT	1						159					53	
42+22.3 RT	42+80.0, 16.08' RT			1						54			15	
42+80.0 RT	42+80.0 LT			1		34							8	
42+80.0 RT	44+94.2, 16.08' RT			1						210			94	
	TOTALS:	3	2	1	19	3	901	987	348	264	88	79	4	1,014

DESIGNED BY: KJH	REVISION:
DRAWN BY:	REVISION:
DATE: 06/2019	REVISION:
JOB NO: ST0202	REVISION:

OAKLAND AVENUE RECONSTRUCTION  
 WALNUT TO CHAUTAUQUA  
 CARBONDALE, IL



Public Works  
 Engineering  
 200 South Illinois Avenue  
 Carbondale, IL 62901  
 (618) 457-3270

SCHEDULE OF QUANTITIES

ROUTE	SECTION	COUNTY	TOTAL	SHEET #
FAU9719	14-00130-00-FP	JACKSON	75	8
JOB NO: C-99-522-15		FED PROJ: BN5K(220)		
CITY OF CARBONDALE		CONTRACT NO: 99630		



INLET AND PIPE PROTECTION	
STATION	EACH
16+88.1, 16.08' RT	1
16+90.2, 16.08' LT	1
20+57.2, 16.08' LT	1
20+61.6, 62.6' LT	1
21+40.8, 16.08' LT	1
21+88.8, 16.08' LT	1
22+73.5, 16.08' LT	1
23+32.8, 42.4' LT	1
23+47.5, 16.08' LT	1
21+91.2, 16.08' RT	1
24+29.8, 16.08' RT	1
24+52.1, 40.1' RT	1
24+84.8, 39.9' RT	1
25+06.2, 16.08' RT	1
25+06.2, 16.08' LT	1
28+42.0, 16.08' LT	1
28+68.3, 16.08' RT	1
30+01.0, 17.28' LT	1
31+44.7, 16.08' LT	1
35+54.6, 16.08' LT	1
36+07.0, 40.2' LT	1
36+21.4, 18.5' LT	1
39+84.0, 16.08' RT	1
40+11.7, 50.3' RT	1
40+42.2, 42.0' RT	1
40+59.1, 16.08' RT	1
42+80.0, 16.08' RT	1
42+80.0, 16.08' LT	1
44+94.2, 16.08' RT	1
TOTAL:	29

PERIMETER EROSION BARRIER		
FROM STATION	TO STATION	FOOT
16+68, 24.9' RT	17+33, 25.0' RT	65.0
20+96, 24.9' RT	21+20, 40.0' RT	32.0
22+08, 24.9' LT	22+84, 28.0' LT	76.0
24+35, 26.8' RT	24+51, 44.5' RT	24.0
25+06, 24.8' RT	26+39, 24.8' RT	133.0
28+48, 34.0' RT	30+07, 34.0' RT	159.0
31+68, 24.1' RT	32+15, 24.1' RT	47.0
43+35, 25.0' LT	44+25, 25.0' LT	90.0
	TOTAL:	626.0

PAVEMENT SCHEDULE (ALTERNATE A)				
FROM STATION	TO STATION	PCC PVT 8 (SQ YD)	AGG BASE CSE A 4 (SQ YD)	PROTECTIVE COAT (SQ YD)
14+07.90	18+00	1301.3	1301.3	1301.3
18+00	24+00	2385.4	2385.4	2385.4
24+00	30+00	2256.1	2256.1	2256.1
30+00	36+00	2279.0	2279.0	2279.0
36+00	42+00	2222.7	2222.7	2222.7
42+00	45+84.46	1542.2	1542.2	1542.2
TOTALS:		11986.7	11986.7	11986.7

PAVEMENT SCHEDULE (ALTERNATE B)					
FROM STATION	TO STATION	HMA PAVT FD 8 (SQ YD)	SUB GRAN MAT B 12 (SQ YD)	BIT MATLS PR CT (POUND)	BIT MATLS TACK CT (POUND)
14+07.90	18+00	1301.3	1426.5	2927.9	585.6
18+00	24+00	2385.4	2612.6	5367.2	1073.4
24+00	30+00	2256.1	2474.6	5076.2	1015.2
30+00	36+00	2279.0	2497.0	5127.8	1025.6
36+00	42+00	2222.7	2435.2	5001.1	1000.2
42+00	45+84.46	1542.2	1689.2	3470.0	694.0
TOTALS:		11986.7	13135.1	26970.2	5394.0

**CURB & GUTTER SCHEDULE**

FROM STATION	TO STATION	COMB CC&G TB6.12 (FT)	COMB CC&G TB6.18 (FT)
14+07.9 LT	14+13.6 LT	5.7	
14+32.8 LT	15+55.3 LT	122.5	
14+42.5 RT	14+78.1 RT	35.6	
15+03.5 RT	15+47.9 RT	44.4	
15+73.1 RT	16+46.4 RT	73.3	
15+80.4 LT	16+26.22 LT	45.8	
16+54.4 LT	17+24.9 LT	70.5	
16+71.5 RT	17+29.9 RT	58.4	
17+51.7 RT	17+83.2 RT	31.5	
17+55.1 LT	17+84.1 LT	29	
18+00 RT	18+02.4 RT	2.4	
18+15.4 LT	18+54 LT	38.6	
18+19.6 RT	19+09.5 RT	89.9	
18+72.2 LT	19+62 LT	89.8	
19+31.7 RT	20+19.8 RT	88.1	
19+85.2 LT	20+74.4 LT	115.7	
21+00.3 LT	21+93.2 LT	116.7	
20+40.2 RT	20+78.2 RT	38	
20+99.4 RT	21+21.4 RT	37.3	
21+46.4 RT	22+81.9 RT	150.7	
22+11.3 LT	23+00.8 LT	184.5	
23+29.1 LT	24+44.7 LT	139.4	
23+11.1 RT	23+22.1 RT	11	
23+44 RT	24+52.8 RT	121	
24+65.9 LT	25+93.7 LT	127.8	
24+83.1 RT	27+17.7 RT	246.6	
26+13.1 LT	27+42.3 LT	129.2	
27+41.5 RT	27+99.7 RT	76.1	
27+63.7 LT	27+95 LT	31.3	
28+17.1 LT	28+49.6 LT	32.5	
28+36.3 RT	31+25.7 RT	307.7	
28+70.8 LT	30+66.6 LT	195.8	
30+87.5 LT	31+67.1 LT	90.3	
31+68.9 RT	32+11.4 RT	42.5	

**CURB & GUTTER SCHEDULE CONT'D**

FROM STATION	TO STATION	COMB CC&G TB6.12 (FT)	COMB CC&G TB6.18 (FT)
32+23.6 LT	35+77.6 LT	466.6	
32+32.5 RT	33+20.6 RT	99.8	
33+45.8 RT	34+14.6 RT	80.7	
34+40.1 RT	34+76.7 RT	36.6	
35+06.2 RT	35+79.4 RT	73.2	
35+96.9 RT	37+35.2 RT	138.4	
36+08 LT	37+20.6 LT	124.6	
37+42.7 LT	39+00.3 LT	157.6	
37+73.1 RT	38+94.9 RT	121.8	
39+19.9 LT	40+08.1 LT	100.3	
39+25 RT	40+09.8 RT	104.7	
40+36.1 LT	41+55.8 LT	131.4	
40+39.2 RT	41+20.7 RT	99.8	
41+41.9 RT	41+43 RT	1.1	
41+64.1 RT	42+32.4 RT	68.3	
41+75 LT	44+95.6 LT	353.8	
42+55.6 RT	43+29.2 RT	73.6	
43+50.4 RT	43+88.8 RT	38.4	
44+12.2 RT	45+02.3 RT	134.7	
45+53.7 LT	45+84.5 LT		49.16
45+53.1 RT	45+84.5 RT		47.5
TOTALS:		5424.8	96.7

**DRIVEWAY SCHEDULE**

LOCATION	PCC DRIVEWAY PAVT 6 (SQ YD)	COMB CC&G TB6.12 (FT)
14+08 RT	6.9	12.3
14+23 LT	13.4	19.2
14+31 RT	16.4	22.3
14+91 RT	19.4	25.4
15+61 RT	19.2	25.2
15+68 LT	19.1	25.2
16+40 LT	22.0	28.2
16+59 RT	19.1	25.2
17+40 LT	23.9	30.2
17+41 RT	15.9	21.8
17+92 RT	11.1	16.7
17+99 LT	25.0	31.3
18+11 RT	11.5	17.2
18+63 LT	12.4	18.2
19+20 RT	16.3	22.2
19+74 LT	17.2	23.2
20+30 RT	14.6	20.4
20+89 RT	15.3	21.2
22+02 LT	12.4	18.2
22+96 RT	23.0	29.3
23+33 RT	16.0	21.9
24+55 LT	15.3	21.2
26+04 LT	13.6	19.4
27+29 RT	17.8	23.8
27+53 LT	15.5	21.4
28+06 LT	16.2	22.1
28+60 LT	15.4	21.2
30+77 LT	15.1	20.9
31+47 RT	36.4	43.2
32+22 RT	15.3	21.2
34+27 RT	19.5	25.5
34+92 RT	23.3	30.0
35+88 RT	11.7	17.4
37+32 LT	16.3	22.2
37+54 RT	31.2	37.8

DESIGNED BY: KJH  
 DRAWN BY:  
 DATE: 06/2019  
 JOB NO: ST0202

REVISION:  
 REVISION:  
 REVISION:  
 REVISION:

OAKLAND AVENUE RECONSTRUCTION  
 WALNUT TO CHAUTAUQUA  
 CARBONDALE, IL



**CARBONDALE ILLINOIS**

Public Works Engineering  
 200 South Illinois Avenue  
 Carbondale, IL 62901  
 (618) 457-3270

SCHEDULE OF QUANTITIES

ROUTE	SECTION	COUNTY	TOTAL	SHEET #
FAU9719	14-00130-00-FP	JACKSON	75	10
JOB NO: C-99-522-15		FED PROJ: BN5K(220)		
CITY OF CARBONDALE		CONTRACT NO: 99630		

DRIVEWAY SCHEDULE CONT'D		
LOCATION	PCC DRIVEWAY PAVT 6 (SQ YD)	COMB CC&G TB6.12 (FT)
39+09 RT	23.8	30.0
39+60 LT	13.8	19.6
41+32 RT	15.3	21.2
41+54 RT	15.3	21.2
41+65 LT	13.4	19.2
42+44 RT	17.2	23.2
43+40 RT	15.3	21.2
44+01 RT	17.4	23.4
45+15, 25.1 LT	32.9	
TOTALS:	777.1	1001.1

SIDEWALK SCHEDULE			
FROM STATION	TO STATION	PC CONC SIDEWALK 4 (SQ FT)	DETECTABLE WARNINGS (SQ FT)
14+08 LT	14+16.9 LT	33.6	
14+11.3 RT	14+24.5 RT	45.01	
14+29.5 LT	15+58.6 LT	517.6	
14+37.8 RT	14+81.5 RT	173.3	
14+99.8 RT	15+51.7 RT	206.4	
15+69.7 RT	16+50.2 RT	321.6	
15+76.6 LT	16+29.6 LT	211.9	
16+50.6 LT	17+28.2 LT	310.6	
16+68.2 RT	17+33.8 RT	262.3	
17+48.4 RT	17+87 RT	154.8	
17+51.2 LT	17+87.4 LT	144.8	
17+97.1 RT	18+05.8 RT	37.3	
18+12 LT	18+57.7 LT	183.2	
18+15.8 RT	19+12.9 RT	393.4	
18+68.7 LT	19+65.7 LT	388.1	
19+27.9 RT	20+23.2 RT	381	
19+81.7 LT	20+74.3 LT	365	8
20+36.4 RT	20+81.6 RT	180.9	
20+95.6 RT	21+16.3 RT	74.7	8
21+00.6 LT	21+95.8 LT	466.5	13.5
21+48.9 RT	22+85.2 RT	615.7	24.3
22+07.8 LT	22+88.8 LT	319.8	8
23+07.3 RT	23+25.4 RT	72.3	
23+31.4 LT	24+48.3 LT	465.9	8
23+40.2 RT	24+47.9 RT	421.7	8
24+62.4 LT	25+97.5 LT	539.1	
24+88.7 RT	27+21.1 RT	923.4	8
26+09.6 LT	27+45.9 LT	545.2	
27+37.7 RT	27+94.7 RT	300.4	33
27+60.2 LT	27+98.7 LT	168.4	8
28+13.7 LT	28+53.3 LT	158.5	
28+44.4 RT	31+29.1 RT	1139.3	8
28+67.4 LT	30+70.3 LT	811.8	
30+84.1 LT	31+62.5 LT	396.2	17.3

SIDEWALK SCHEDULE			
FROM STATION	TO STATION	PC CONC SIDEWALK 4 (SQ FT)	DETECTABLE WARNINGS (SQ FT)
31+65.4 RT	32+15.1 RT	198.4	
32+27.8 LT	35+72.4 LT	1371.7	20
32+29.0 RT	33+15.6 RT	386.6	12
33+51.8 RT	34+18.3 RT	264.9	8
34+36.6 RT	34+80.3 RT	174.6	
35+02.7 RT	35+83.1 RT	325.9	
35+93.3 RT	37+38.9 RT	582	
36+13.6 LT	37+24 LT	438.7	8
37+39.1 LT	39.03.7 LT	658.9	
37+96.5 RT	38+98.6 RT	516.2	
39+16.1 LT	40+03.1 LT	339.5	8
39+21.5 RT	40+41.8 RT	313.4	8
40+42.1 LT	41+59.3 LT	464	8
40+42.8 RT	41+24.4 RT	321.5	8
41+38.4 RT	41+46.7 RT	33.1	
41+60.7 RT	42+36.1 RT	301.8	
41+71.2 LT	45+09.6 LT	1434.5	28.5
42+52.1 RT	43+32.9 RT	323.3	
43+46.9 RT	43+97.1 RT	193.9	
44+13.3 RT	45+18.4 RT	451.8	27.7
45+54.2 LT	45+84 LT	316.1	12.5
45+56.5 RT	45+84 RT	221.4	24.2
TOTALS:		21445.8	325

CONCRETE SPECIAL SCHEDULE		
LOCATION	CONC REM SPEC (CU YD)	CONC STRUCT SPL (CU YD)
24+62.5 LT TO 25+09.0 LT	2.9	2.9
44+19.5 RT TO 45+08.5 RT	3.7	3.7
TOTALS:	6.6	6.6

MOD URETH PM LINE 4 – WHITE		
FROM STATION	TO STATION	FEET
14+08, 11' LT	20+60, 11' LT	652.0
14+08, 11' RT	21+01, 11' RT	694.0
21+38, 11' LT	22+76, 11' LT	138.0
21+66, 11' RT	24+33, 11' RT	266.0
23+44.8, 11' LT	26+86.5, 11' LT	341.7
25+03, 11' RT	26+86, 11' RT	183.0
28+36.5, 5' LT	29+26.5, 5' LT	90.0
30+76.5, 5' RT	31+66.75, 5' RT	90.0
33+20, 11' LT	35+58, 11' LT	237.0
33+66, 11' RT	39+87, 11' RT	621.0
36+28, 11' LT	39+87, 11' LT	359.0
40+56, 11' RT	44+99, 11' RT	443.0
40+56, 11' LT	44+96, 11' LT	440.0
45+24	45+24 LT	16.0
	TOTALS:	4571

MOD URETH PM LINE 6 – WHITE		
FROM STATION	TO STATION	FEET
20+71 LT	21+26 LT	98.25
21+13 RT	21+55 RT	71.5
22+91 LT	23+33 LT	84.0
24+44.5 RT	24+91.5 RT	82.0
27+87.5 RT	27+88 RT	70.0
27+93 RT	28+47 RT	102.0
31+61 LT	32+29 LT	127.0
33+13 RT	33+53 RT	69.0
35+70 LT	36+14 LT	78.25
40+00 RT	40+44 RT	79.0
40+01 LT	40+43 LT	75.0
45+01 LT	45+20 RT	68.2
45+12 LT	45+55 LT	86.8
45+20 RT	45+58 RT	74.5
45+58 LT	45+70 RT	66.0
	TOTALS:	1231.4

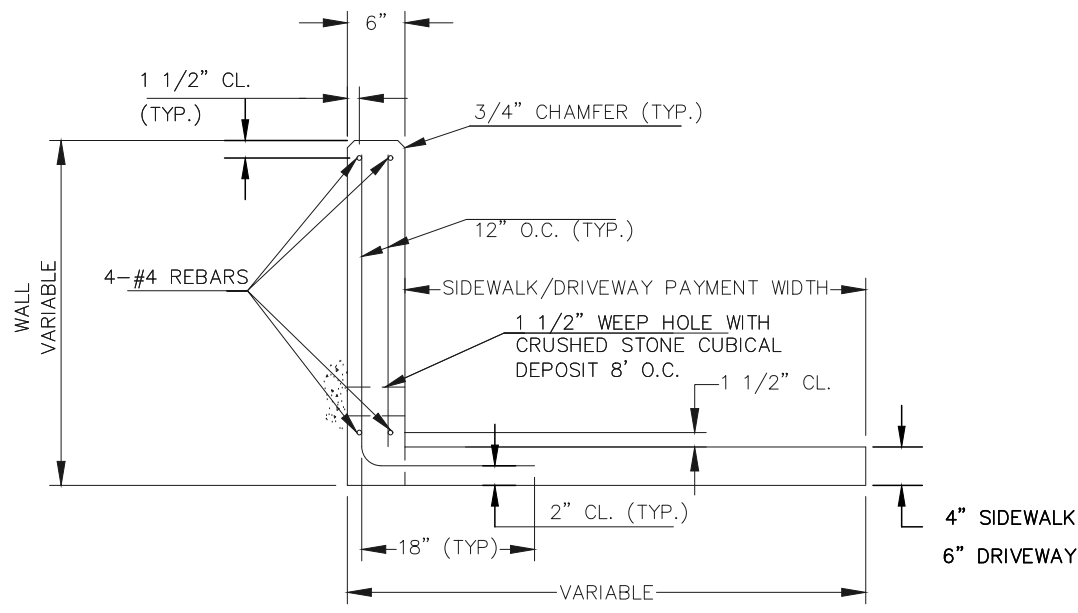
MOD URETH PM LTR-SYM (SQ FT)	
STATION	SQ FT
14+43, 13.0' RT	42.0
14+52, 13.0' LT	42.0
20+33, 13.0' LT	42.0
20+68, 13.0' RT	42.0
21+55, 13.0' LT	42.0
21+75, 13.0' RT	42.0
22+61, 13.0' LT	42.0
23+61, 13.0' LT	42.0
24+15, 13.0' RT	42.0
25+19, 13.0' RT	42.0
26+76, 13.0' LT	42.0
33+32, 13.0' LT	42.0
33+75, 13.0' RT	42.0
35+43, 13.0' LT	42.0
36+40, 13.0' LT	42.0
39+77, 13.0' RT	42.0
39+71, 13.0' LT	42.0
40+72, 13.0' LT	42.0
40+73, 13.0' RT	42.0
44+86, 13.0' RT	42.0
44+79, 13.0' LT	42.0
TOTAL:	882.0

MOD URETH PM LINE 4 – YELLOW		
FROM STATION	TO STATION	FEET
14+08	26+86	390.0 (CENTERLINE)
26+08	27+86	374.0 (ISLAND)
28+36.5, 5' RT	31+66.5, 5' LT	660.0 (DOUBLE STRIPE)
32+23.5	33+50	362.5 (ISLAND)
33+50	45+84	340.0 (CENTERLINE)
45+35, 32.5' LT	45+35, 48.5' LT	16.0
45+38, 44' RT	45+38, 54' RT	10.0
45+73	45+83	10.0
	TOTALS:	2126.5

MOD URETH PM LINE 24 – WHITE		
FROM STATION	TO STATION	FEET
44+99	44+99, 14' RT	14.0
45+12, 31.2' LT	45+35, 31.5' LT	23.0
45+38 RT	45+52 RT	14.0
45+73 LT	45+73, 14' LT	14.0
	TOTALS:	65.0

DESIGNED BY: KJH	REVISION:	OAKLAND AVENUE RECONSTRUCTION WALNUT TO CHAUTAUQUA CARBONDALE, IL		Public Works Engineering 200 South Illinois Avenue Carbondale, IL 62901 (618) 457-3270	SCHEDULE OF QUANTITIES	ROUTE	SECTION	COUNTY	TOTAL	SHEET #
DRAWN BY:	REVISION:					FAU9719	14-00130-00-FP	JACKSON	75	12
DATE: 06/2019	REVISION:					JOB NO: C-99-522-15		FED PROJ: BN5K(220)		
JOB NO: ST0202	REVISION:					CITY OF CARBONDALE		CONTRACT NO: 99630		



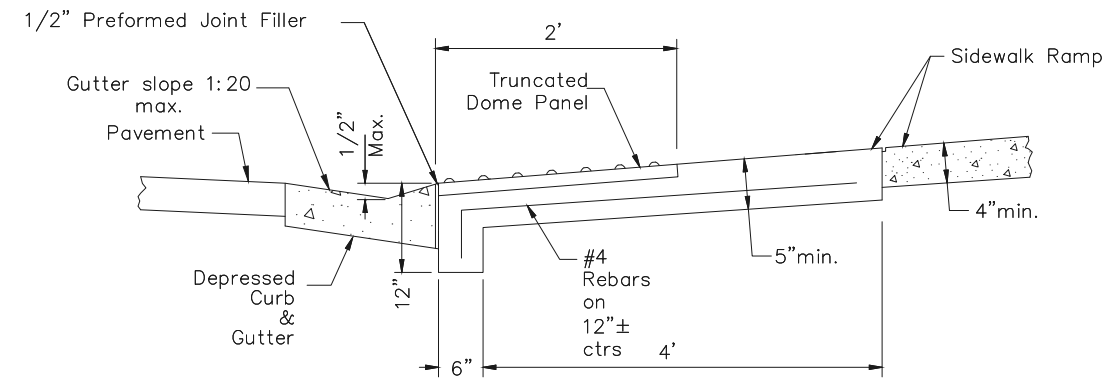


SECTION WALL ADJACENT TO SIDEWALK OR DRIVEWAY

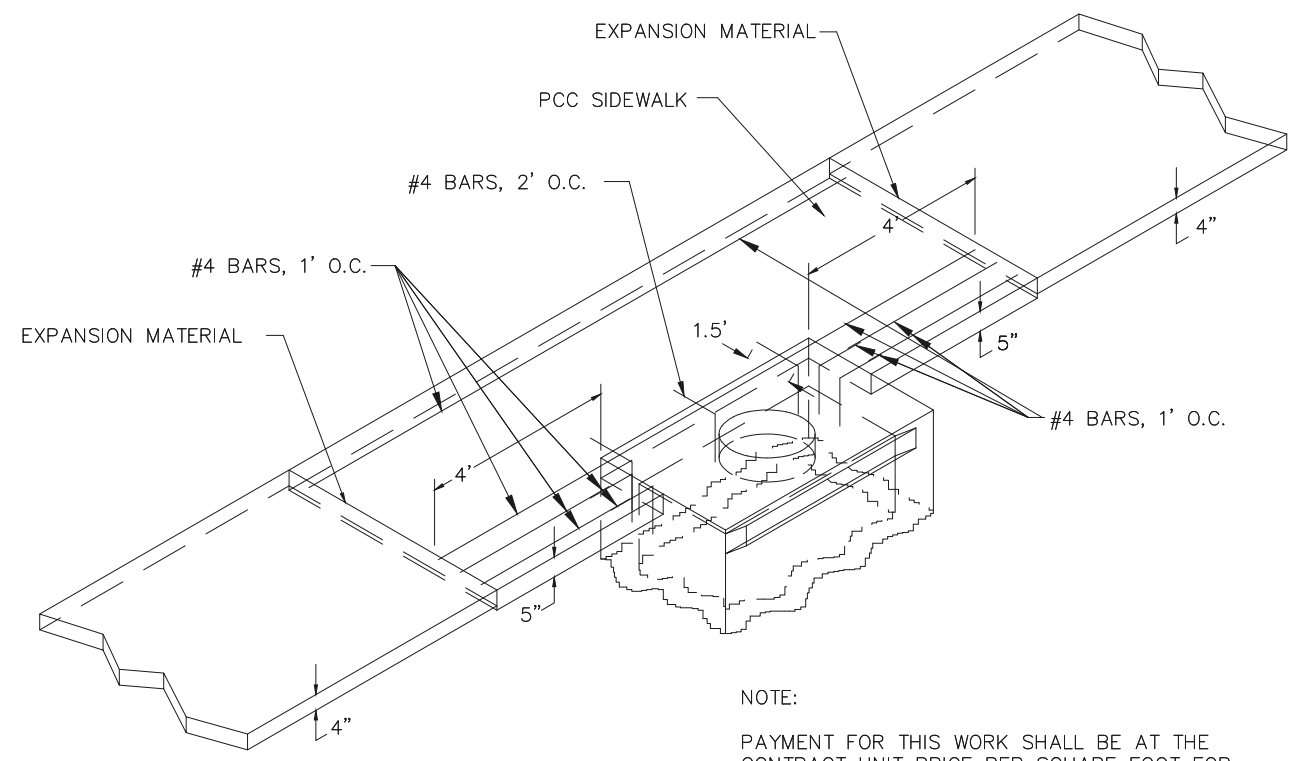
NOTES

1. SIDEWALK SHALL BE PAID FOR AT THE CONTRACT UNIT PRICE PER SQ. FT. FOR P.C.C. SIDEWALK 4". DRIVEWAY SHALL BE PAID FOR AT THE CONTRACT UNIT PRICE PER SQ. YD. FOR P.C.C. DRIVEWAY 6".
2. WALL SHALL BE PAID FOR AT THE CONTRACT UNIT PRICE PER CU. YD. FOR CONCRETE STRUCTURES (SPECIAL). REINFORCEMENT BARS SHALL NOT BE PAID FOR SEPARATELY BUT SHALL BE INCLUDED IN THE COST OF CONCRETE STRUCTURES (SPECIAL).
3. EARTH EXCAVATION NECESSARY FOR CONSTRUCTION OF THE RETAINING WALL SHALL NOT BE PAID FOR SEPARATELY BUT SHALL BE INCLUDED IN THE COST OF CONCRETE STRUCTURES (SPECIAL).
4. LOCATION OF EXPANSION JOINTS AND/OR CONSTRUCTION JOINTS IN WALL SHALL OCCUR AT THE SAME LOCATION AS IN THE SIDEWALK OR DRIVEWAY.

CONCRETE STRUCTURE SPECIAL DETAIL  
NOT TO SCALE



CURB RAMP TOE WALL DETAIL  
NOT TO SCALE

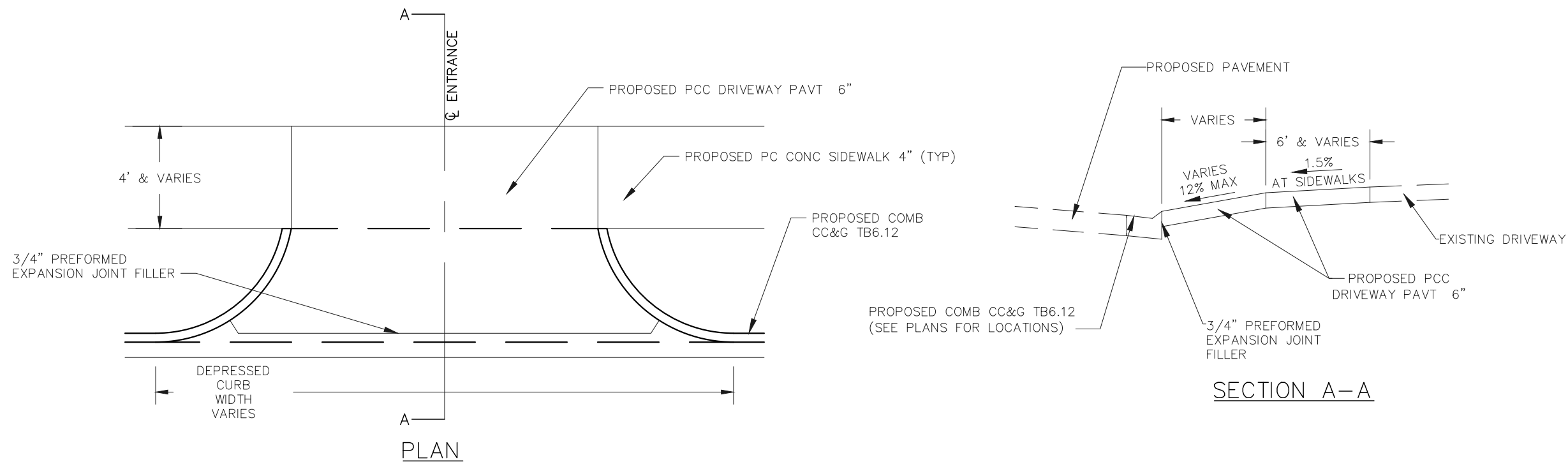


NOTE:

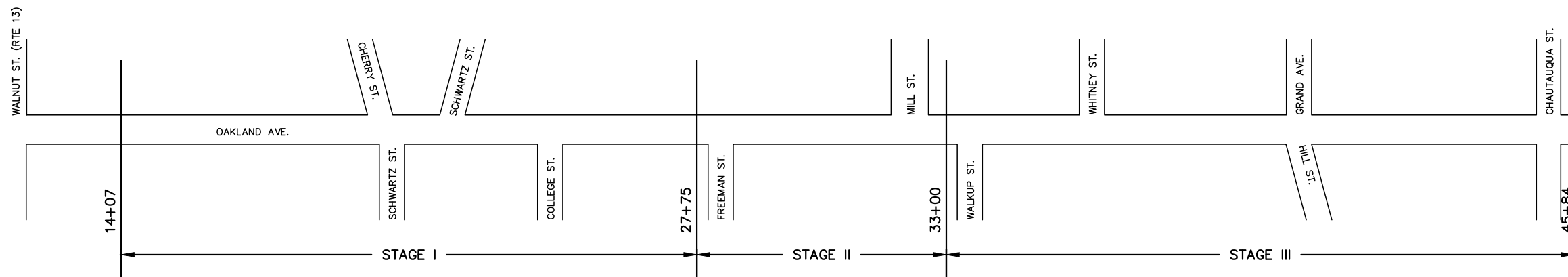
PAYMENT FOR THIS WORK SHALL BE AT THE CONTRACT UNIT PRICE PER SQUARE FOOT FOR PORTLAND CEMENT CONCRETE SIDEWALK 4". NO ADDITIONAL COMPENSATION WILL BE MADE FOR THE REBAR REINFORCEMENT.

INLET/SIDEWALK JOINT  
NOT TO SCALE

DESIGNED BY: KJH	REVISION:	OAKLAND AVENUE RECONSTRUCTION	 Public Works Engineering 200 South Illinois Avenue Carbondale, IL 62901 (618) 457-3270	DETAILS	ROUTE	SECTION	COUNTY	TOTAL	SHEET #
DRAWN BY:	REVISION:	WALNUT TO CHAUTAUQUA			FAU9719	14-00130-00-FP	JACKSON	75	14
DATE: 06/2019	REVISION:	CARBONDALE, IL			JOB NO: C-99-522-15	FED PROJ: BN5K(220)			
JOB NO: ST0202	REVISION:				CITY OF CARBONDALE	CONTRACT NO: 99630			



TYPICAL ENTRANCE DETAIL  
NOT TO SCALE

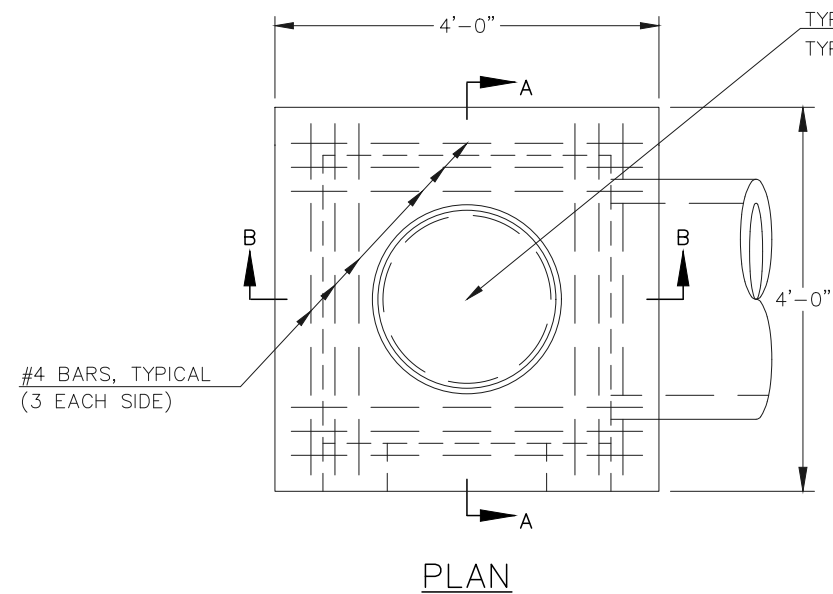


CONSTRUCTION SEQUENCE (SEE SPECIAL PROVISIONS)  
NOT TO SCALE

NOTE:

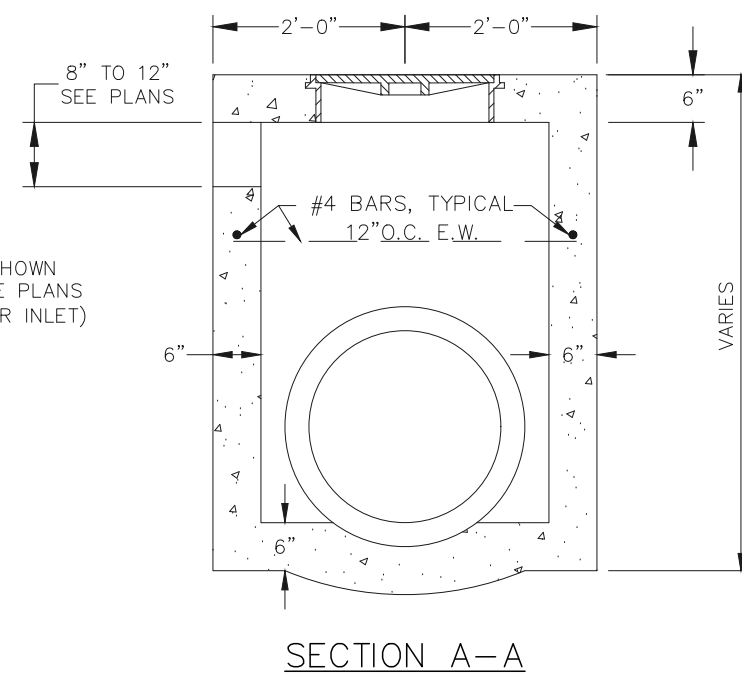
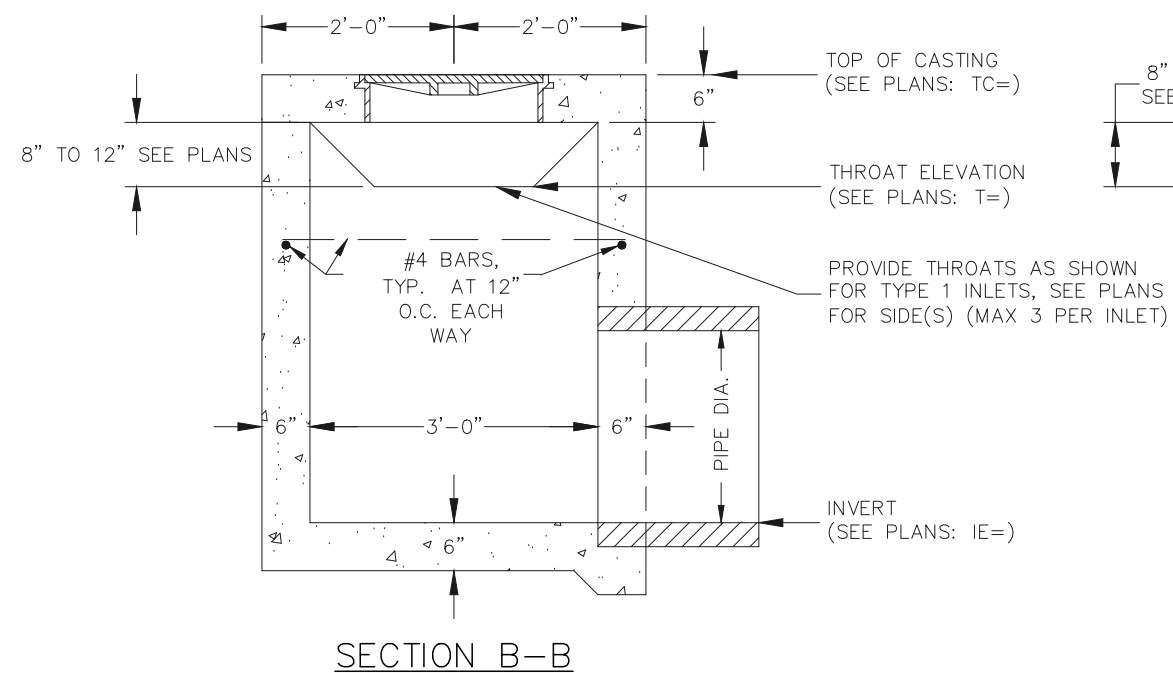
1. CONTRACTOR TO PROVIDE DETOUR PLAN FOR APPROVAL BY THE CITY.
  - 1.1. INCLUDED IN THE DETOUR PLAN, CONTRACTOR IS TO SHOW THE SIGNAGE/BARRICADES TO BE USED AND THE LOCATIONS WHERE SAID ITEMS ARE TO BE PLACED.
2. PRIMARY DETOUR ROUTES ARE TO BE ALONG SOUTH POPLAR STREET AND NORTH GLENVIEW WITH SUFFICIENT NUMBER OF DETOUR SIGNAGE TO DIRECT TRAFFIC AROUND THE CONSTRUCTION AND AS APPROVED BY THE CITY.
3. DURING CONSTRUCTION, CONTRACTOR IS TO LIMIT TRAFFIC TO LOCAL TRAFFIC ONLY. COMPLETE CLOSURE IS TO BE ALLOWED DURING LIMITED TIMES AND ONLY WITH PRIOR APPROVAL OF THE CITY A MINIMUM OF 48 HOURS IN ADVANCE. CONTRACTOR IS TO PROVIDE MINIMUM BARRICADING AND SIGNAGE PER IDOT BLR STANDARD 22-7 WITH MODIFICATION OF SAID STANDARD DELETING THE "ROAD CLOSED 500' AHEAD" SIGNAGE AND MODIFYING THE SPACING AS DIRECTED BY THE ENGINEER.

DESIGNED BY: KJH	REVISION:	OAKLAND AVENUE RECONSTRUCTION	 Public Works Engineering 200 South Illinois Avenue Carbondale, IL 62901 (618) 457-3270	DETAILS	ROUTE	SECTION	COUNTY	TOTAL	SHEET #	
DRAWN BY:	REVISION:	WALNUT TO CHAUTAUQUA			FAU9719	14-00130-00-FP	JACKSON	75	15	
DATE: 06/2019	REVISION:	CARBONDALE, IL			JOB NO: C-99-522-15		FED PROJ: BN5K(220)			
JOB NO: ST0202	REVISION:				CITY OF CARBONDALE		CONTRACT NO: 99630			



A MINIMUM OF 3000 PSI CONCRETE SHALL BE USED THROUGHOUT. THE INLET SHALL BE PAID FOR AT THE CONTRACT UNIT PRICE FOR INLETS SPECIAL TYPE 1 OR TYPE 2. WHICH PRICE SHALL INCLUDE THE COST OF THE CAST IRON FRAME AND LID OR GRATE AS SPECIFIED, REINFORCEMENT BARS AND ALL OTHER MATERIALS AND OR LABOR NECESSARY FOR CONSTRUCTING THE INLET IN PLACE AS SHOWN ON THE PLANS OR AS DESIGNATED BY THE ENGINEER.

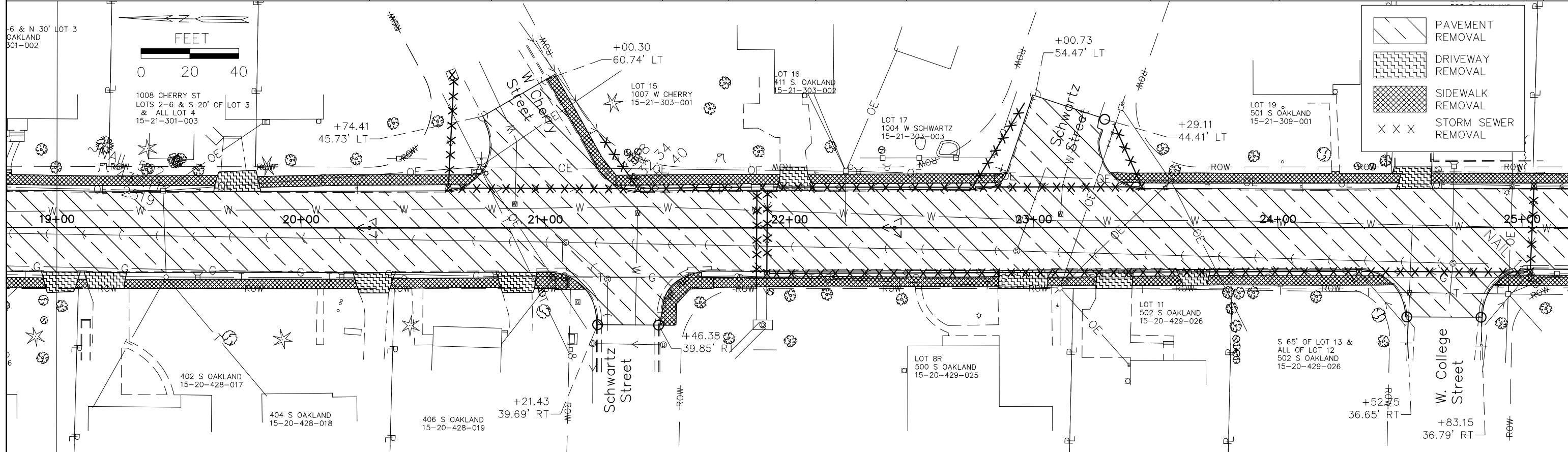
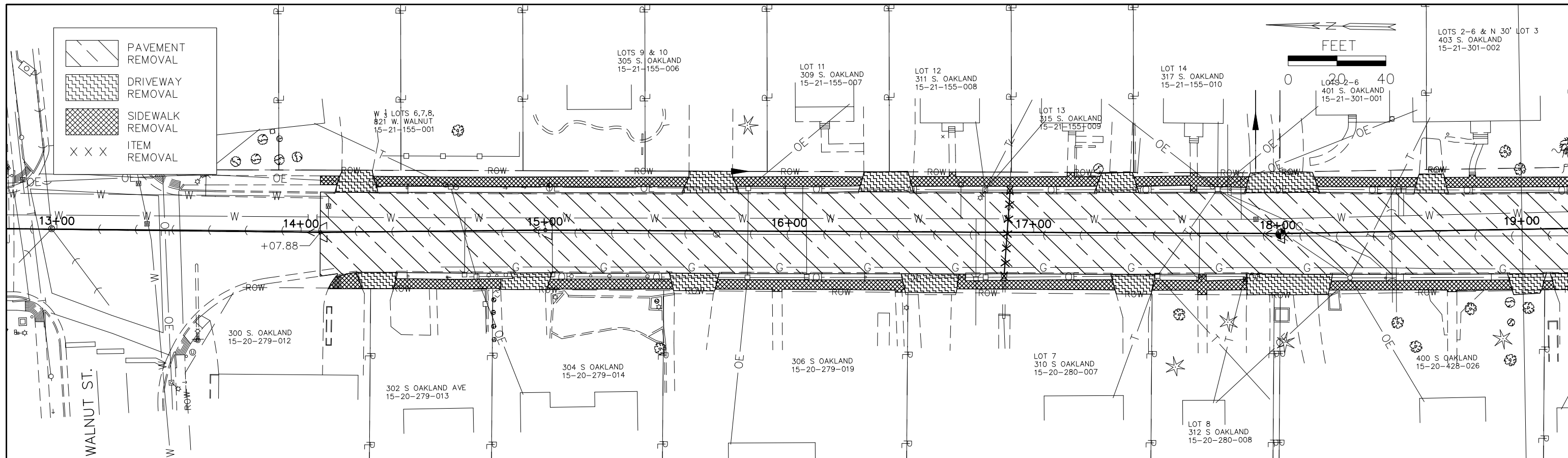
THE INLET MAY BE PRECAST OR MAY BE CAST IN PLACE. PRE-CAST INLETS SHALL HAVE MASTIC SELANT BETWEEN SECTIONS AS APPROVED BY THE ENGINEER. LIDS SHALL BE CAST SEPARATELY FROM INLET SECTIONS. THE DEPTH OF THE INLET SHALL BE VARIED TO FIT FIELD CONDITIONS.



⊙ TYPICAL INLET SPECIAL TYPE 1 AND TYPE 2 DETAIL  
NOT TO SCALE

DESIGNED BY: KJH	REVISION:	OAKLAND AVENUE RECONSTRUCTION	 Public Works Engineering 200 South Illinois Avenue Carbondale, IL 62901 (618) 457-3270	DETAILS	ROUTE	SECTION	COUNTY	TOTAL	SHEET #	
DRAWN BY:	REVISION:	WALNUT TO CHAUTAUQUA			FAU9719	14-00130-00-FP	JACKSON	75	16	
DATE: 06/2019	REVISION:	CARBONDALE, IL			JOB NO: C-99-522-15		FED PROJ: BN5K(220)			
JOB NO: ST0202	REVISION:				CITY OF CARBONDALE		CONTRACT NO: 99630			





DESIGNED BY: KJH	REVISION:
DRAWN BY: KJH	REVISION:
DATE: 06/2019	REVISION:
JOB NO: ST0202	REVISION:

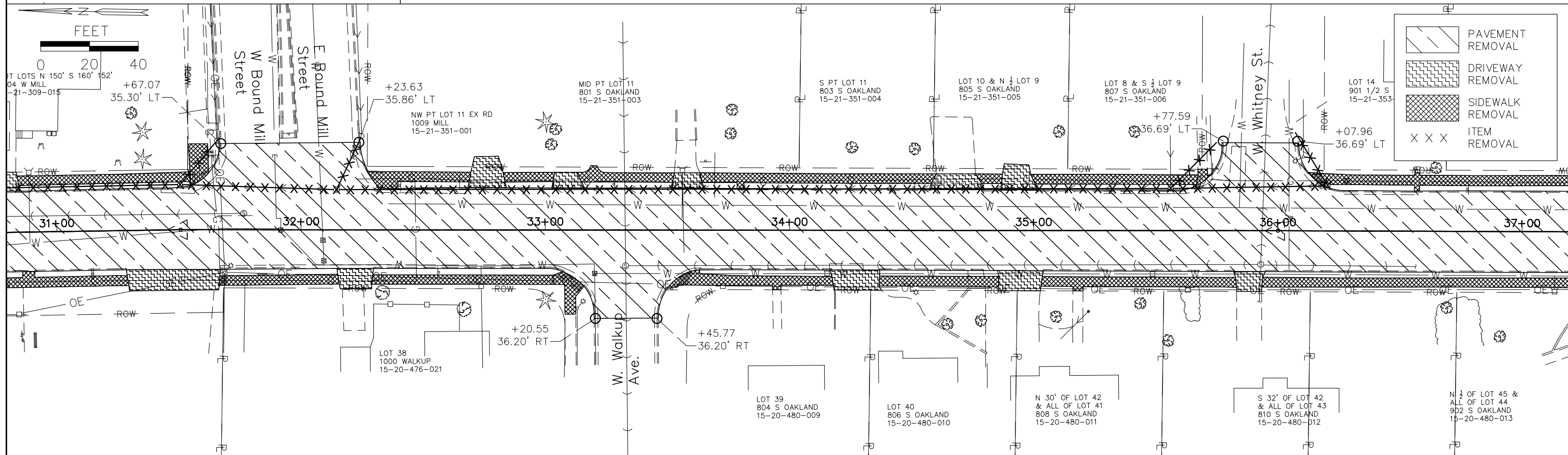
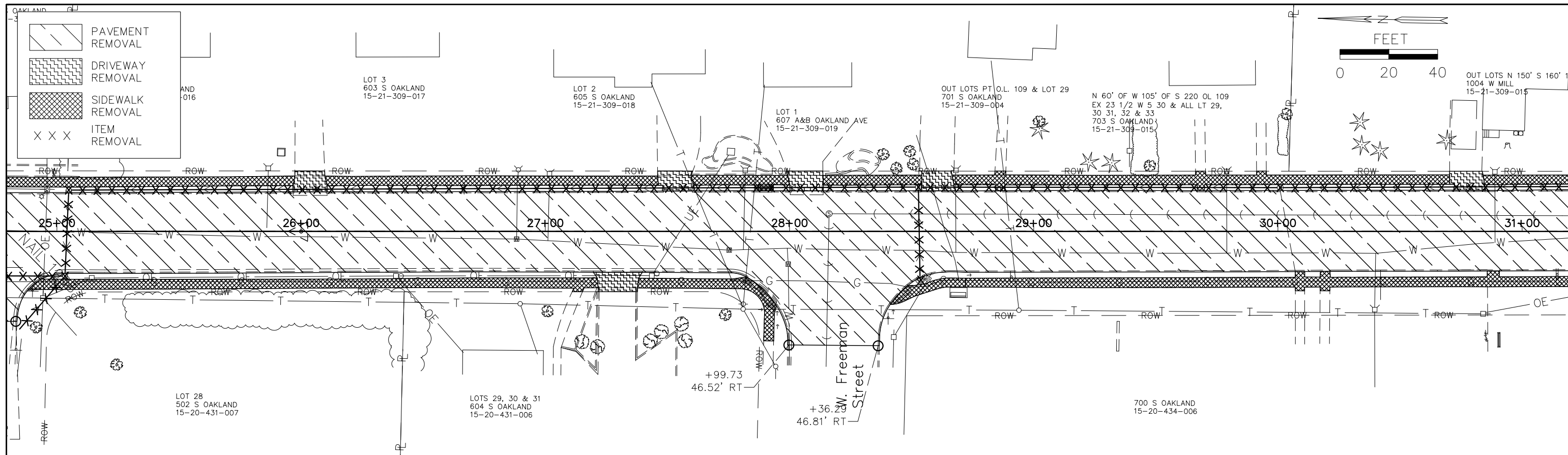
OAKLAND AVENUE RECONSTRUCTION  
 WALNUT TO CHAUTAUQUA  
 CARBONDALE, IL



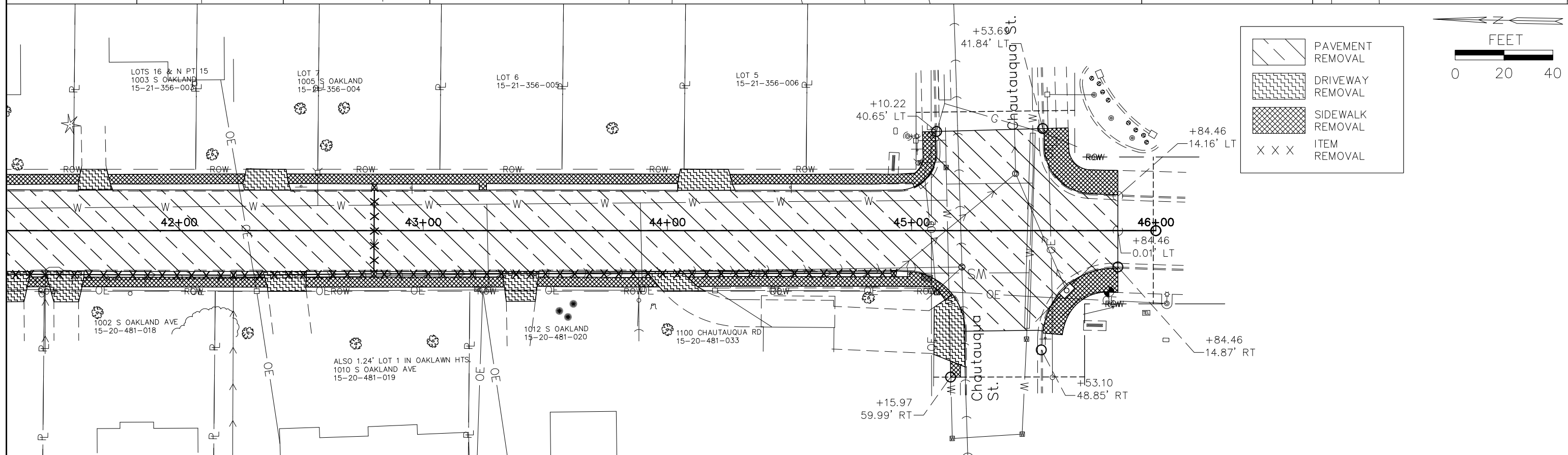
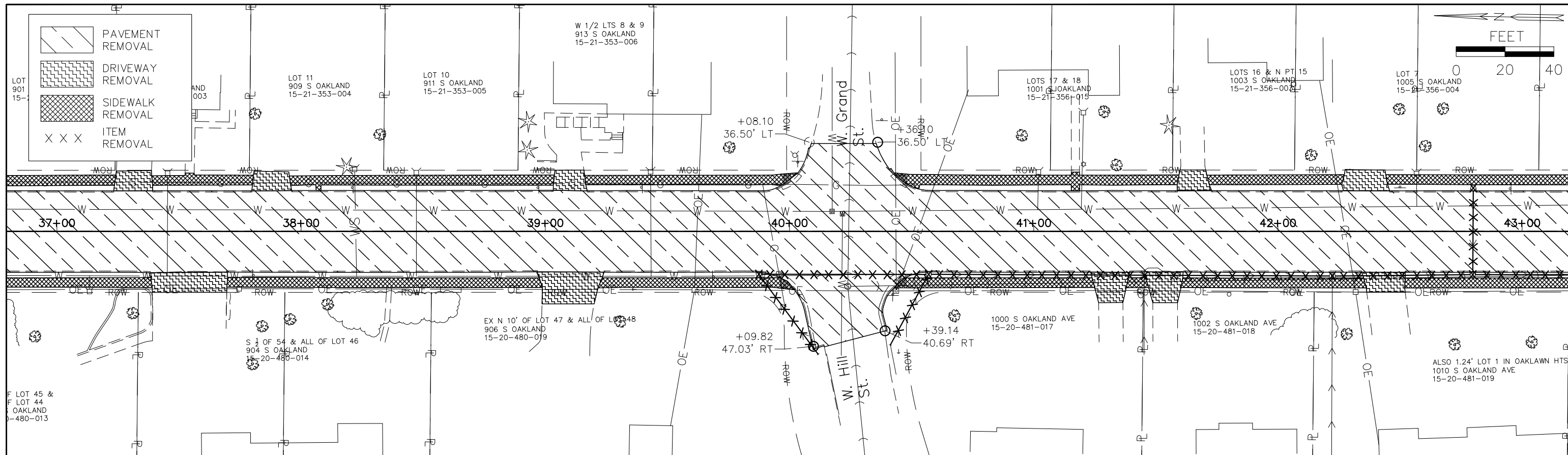
Public Works  
 Engineering  
 200 South Illinois Avenue  
 Carbondale, IL 62901  
 (618) 457-3270

ROUTE	SECTION	COUNTY	TOTAL	SHEET #
FAU9719	14-00130-00-FP	JACKSON	75	17
JOB NO: C-99-522-15		FED PROJ: BN5K(220)		
SCALE: 1" = 40'		CITY OF CARBONDALE		
STA. 14+07.88 TO STA. 25+00		CONTRACT NO: 99630		

ROUTE	SECTION	COUNTY	TOTAL	SHEET #
FAU9719	14-00130-00-FP	JACKSON	75	17
JOB NO: C-99-522-15		FED PROJ: BN5K(220)		
SCALE: 1" = 40'		CITY OF CARBONDALE		
STA. 14+07.88 TO STA. 25+00		CONTRACT NO: 99630		



DESIGNED BY: KJH	REVISION:	OAKLAND AVENUE RECONSTRUCTION WALNUT TO CHAUTAUQUA CARBONDALE, IL		Public Works Engineering 200 South Illinois Avenue Carbondale, IL 62901 (618) 457-3270	REMOVAL PLAN		ROUTE	SECTION	COUNTY	TOTAL	SHEET #
DRAWN BY: KJH	REVISION:				FAU9719	14-00130-00-FP	JACKSON	75	18		
DATE: 06/2019	REVISION:				JOB NO: C-99-522-15		FED PROJ: BN5K(220)				
JOB NO: ST0202	REVISION:				SCALE: 1" = 40'		STA. 25+00 TO STA. 37+00		CITY OF CARBONDALE		CONTRACT NO: 99630



DESIGNED BY: KJH	REVISION:
DRAWN BY: KJH	REVISION:
DATE: 06/2019	REVISION:
JOB NO: ST0202	REVISION:

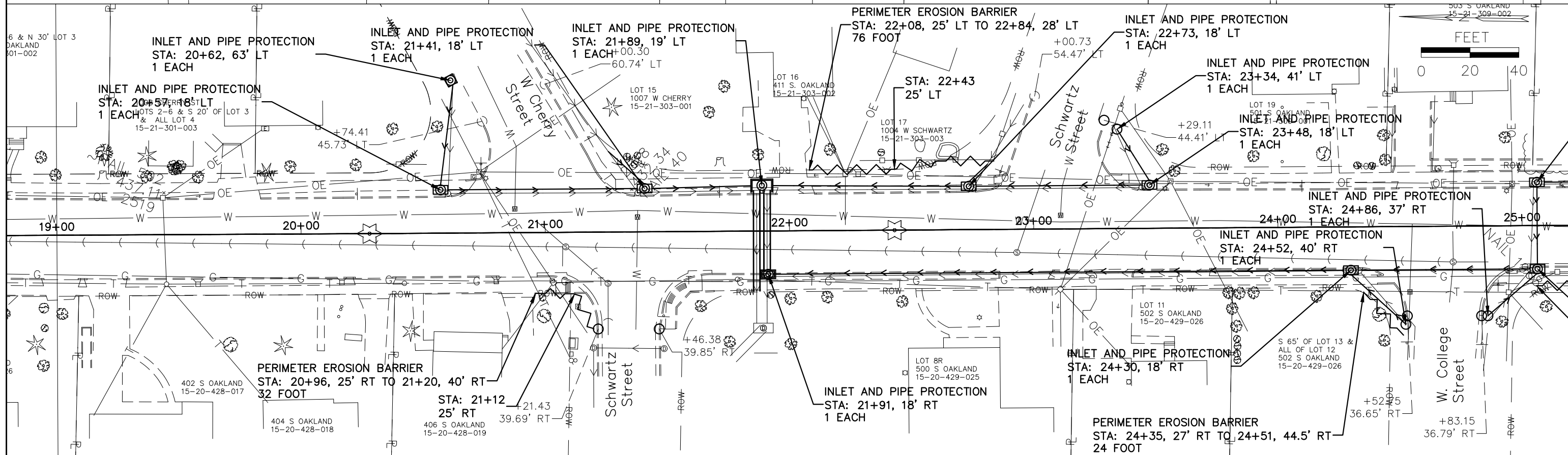
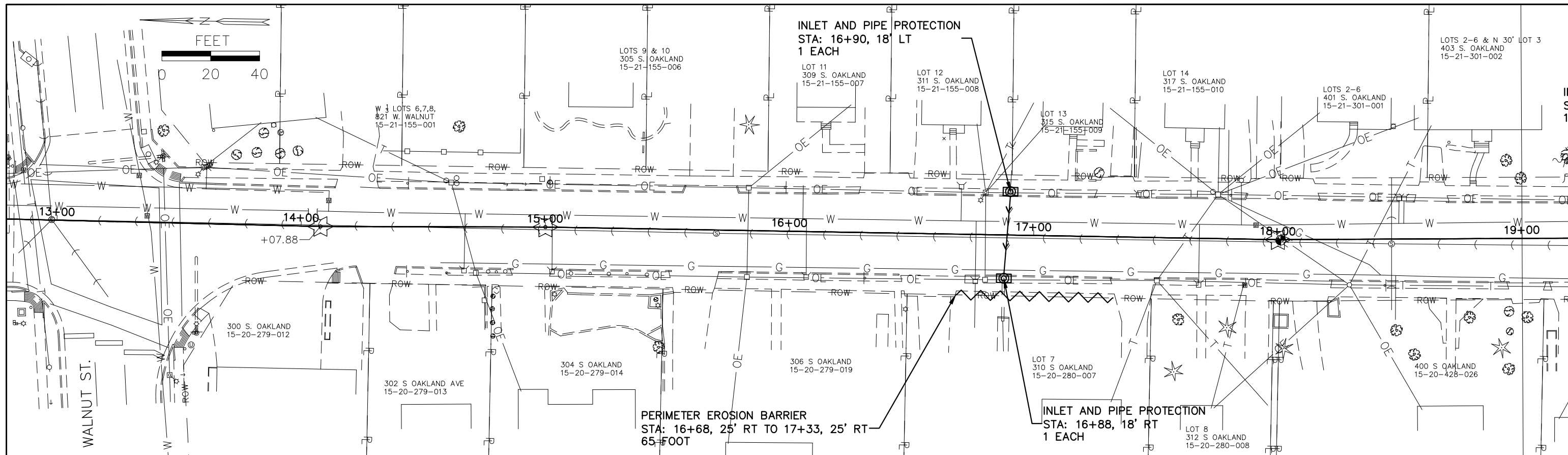
OAKLAND AVENUE RECONSTRUCTION  
 WALNUT TO CHAUTAUQUA  
 CARBONDALE, IL



Public Works  
 Engineering  
 200 South Illinois Avenue  
 Carbondale, IL 62901  
 (618) 457-3270

REMOVAL PLAN  
 SCALE: 1" = 40'  
 STA. 37+00 TO STA. 45+84.46

ROUTE	SECTION	COUNTY	TOTAL	SHEET #
FAU9719	14-00130-00-FP	JACKSON	75	19
JOB NO: C-99-522-15		FED PROJ: BN5K(220)		
CITY OF CARBONDALE		CONTRACT NO: 99630		



DESIGNED BY: KJH	REVISION:
DRAWN BY: KJH	REVISION:
DATE: 06/2019	REVISION:
JOB NO: ST0202	REVISION:

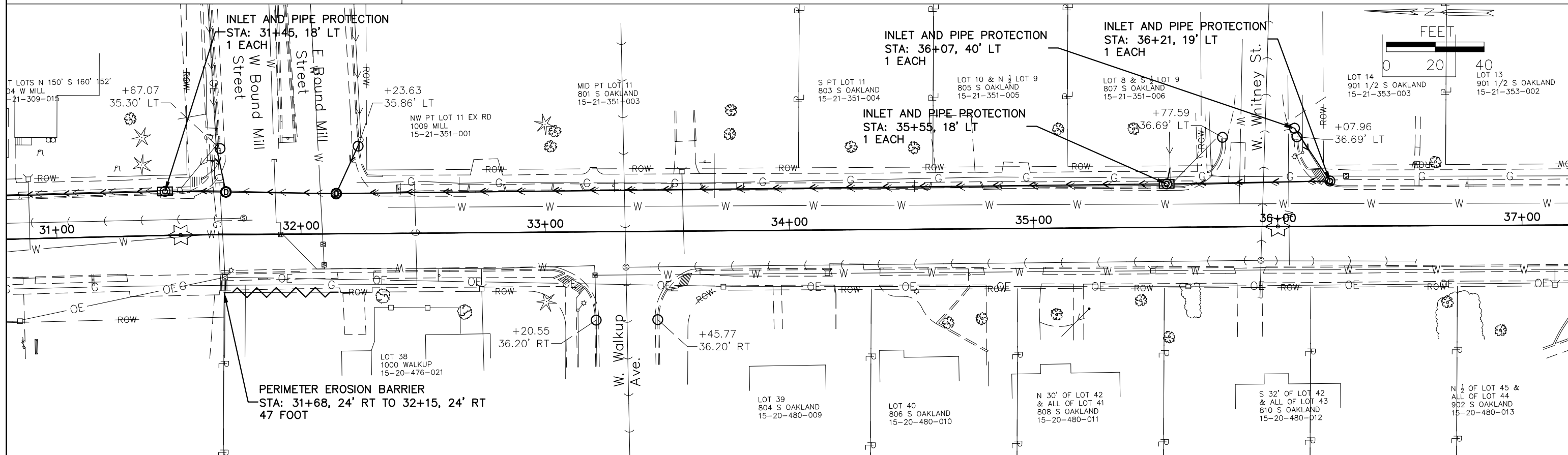
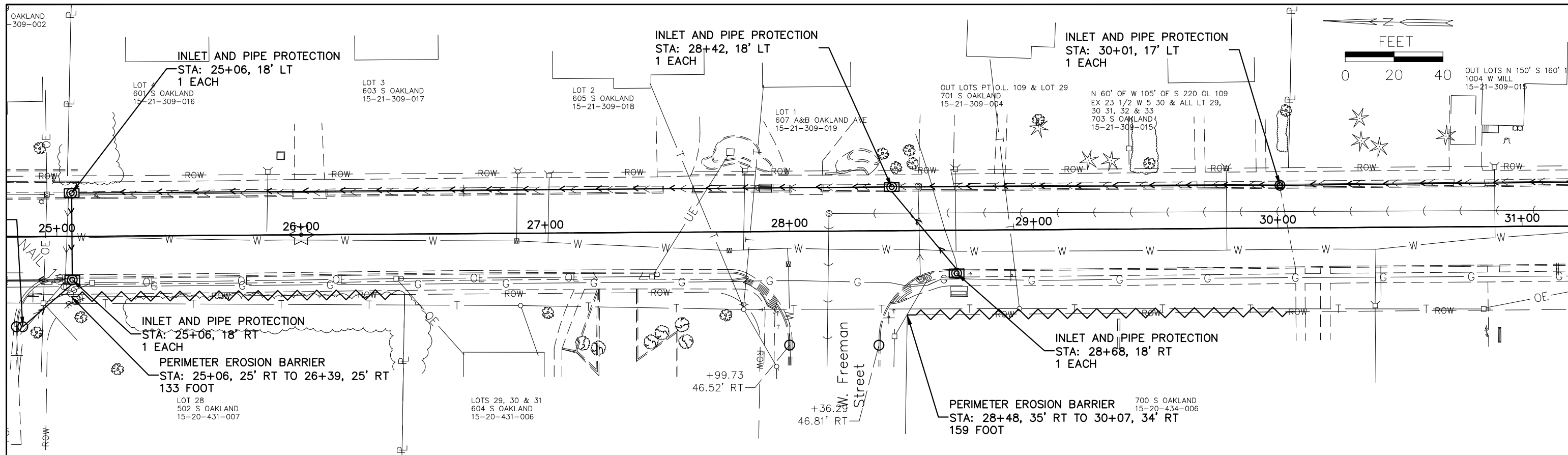
OAKLAND AVENUE RECONSTRUCTION  
 WALNUT TO CHAUTAUQUA  
 CARBONDALE, IL



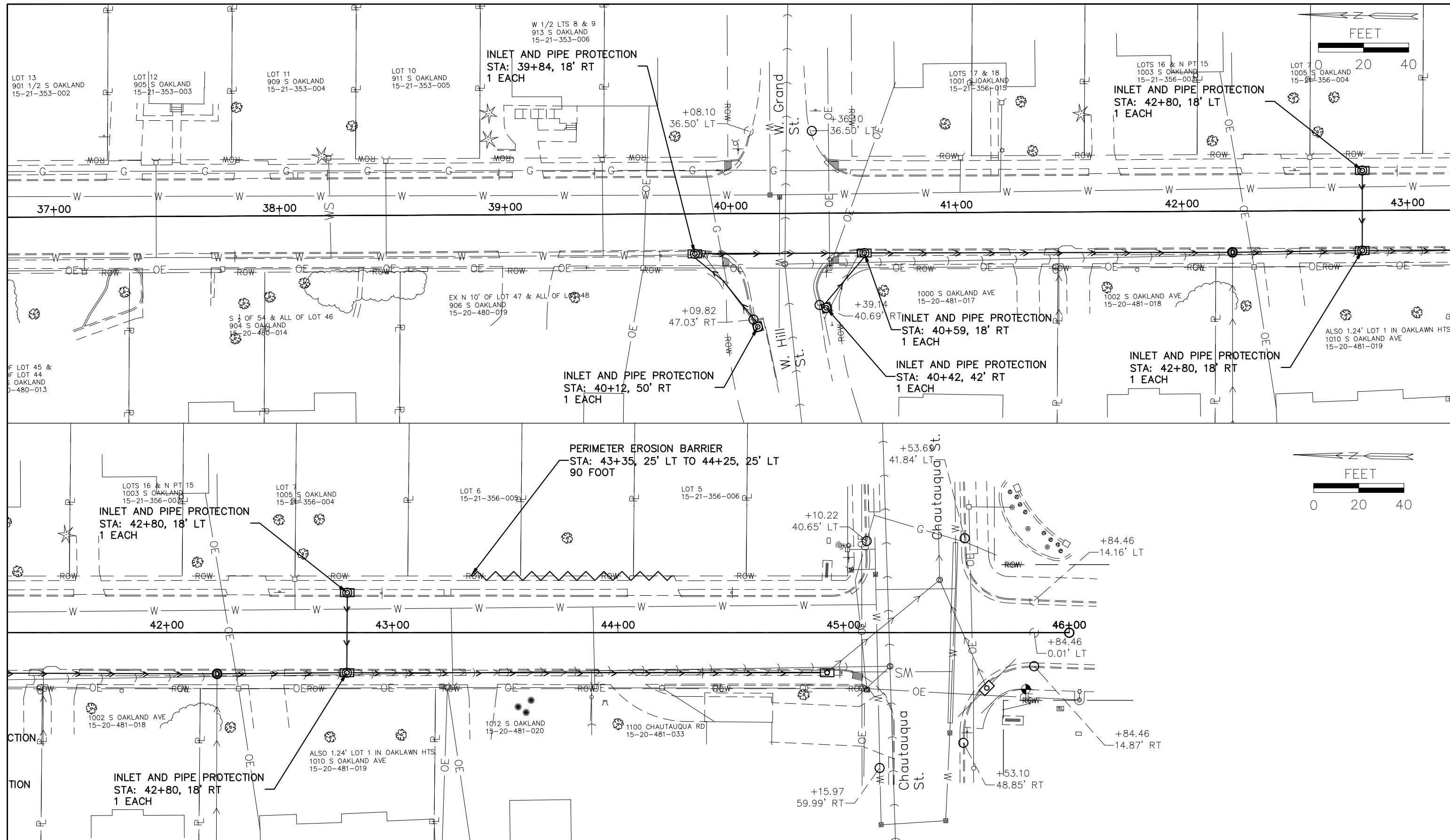
Public Works  
 Engineering  
 200 South Illinois Avenue  
 Carbondale, IL 62901  
 (618) 457-3270

EROSION CONTROL PLAN	
SCALE: 1" = 40'	STA. 14+07 TO STA. 25+00

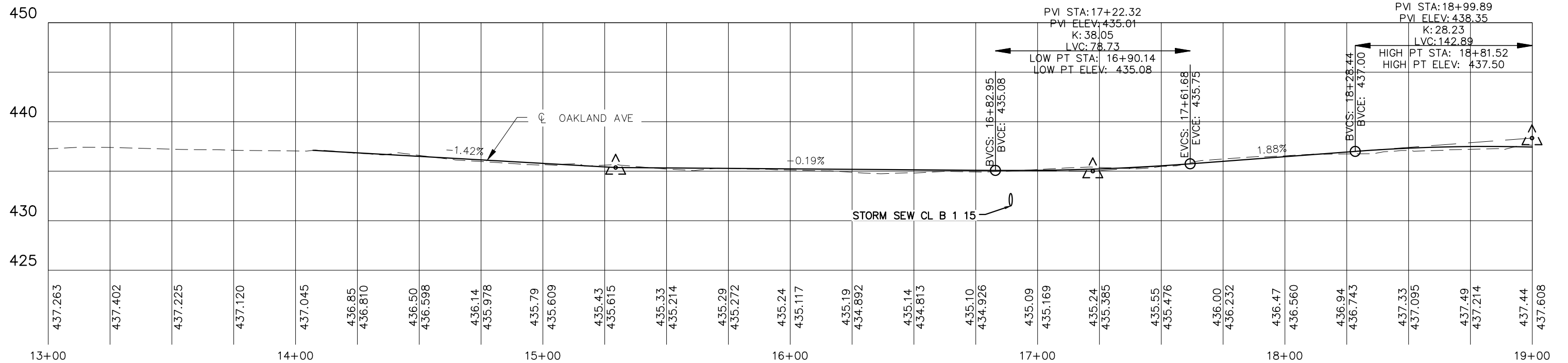
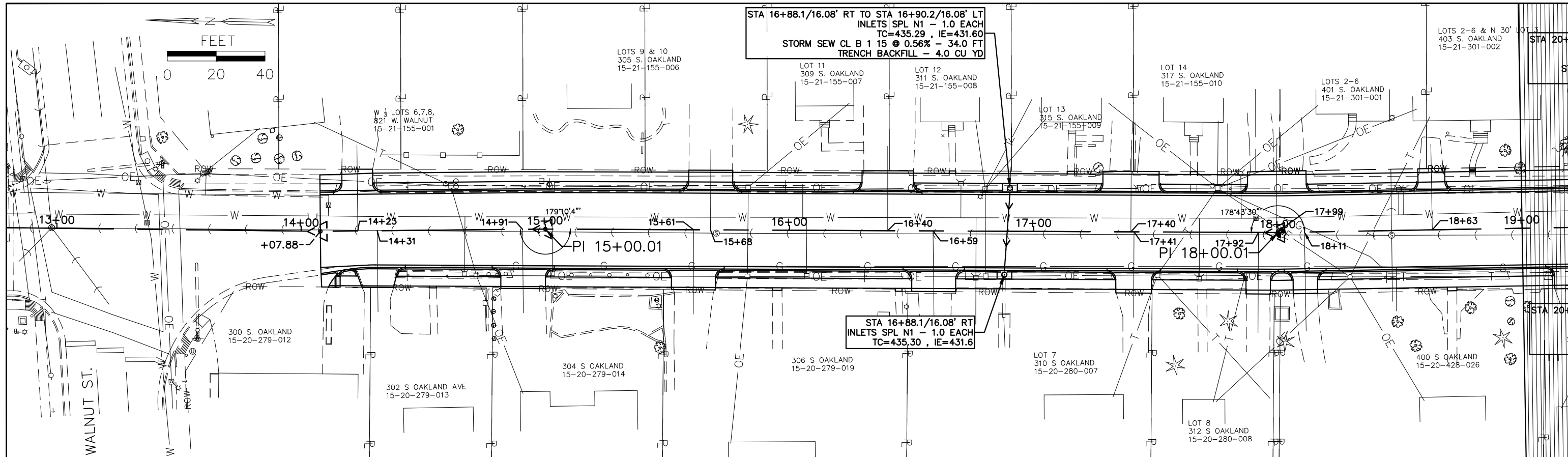
ROUTE	SECTION	COUNTY	TOTAL	SHEET #
FAU9719	14-00130-00-FP	JACKSON	75	20
JOB NO: C-99-522-15		FED PROJ: BN5K(220)		
CITY OF CARBONDALE		CONTRACT NO: 99630		



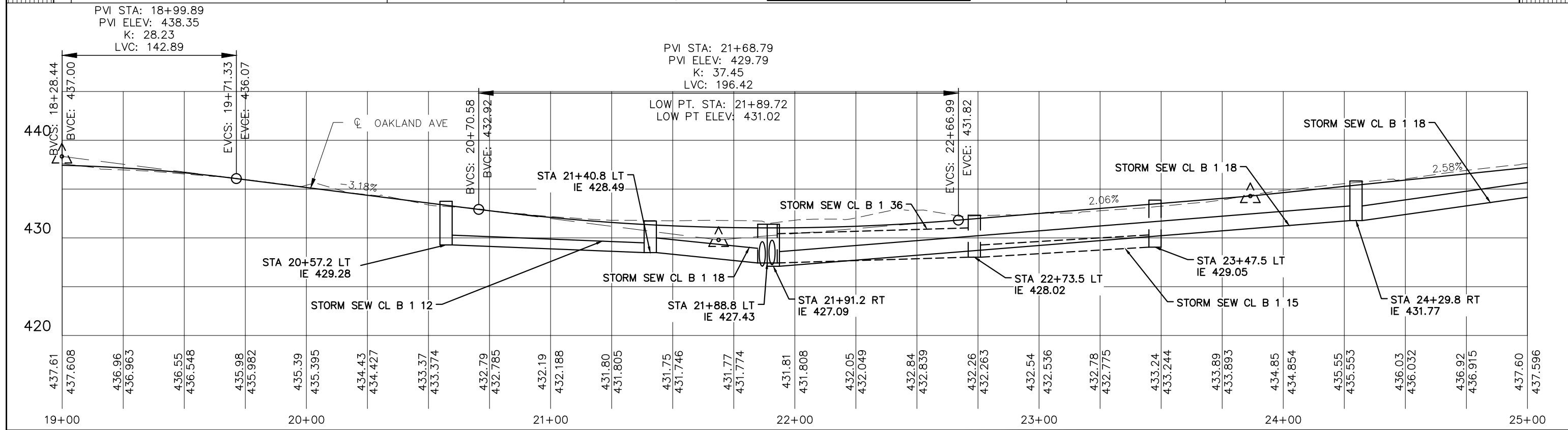
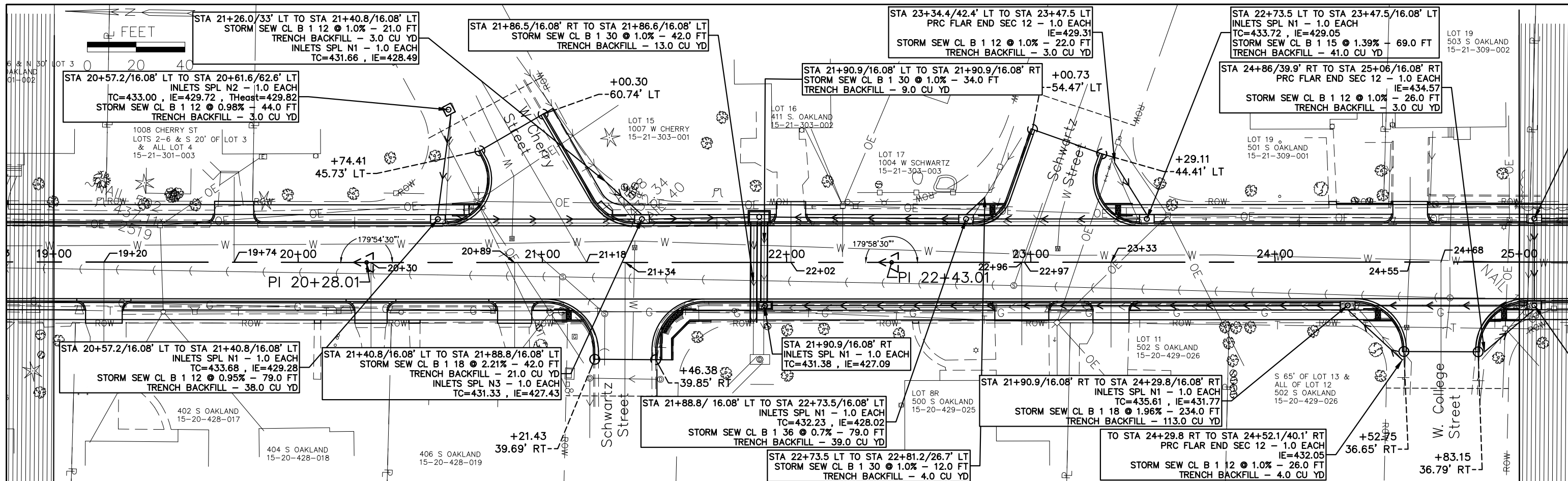
DESIGNED BY: KJH	REVISION:	OAKLAND AVENUE RECONSTRUCTION WALNUT TO CHAUTAUQUA CARBONDALE, IL		Public Works Engineering 200 South Illinois Avenue Carbondale, IL 62901 (618) 457-3270	EROSION CONTROL PLAN		ROUTE	SECTION	COUNTY	TOTAL	SHEET #
DRAWN BY: KJH	REVISION:				FAU9719	14-00130-00-FP	JACKSON	75	21		
DATE: 06/2019	REVISION:				JOB NO: C-99-522-15		FED PROJ: BN5K(220)				
JOB NO: ST0202	REVISION:				CITY OF CARBONDALE		CONTRACT NO: 99630				
					SCALE: 1" = 40'	STA. 25+00 TO STA. 37+00					



DESIGNED BY: KJH	REVISION:	OAKLAND AVENUE RECONSTRUCTION WALNUT TO CHAUTAUQUA CARBONDALE, IL		Public Works Engineering 200 South Illinois Avenue Carbondale, IL 62901 (618) 457-3270	EROSION CONTROL PLAN		ROUTE	SECTION	COUNTY	TOTAL	SHEET #
DRAWN BY: KJH	REVISION:				FAU9719	14-00130-00-FP	JACKSON	75	22		
DATE: 06/2019	REVISION:				JOB NO: C-99-522-15		FED PROJ: BN5K(220)				
JOB NO: ST0202	REVISION:				CITY OF CARBONDALE		CONTRACT NO: 99630				
					SCALE: 1" = 40'	STA. 37+00 TO STA. 45+84.46					



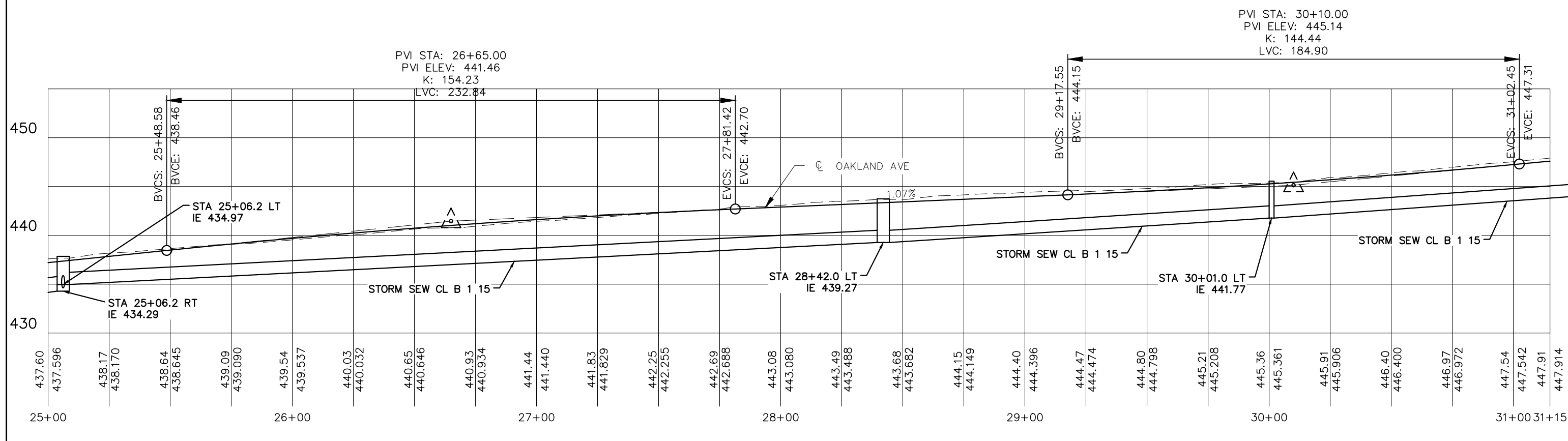
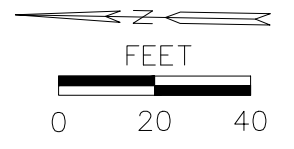
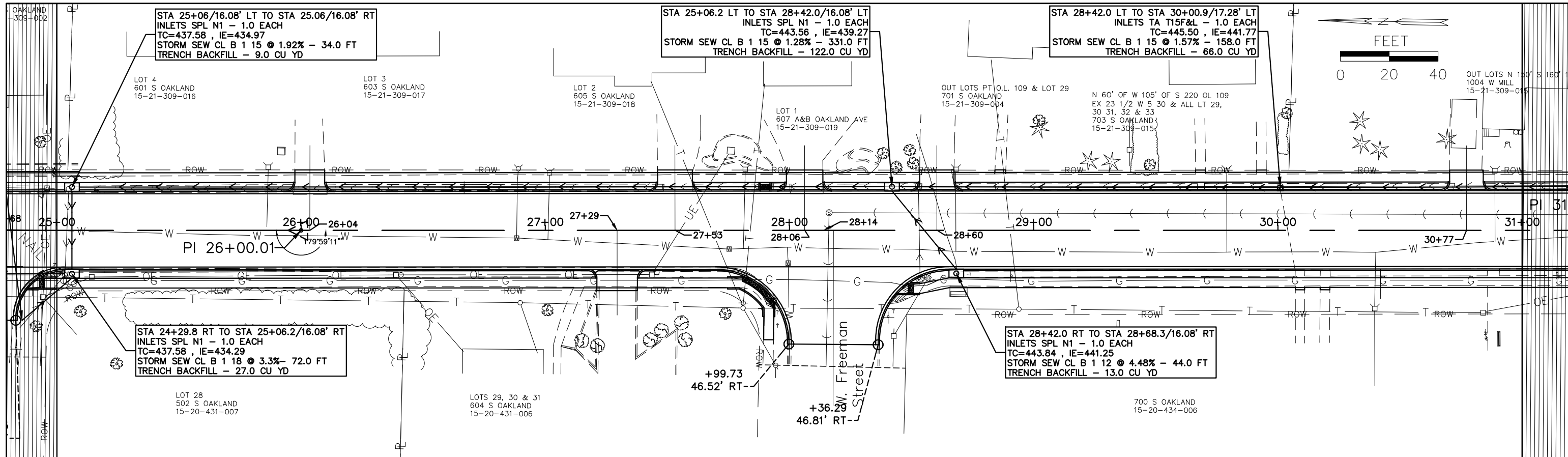
DESIGNED BY: KJH	REVISION:	OAKLAND AVENUE RECONSTRUCTION WALNUT TO CHAUTAUQUA CARBONDALE, IL		Public Works Engineering 200 South Illinois Avenue Carbondale, IL 62901 (618) 457-3270	PLAN AND PROFILE		ROUTE	SECTION	COUNTY	TOTAL	SHEET #
DRAWN BY: KJH	REVISION:				FAU9719	14-00130-00-FP	JACKSON	75	23		
DATE: 06/2019	REVISION:				JOB NO: C-99-522-15		FED PROJ: BN5K(220)				
JOB NO: ST0202	REVISION:				CITY OF CARBONDALE		CONTRACT NO: 99630				
					SCALE: 1" = 40'	STA. 14+07.88 TO STA. 19+00					



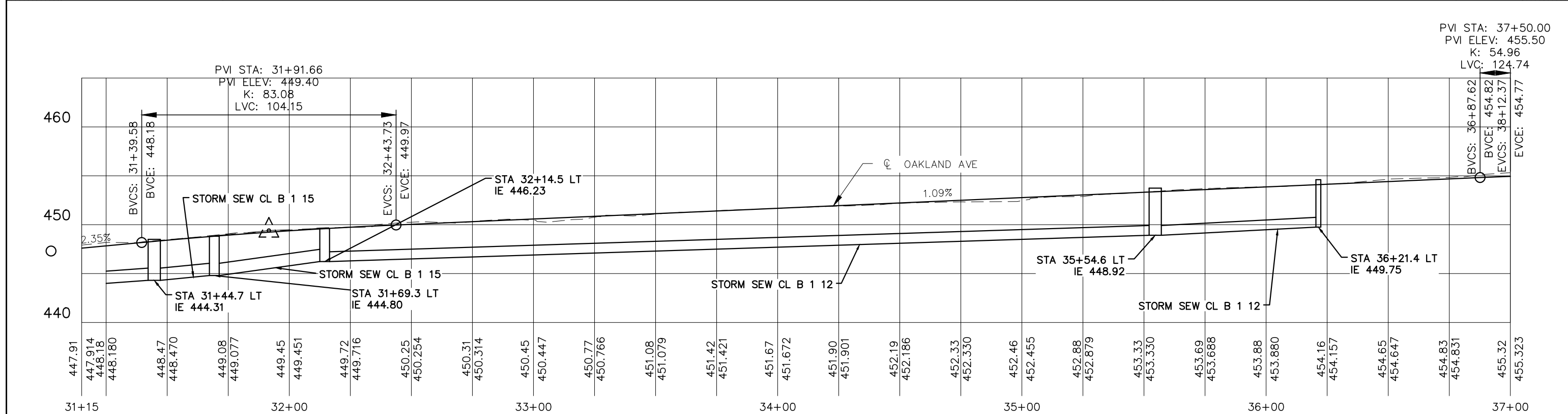
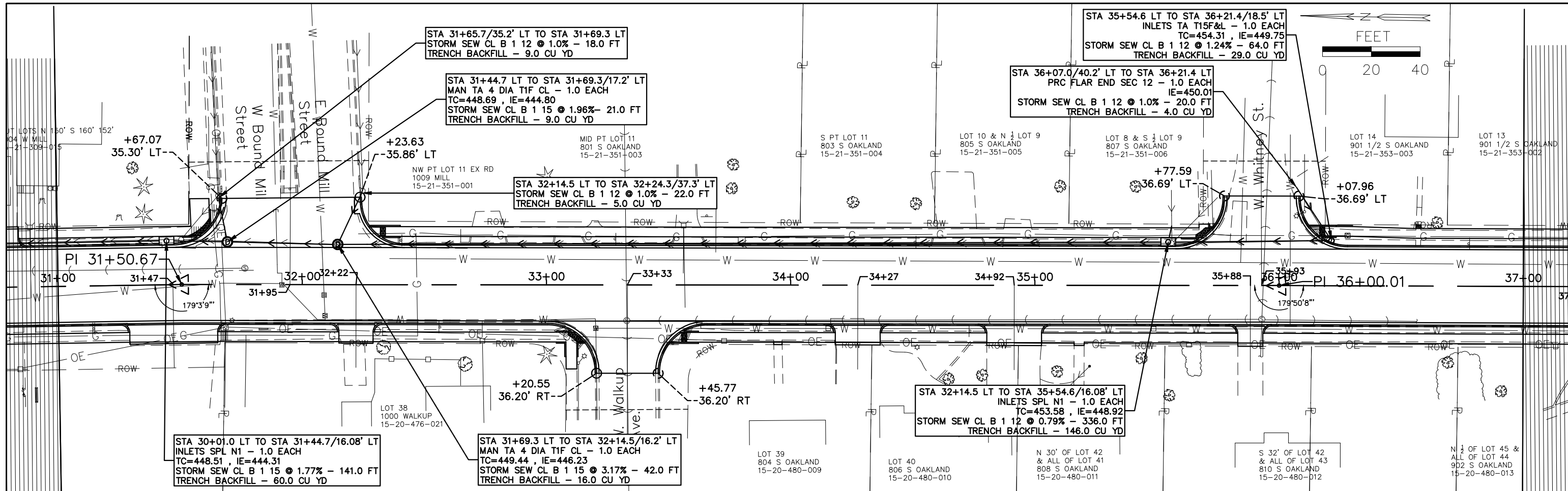
DESIGNED BY: KJH	REVISION:	OAKLAND AVENUE RECONSTRUCTION WALNUT TO CHAUTAUQUA CARBONDALE, IL		Public Works Engineering 200 South Illinois Avenue Carbondale, IL 62901 (618) 457-3270	ROUTE	SECTION	COUNTY	TOTAL	SHEET #
DRAWN BY: KJH	REVISION:				FAU9719	14-00130-00-FP	JACKSON	75	24
DATE: 06/2019	REVISION:				JOB NO: C-99-522-15	FED PROJ: BNSK(220)			
JOB NO: ST0202	REVISION:				CITY OF CARBONDALE	CONTRACT NO: 99630			

PLAN AND PROFILE  
SCALE: 1" = 40'  
STA. 19+00 TO STA. 25+00

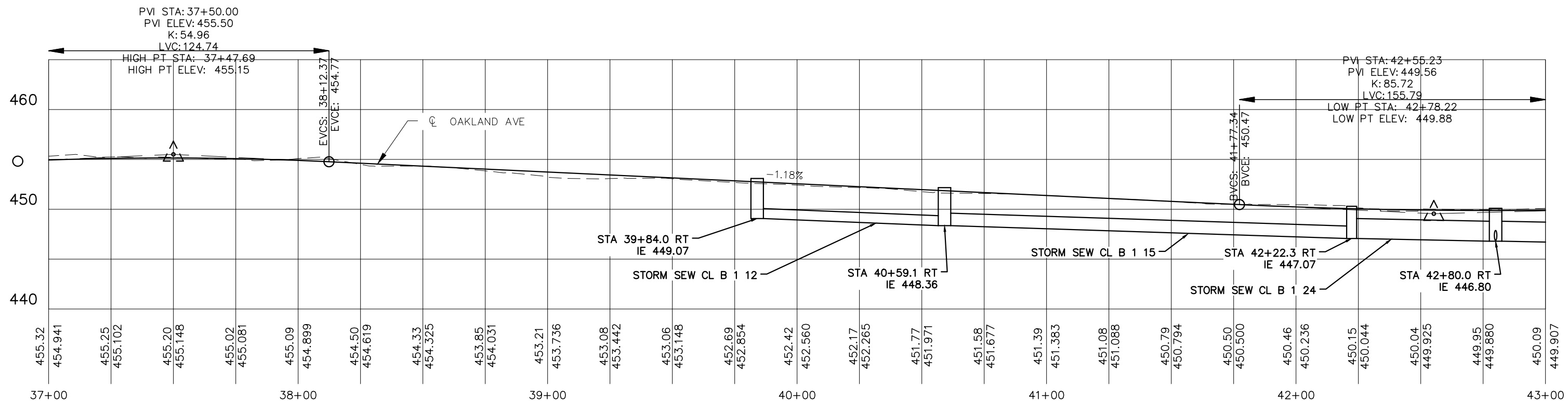
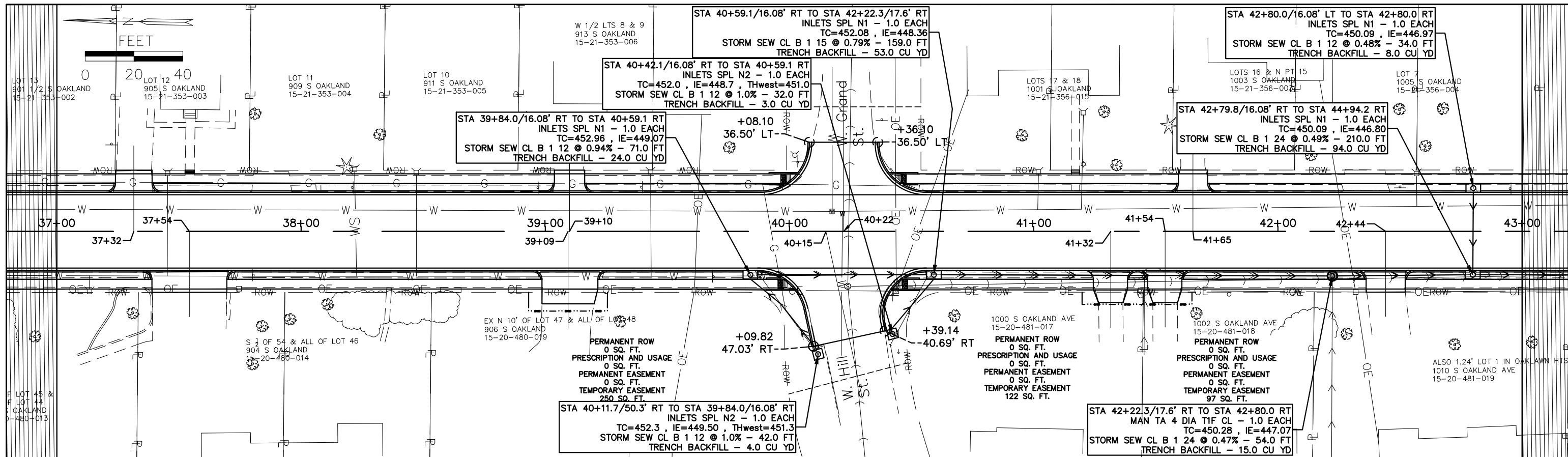




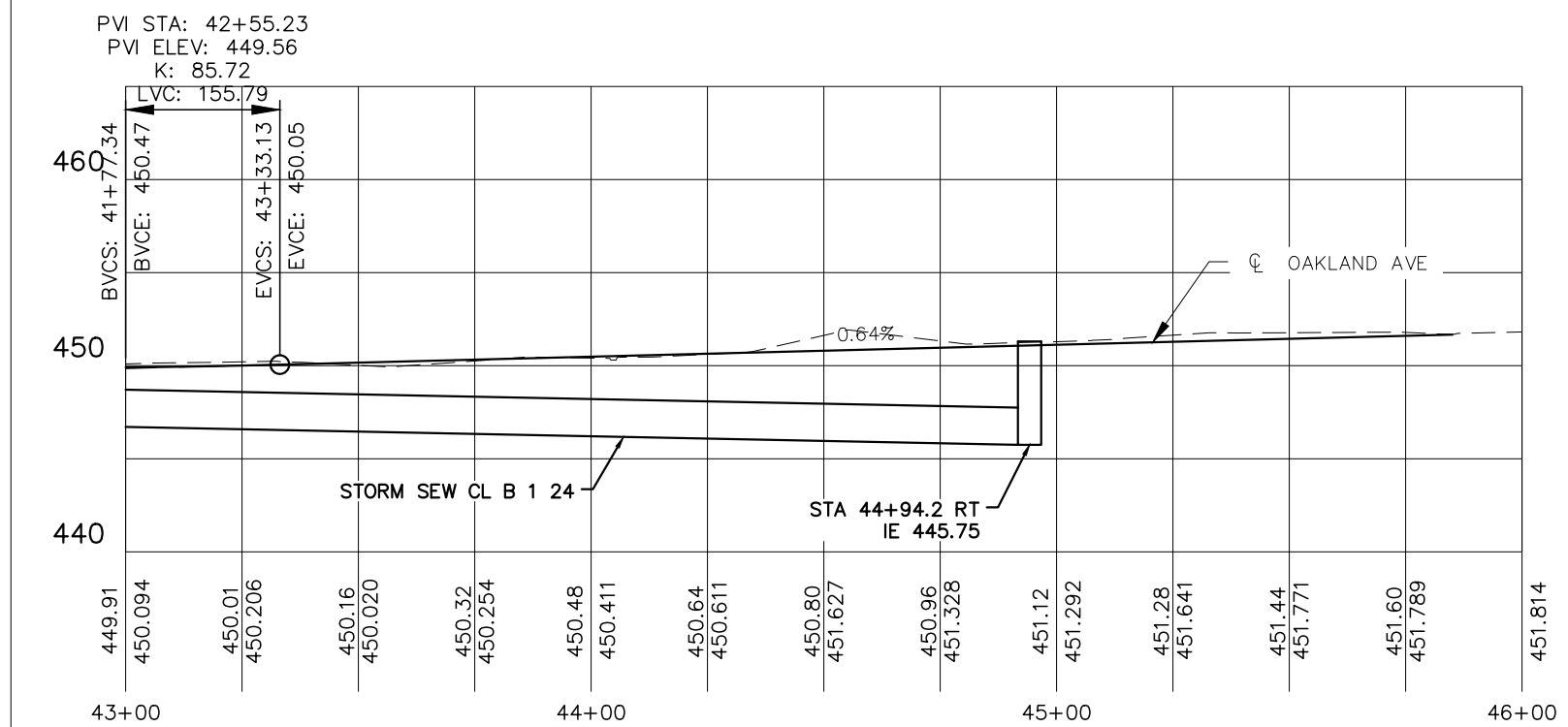
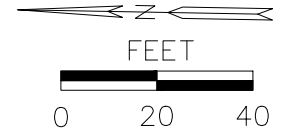
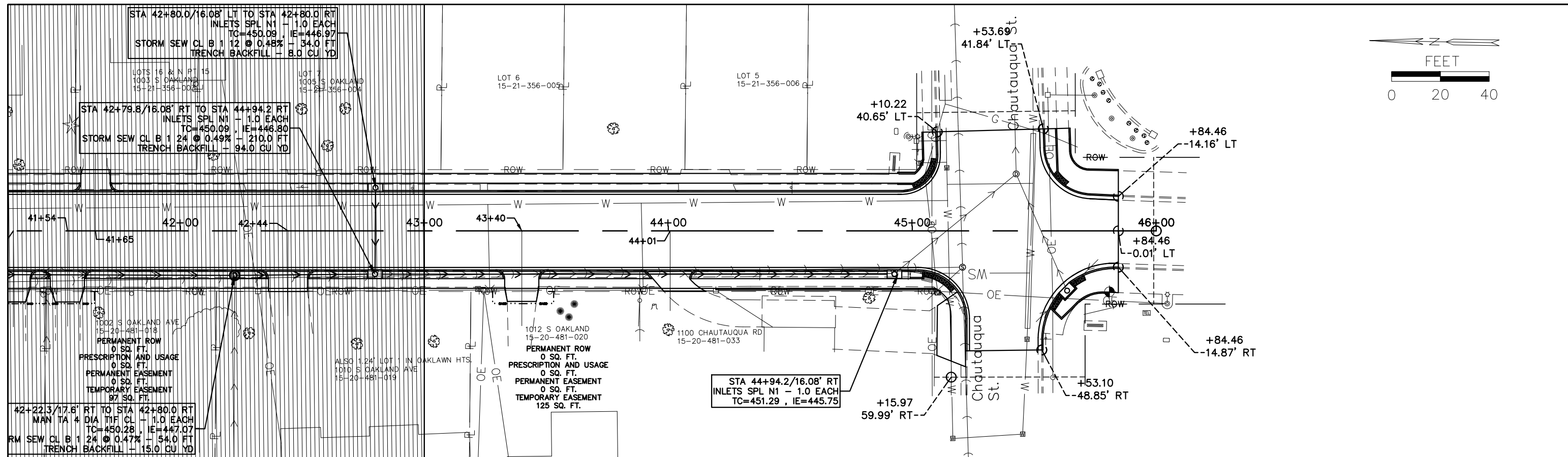
DESIGNED BY: KJH	REVISION:	OAKLAND AVENUE RECONSTRUCTION WALNUT TO CHAUTAUQUA CARBONDALE, IL		Public Works Engineering 200 South Illinois Avenue Carbondale, IL 62901 (618) 457-3270	PLAN AND PROFILE				
DRAWN BY: KJH	REVISION:				ROUTE	SECTION	COUNTY	TOTAL	SHEET #
DATE: 06/2019	REVISION:				FAU9719	14-00130-00-FP	JACKSON	75	25
JOB NO: ST0202	REVISION:				JOB NO: C-99-522-15		FED PROJ: BN5K(220)		
SCALE: 1" = 40'					STA. 25+00 TO STA. 31+00		CITY OF CARBONDALE		CONTRACT NO: 99630



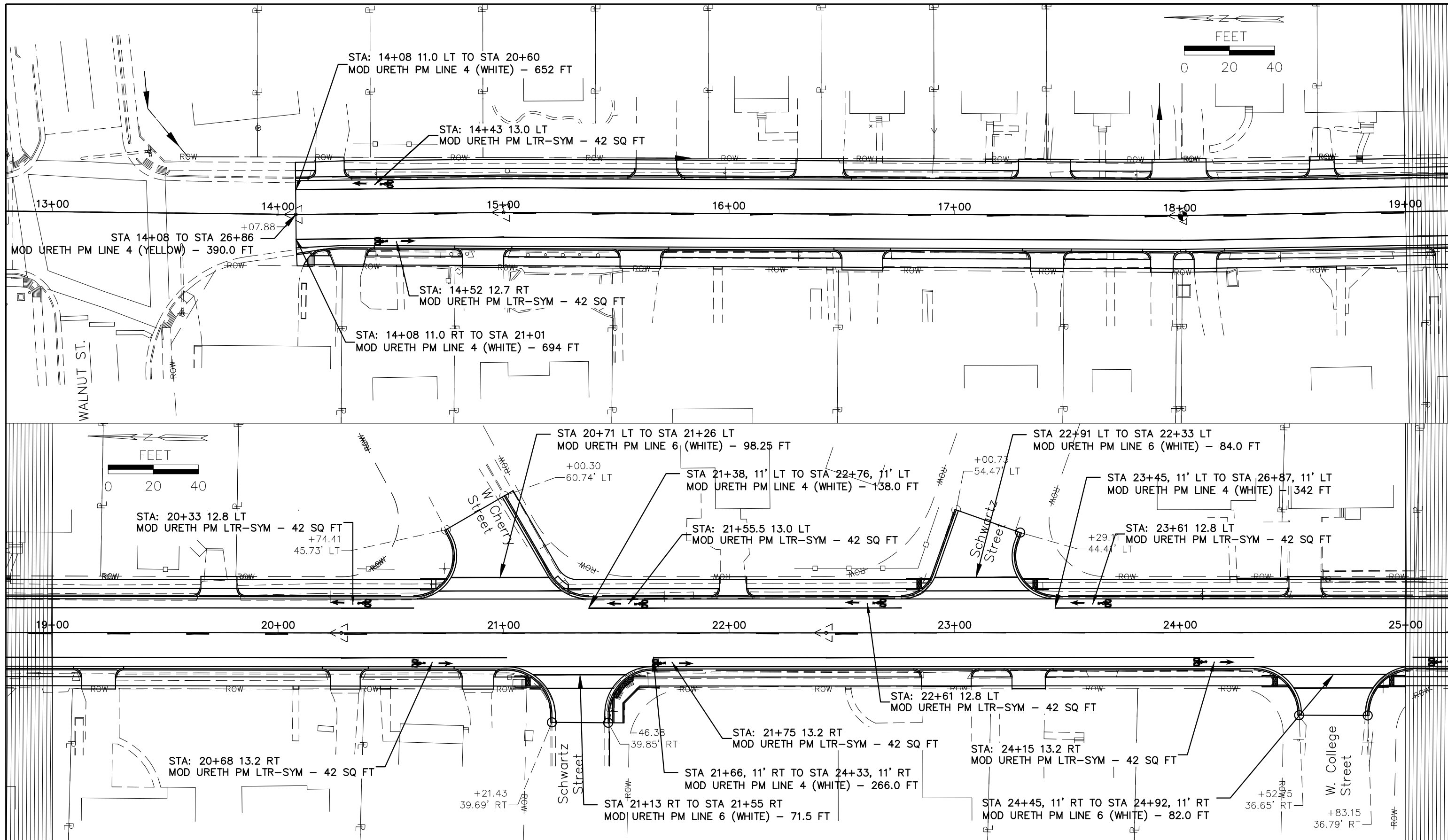
DESIGNED BY: KJH	REVISION:	OAKLAND AVENUE RECONSTRUCTION WALNUT TO CHAUTAUQUA CARBONDALE, IL		Public Works Engineering 200 South Illinois Avenue Carbondale, IL 62901 (618) 457-3270	PLAN AND PROFILE	ROUTE	SECTION	COUNTY	TOTAL	SHEET #
DRAWN BY: KJH	REVISION:					FAU9719	14-00130-00-FP	JACKSON	75	26
DATE: 06/2019	REVISION:					JOB NO: C-99-522-15		FED PROJ: BN5K(220)		
JOB NO: ST0202	REVISION:					CITY OF CARBONDALE		CONTRACT NO: 99630		



DESIGNED BY: KJH	REVISION:	OAKLAND AVENUE RECONSTRUCTION WALNUT TO CHAUTAUQUA CARBONDALE, IL		Public Works Engineering 200 South Illinois Avenue Carbondale, IL 62901 (618) 457-3270	PLAN AND PROFILE		ROUTE	SECTION	COUNTY	TOTAL	SHEET #
DRAWN BY: KJH	REVISION:				FAU9719	14-00130-00-FP	JACKSON	75	27		
DATE: 06/2019	REVISION:				JOB NO: C-99-522-15		FED PROJ: BNSK(220)				
JOB NO: ST0202	REVISION:				SCALE: 1" = 40'		CITY OF CARBONDALE CONTRACT NO: 99630				



DESIGNED BY: KJH	REVISION:	OAKLAND AVENUE RECONSTRUCTION WALNUT TO CHAUTAUQUA CARBONDALE, IL		Public Works Engineering 200 South Illinois Avenue Carbondale, IL 62901 (618) 457-3270	PLAN AND PROFILE		ROUTE	SECTION	COUNTY	TOTAL	SHEET #
DRAWN BY: KJH	REVISION:				FAU9719	14-00130-00-FP	JACKSON	75	28		
DATE: 06/2019	REVISION:				JOB NO: C-99-522-15	FED PROJ: BN5K(220)					
JOB NO: ST0202	REVISION:				CITY OF CARBONDALE		CONTRACT NO: 99630				
					SCALE: 1" = 40'	STA. 43+00 TO STA. 45+84.46					



DESIGNED BY: KJH	REVISION:
DRAWN BY:	REVISION:
DATE: 06/2019	REVISION:
JOB NO: ST0202	REVISION:

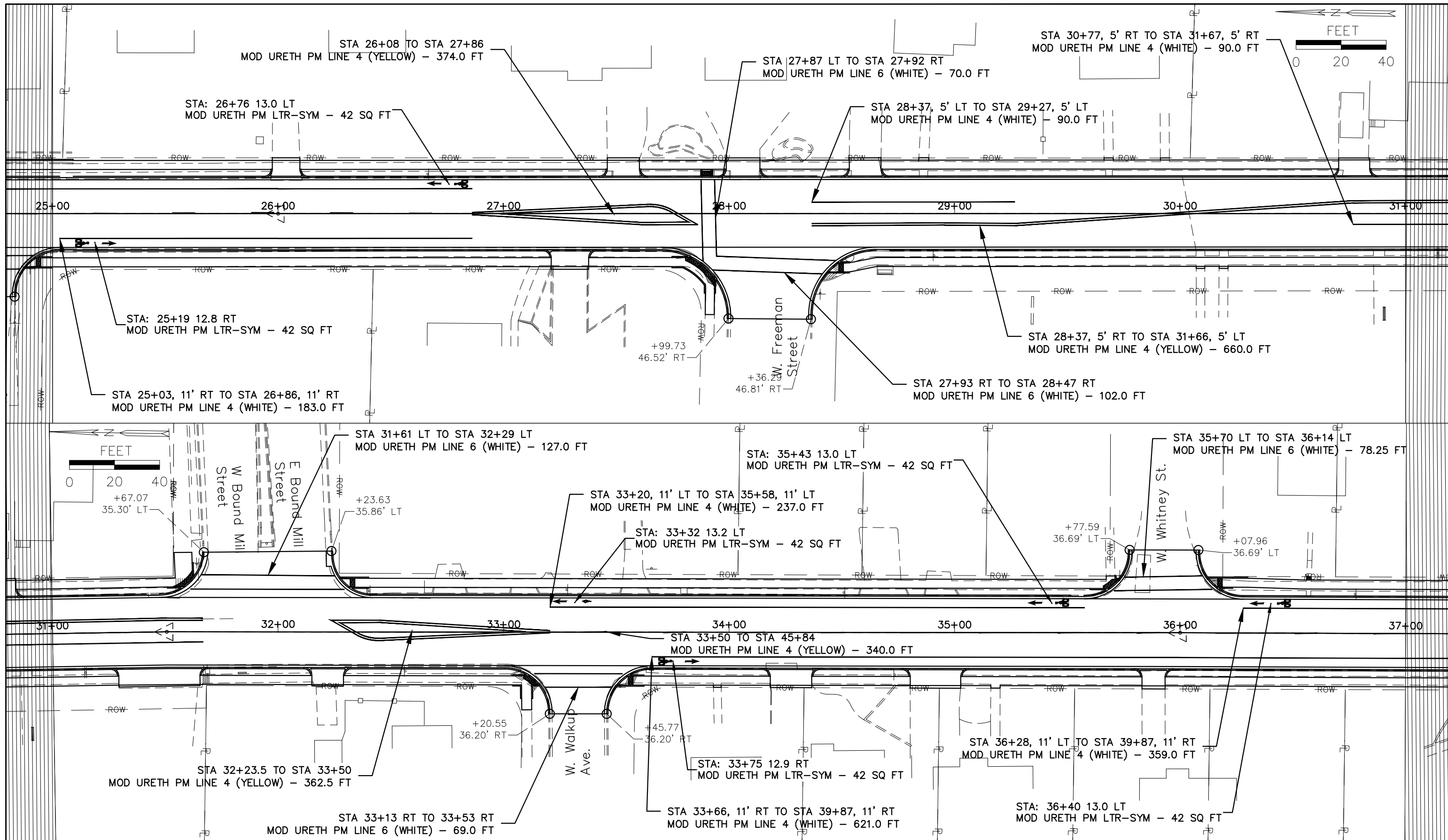
OAKLAND AVENUE RECONSTRUCTION  
 WALNUT TO CHAUTAUQUA  
 CARBONDALE, IL



Public Works  
 Engineering  
 200 South Illinois Avenue  
 Carbondale, IL 62901  
 (618) 457-3270

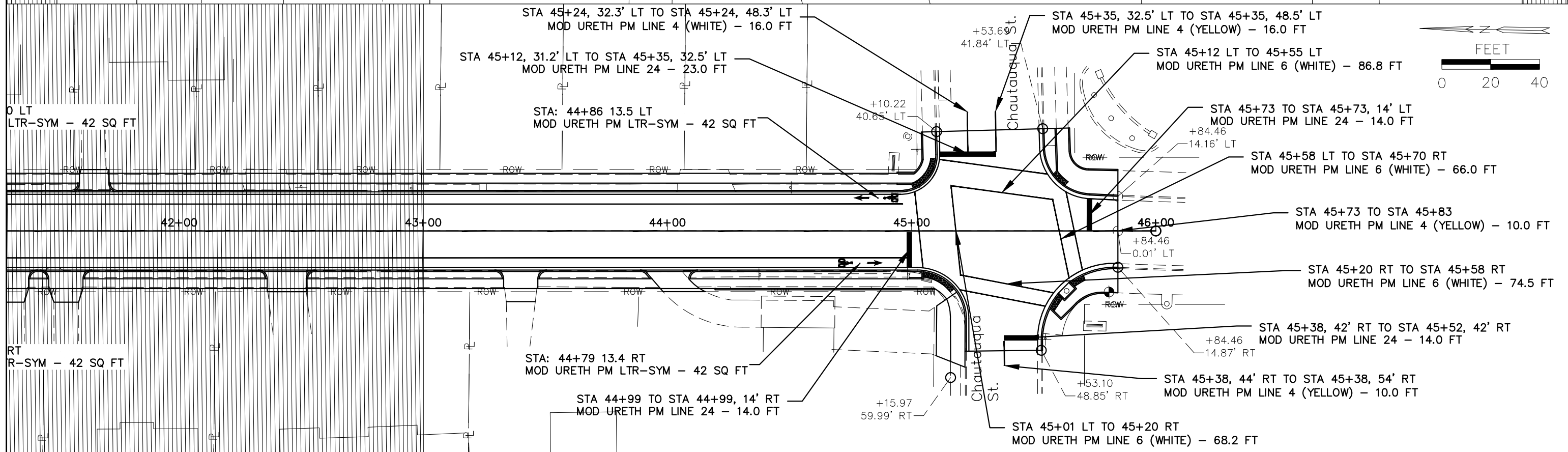
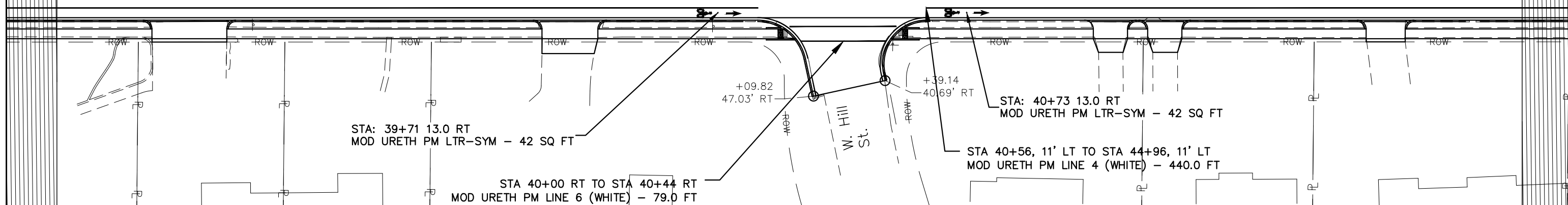
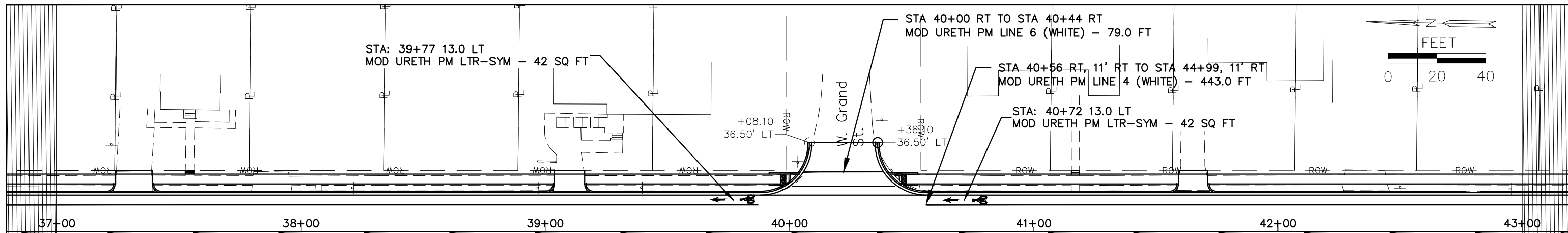
ROAD STRIPING PLAN  
 SCALE: 1" = 40'  
 STA. 14+07.89 TO STA. 25+00

ROUTE	SECTION	COUNTY	TOTAL	SHEET #
FAU9719	14-00130-00-FP	JACKSON	75	29
JOB NO: C-99-522-15		FED PROJ: BN5K(220)		
CITY OF CARBONDALE		CONTRACT NO: 99630		

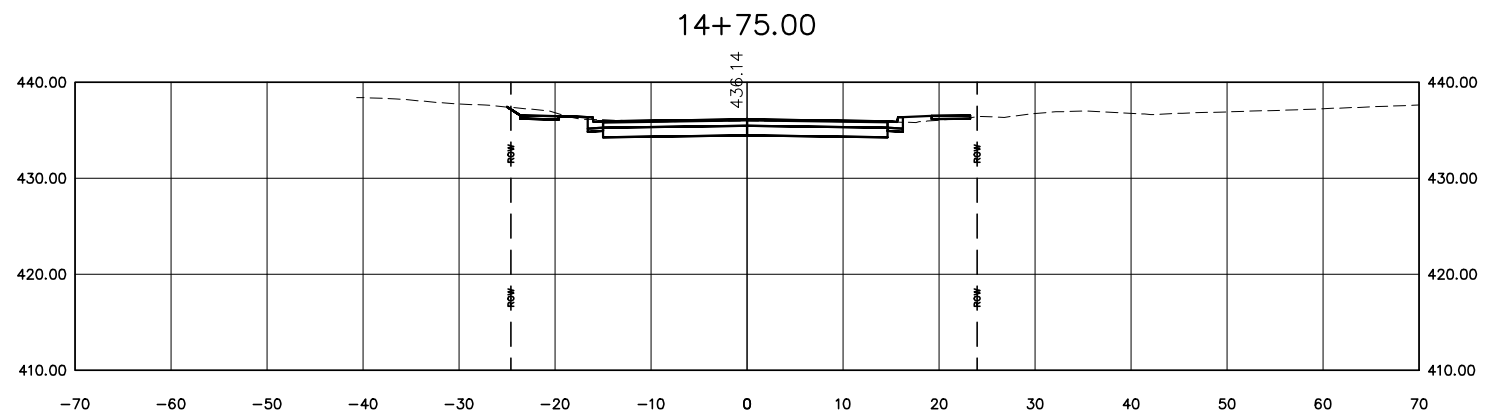
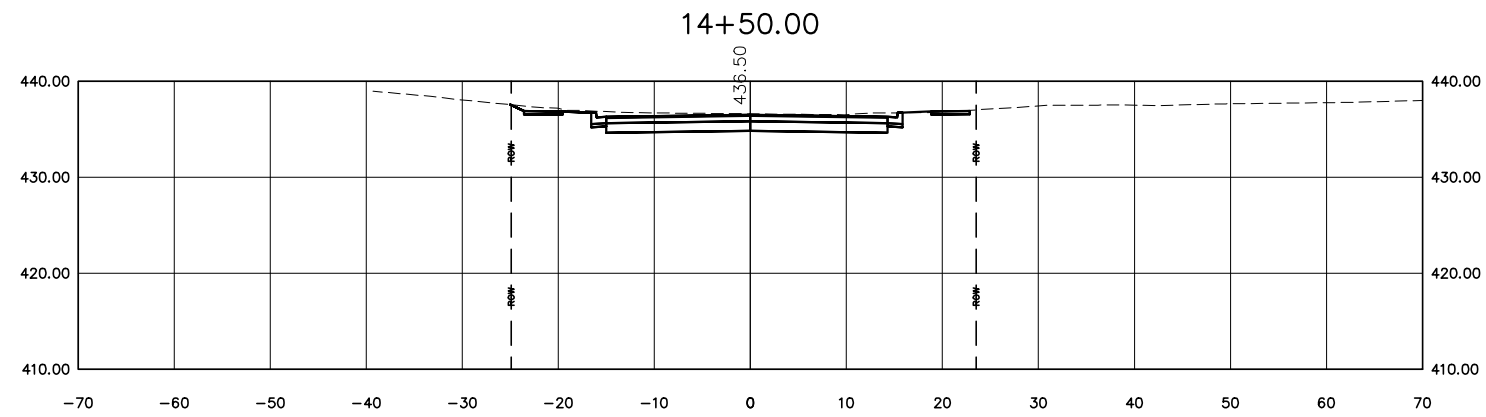
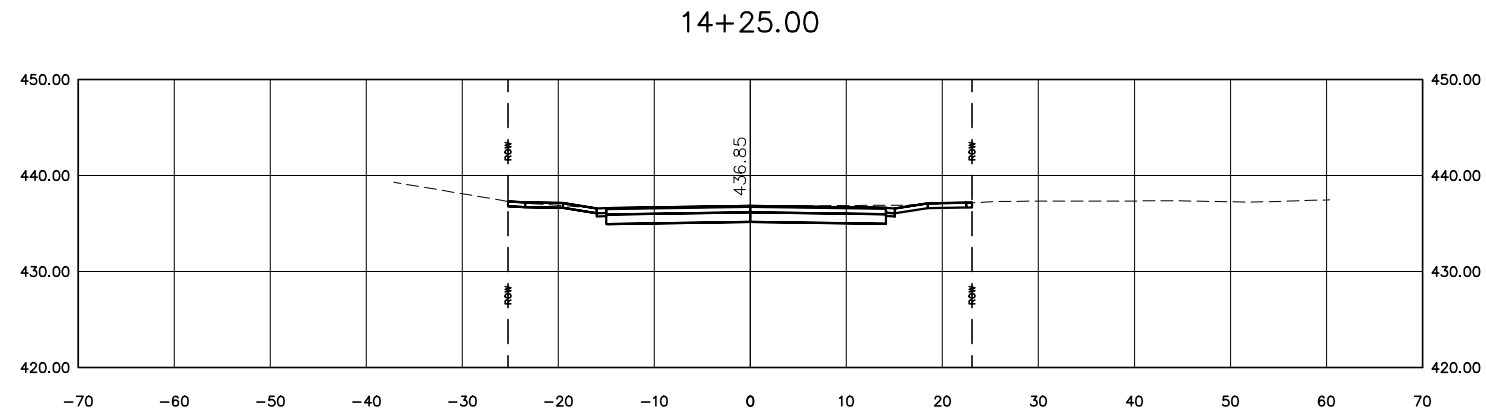


DESIGNED BY: KJH	REVISION:	OAKLAND AVENUE RECONSTRUCTION WALNUT TO CHAUTAUQUA CARBONDALE, IL		Public Works Engineering 200 South Illinois Avenue Carbondale, IL 62901 (618) 457-3270	ROAD STRIPING PLAN		ROUTE	SECTION	COUNTY	TOTAL	SHEET #
DRAWN BY:	REVISION:				FAU9719	14-00130-00-FP	JACKSON	75	30		
DATE: 06/2019	REVISION:				JOB NO: C-99-522-15		FED PROJ: BN5K(220)				
JOB NO: ST0202	REVISION:				CITY OF CARBONDALE		CONTRACT NO: 99630				

SCALE: 1" = 40'      STA. 25+00 TO STA. 37+00



DESIGNED BY: KJH	REVISION:	OAKLAND AVENUE RECONSTRUCTION WALNUT TO CHAUTAUQUA CARBONDALE, IL		Public Works Engineering 200 South Illinois Avenue Carbondale, IL 62901 (618) 457-3270	ROAD STRIPING PLAN		ROUTE	SECTION	COUNTY	TOTAL	SHEET #
DRAWN BY: KJH	REVISION:				FAU9719	14-00130-00-FP	JACKSON	75	31		
DATE: 06/2019	REVISION:				JOB NO: C-99-522-15		FED PROJ: BN5K(220)				
JOB NO: ST0202	REVISION:				CITY OF CARBONDALE		CONTRACT NO: 99630				
					SCALE: 1" = 40'	STA. 37+00 TO STA. 45+84.46					



DESIGNED BY: KJH	REVISION:
DRAWN BY:	REVISION:
DATE: 06/2019	REVISION:
JOB NO: ST0202	REVISION:

OAKLAND AVENUE RECONSTRUCTION  
WALNUT TO CHAUTAUQUA  
CARBONDALE, IL



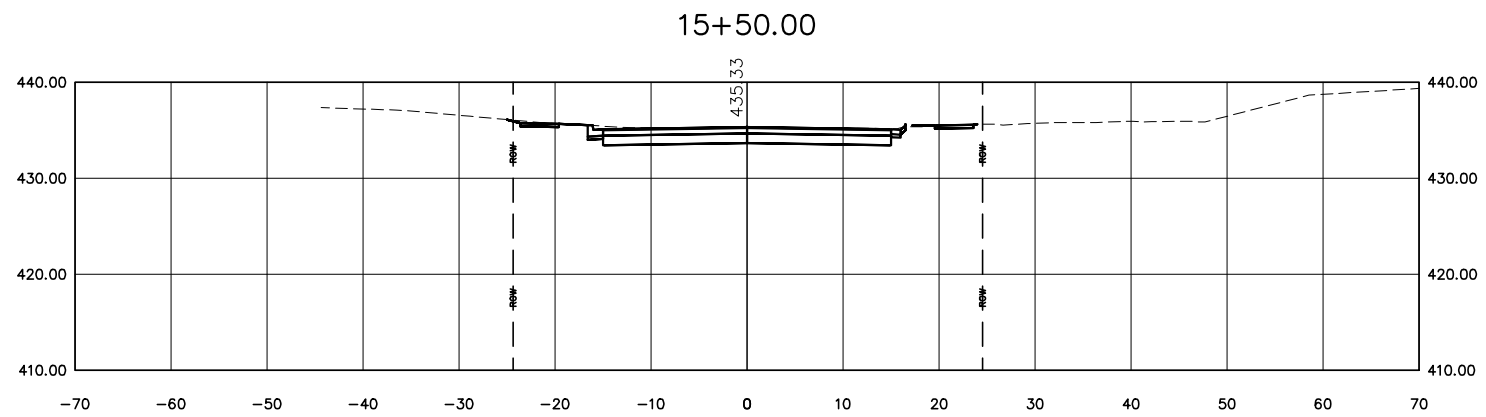
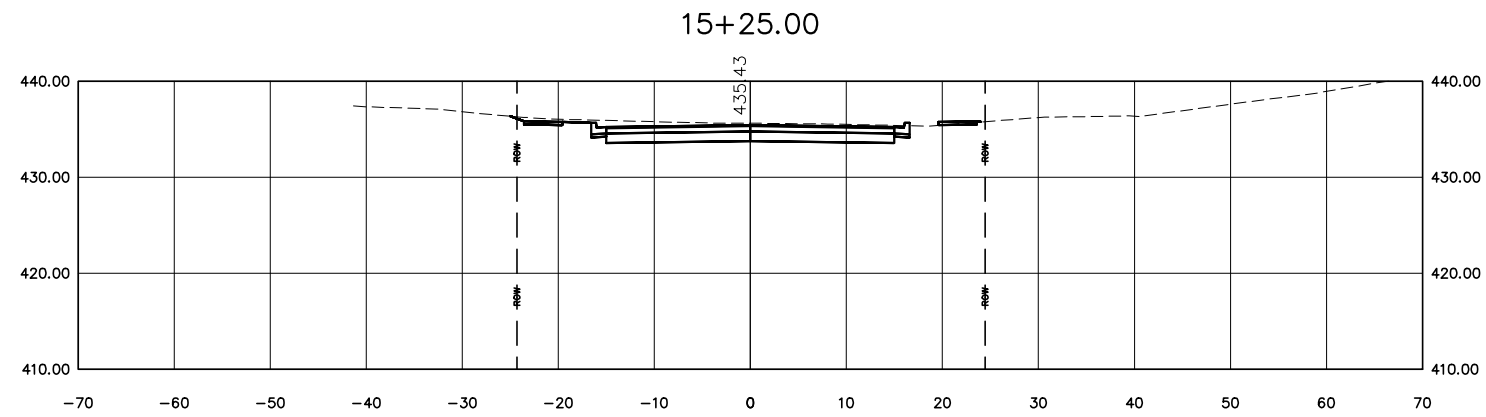
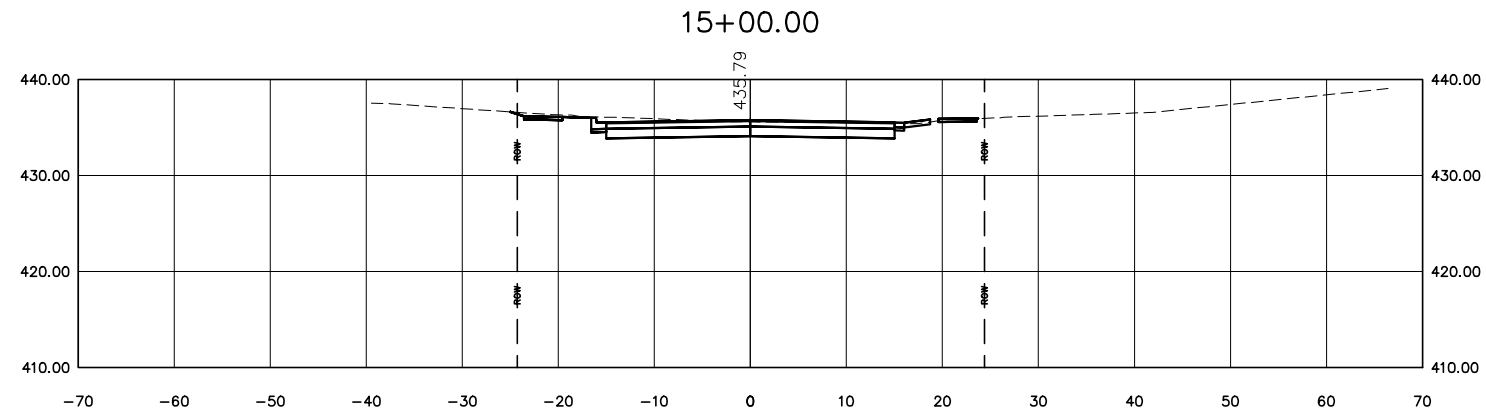
Public Works  
Engineering  
200 South Illinois Avenue  
Carbondale, IL 62901  
(618) 457-3270

SECTION SHEET - 1

SCALE: 1" = 20'  
STA. 14+25 TO STA. 14+75

ROUTE	SECTION	COUNTY	TOTAL	SHEET #
FAU9719	14-00130-00-FP	JACKSON	75	32
JOB NO: C-99-522-15		FED PROJ: BN5K(220)		
CITY OF CARBONDALE		CONTRACT NO: 99630		





DESIGNED BY: KJH	REVISION:
DRAWN BY:	REVISION:
DATE: 06/2019	REVISION:
JOB NO: ST0202	REVISION:

OAKLAND AVENUE RECONSTRUCTION  
WALNUT TO CHAUTAUQUA  
CARBONDALE, IL

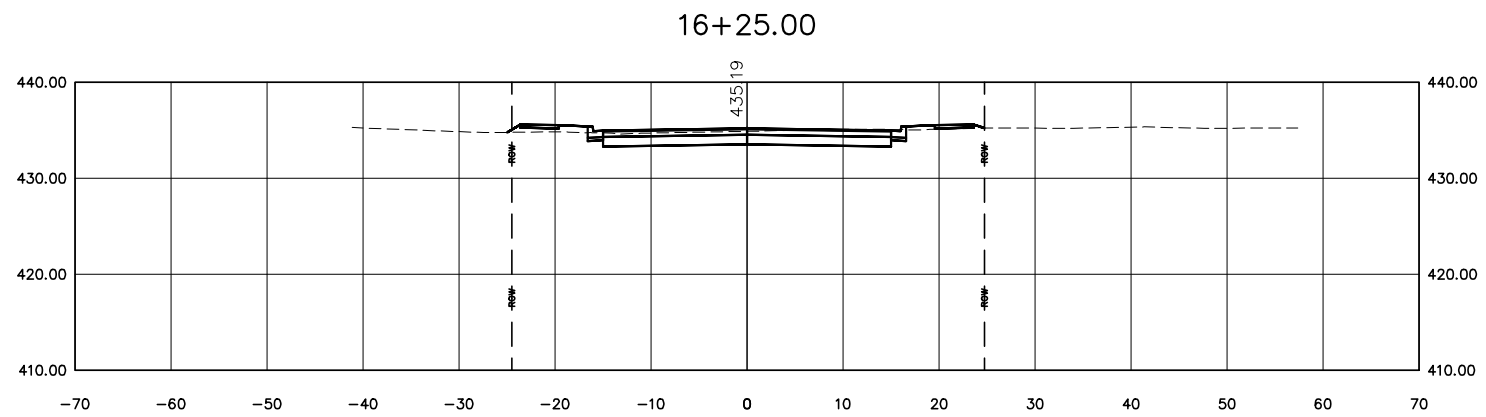
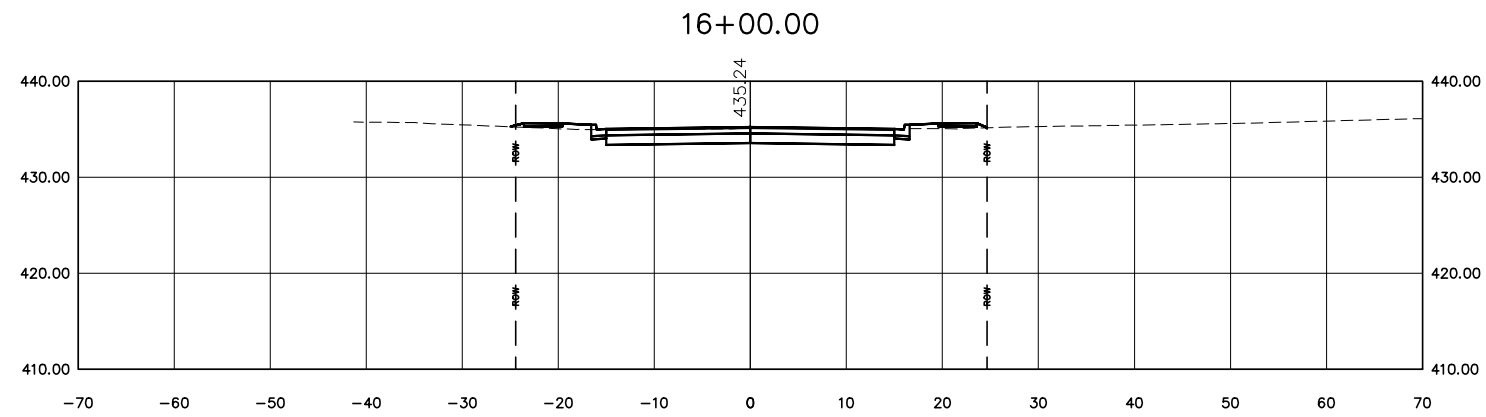
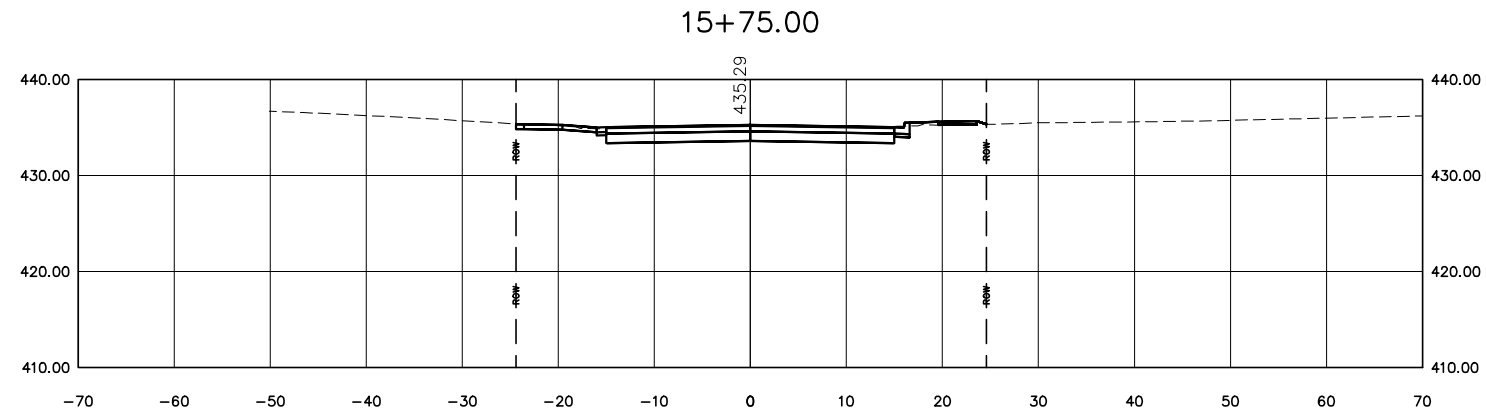


Public Works  
Engineering  
200 South Illinois Avenue  
Carbondale, IL 62901  
(618) 457-3270

SECTION SHEET - 2

SCALE: 1" = 20'  
STA. 15+00 TO STA. 15+50

ROUTE	SECTION	COUNTY	TOTAL	SHEET #
FAU9719	14-00130-00-FP	JACKSON	75	33
JOB NO: C-99-522-15		FED PROJ: BN5K(220)		
CITY OF CARBONDALE		CONTRACT NO: 99630		



DESIGNED BY: KJH	REVISION:
DRAWN BY:	REVISION:
DATE: 06/2019	REVISION:
JOB NO: ST0202	REVISION:

OAKLAND AVENUE RECONSTRUCTION  
WALNUT TO CHAUTAUQUA  
CARBONDALE, IL

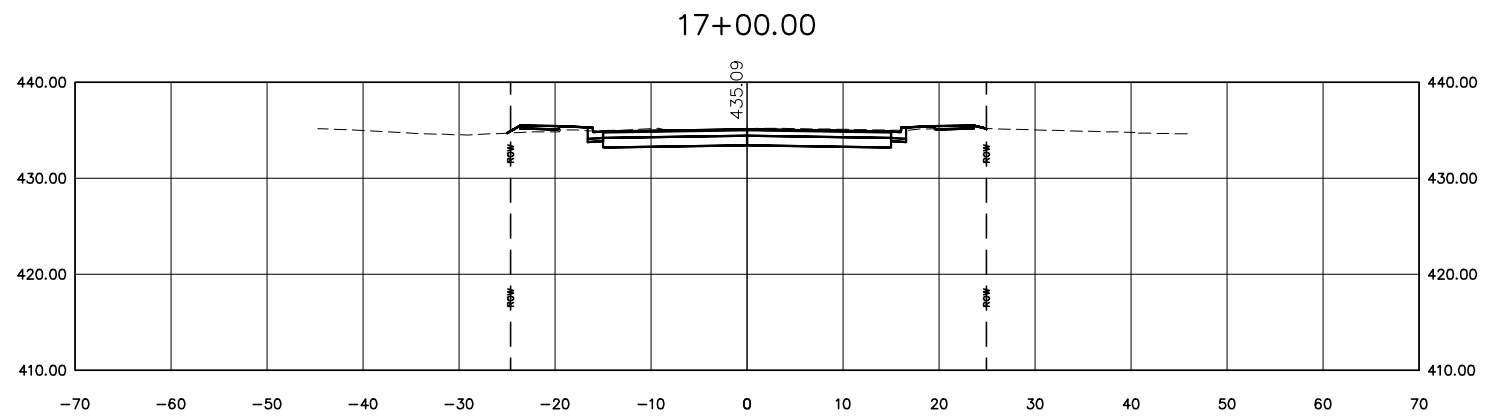
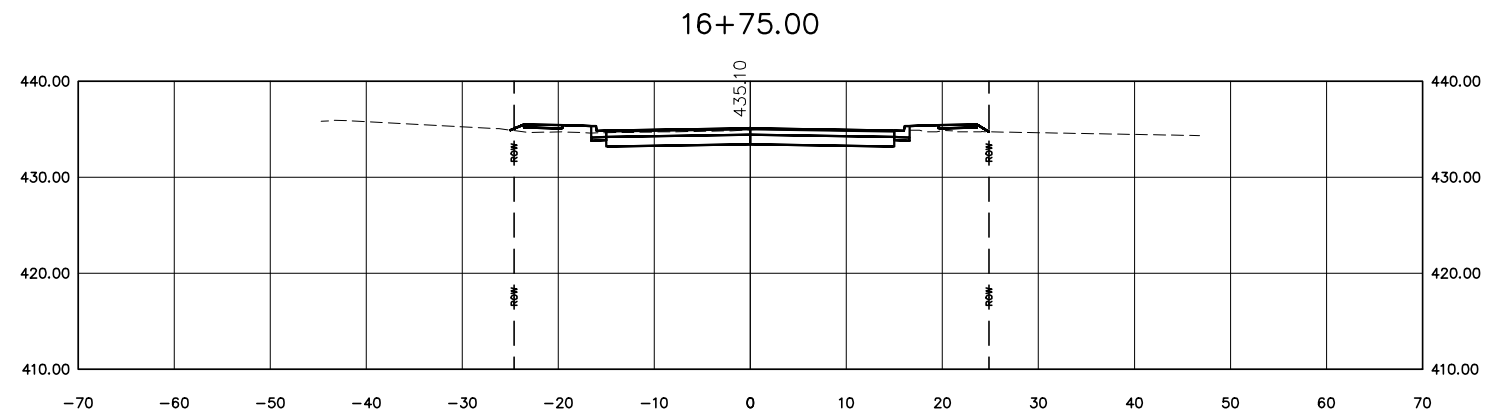
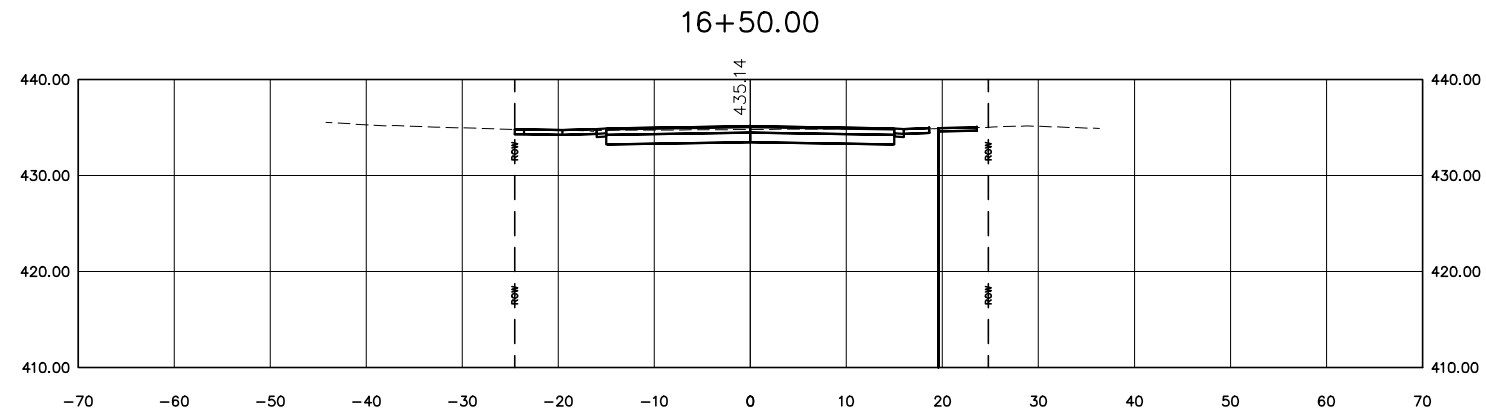


Public Works  
Engineering  
200 South Illinois Avenue  
Carbondale, IL 62901  
(618) 457-3270

SECTION SHEET - 3

SCALE: 1" = 20'  
STA. 15+75 TO STA. 16+25

ROUTE	SECTION	COUNTY	TOTAL	SHEET #
FAU9719	14-00130-00-FP	JACKSON	75	34
JOB NO: C-99-522-15		FED PROJ: BN5K(220)		
CITY OF CARBONDALE		CONTRACT NO: 99630		



DESIGNED BY: KJH	REVISION:
DRAWN BY:	REVISION:
DATE: 06/2019	REVISION:
JOB NO: ST0202	REVISION:

OAKLAND AVENUE RECONSTRUCTION  
WALNUT TO CHAUTAUQUA  
CARBONDALE, IL

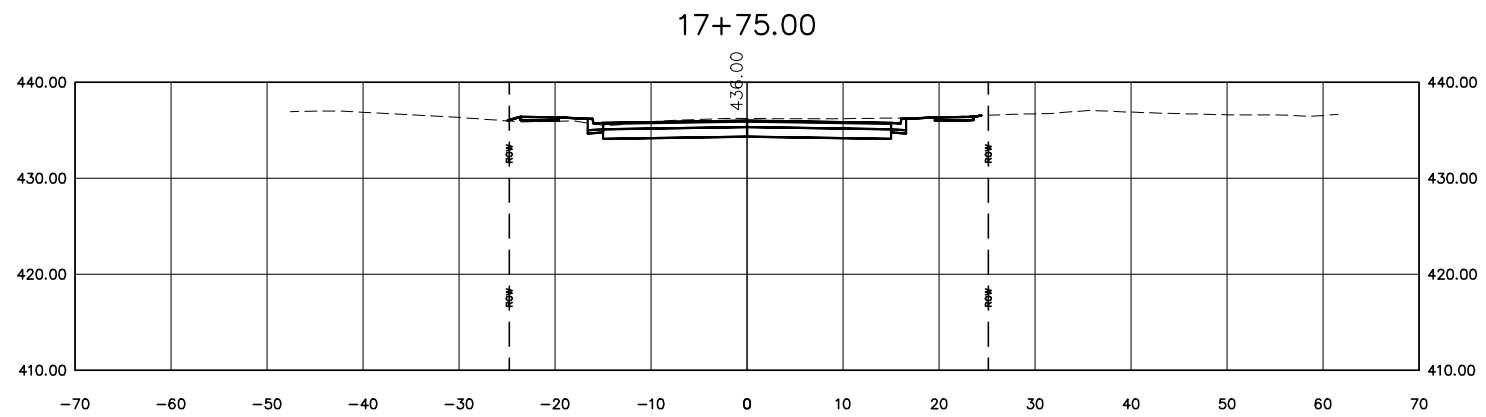
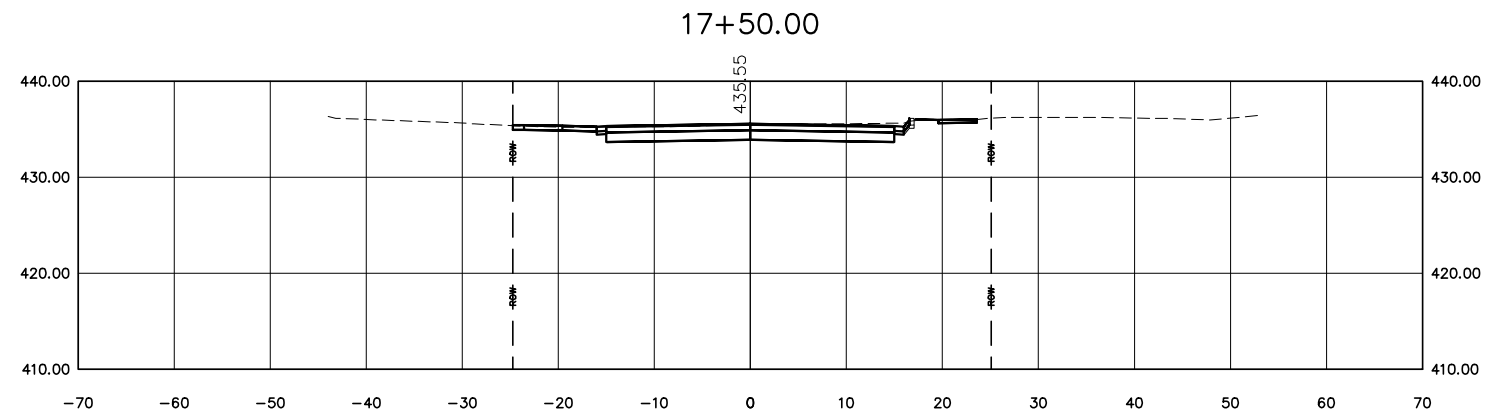
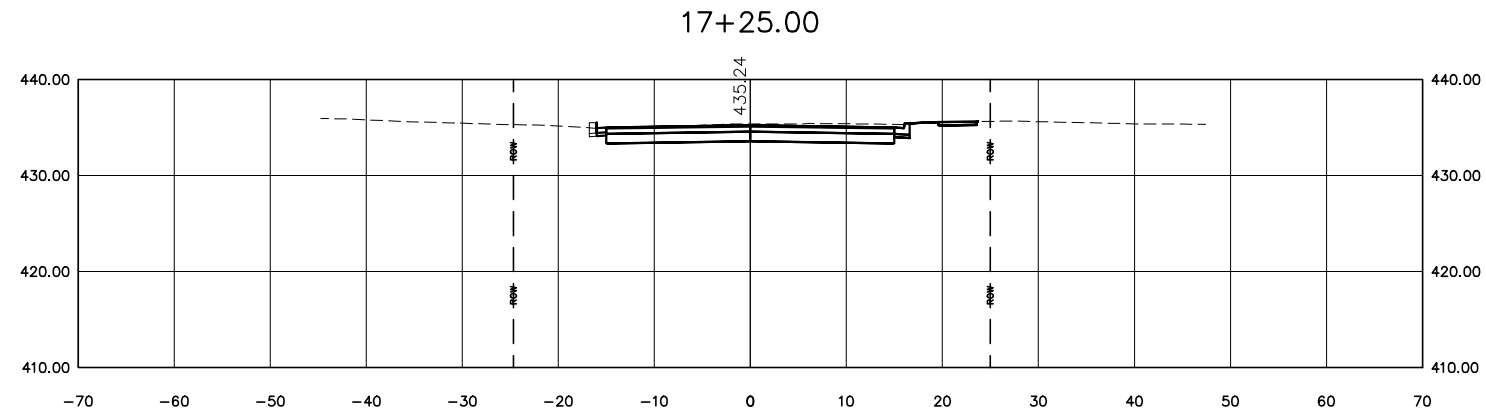


Public Works  
Engineering  
200 South Illinois Avenue  
Carbondale, IL 62901  
(618) 457-3270

SECTION SHEET - 4

SCALE: 1" = 20'  
STA. 16+25 TO STA. 17+00

ROUTE	SECTION	COUNTY	TOTAL	SHEET #
FAU9719	14-00130-00-FP	JACKSON	75	35
JOB NO: C-99-522-15		FED PROJ: BN5K(220)		
CITY OF CARBONDALE		CONTRACT NO: 99630		



DESIGNED BY: KJH	REVISION:
DRAWN BY:	REVISION:
DATE: 06/2019	REVISION:
JOB NO: ST0202	REVISION:

OAKLAND AVENUE RECONSTRUCTION  
WALNUT TO CHAUTAUQUA  
CARBONDALE, IL

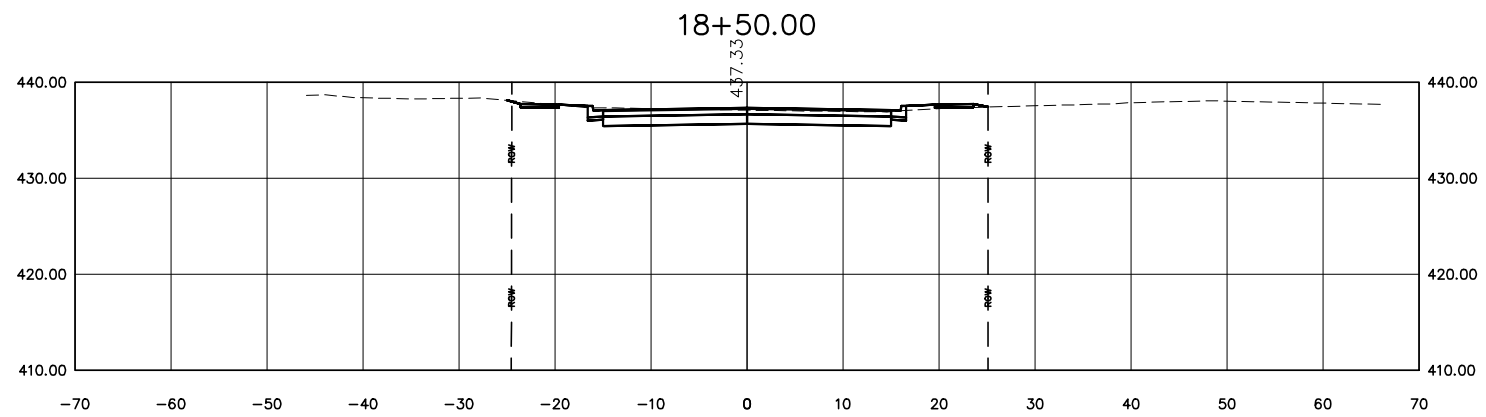
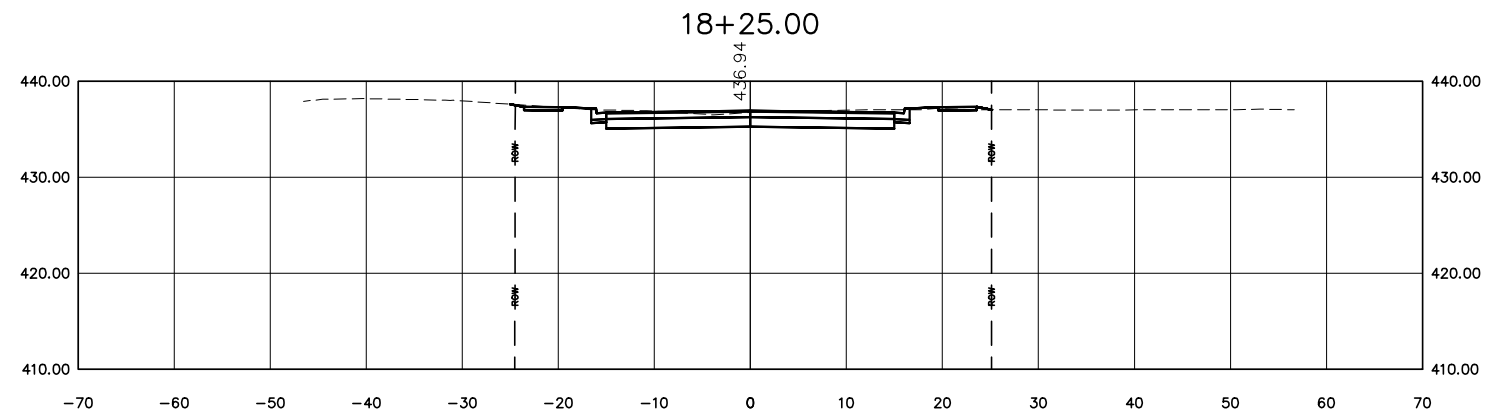
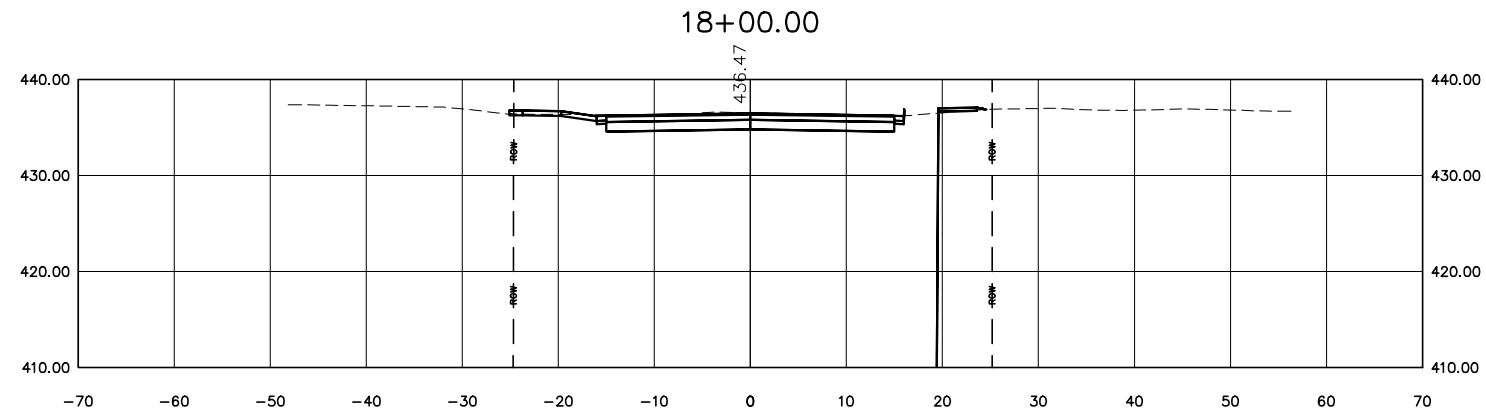


Public Works  
Engineering  
200 South Illinois Avenue  
Carbondale, IL 62901  
(618) 457-3270

SECTION SHEET - 5

SCALE: 1" = 20'  
STA. 17+25 TO STA. 17+75

ROUTE	SECTION	COUNTY	TOTAL	SHEET #
FAU9719	14-00130-00-FP	JACKSON	75	36
JOB NO: C-99-522-15		FED PROJ: BN5K(220)		
CITY OF CARBONDALE		CONTRACT NO: 99630		



DESIGNED BY: KJH	REVISION:
DRAWN BY:	REVISION:
DATE: 06/2019	REVISION:
JOB NO: ST0202	REVISION:

OAKLAND AVENUE RECONSTRUCTION  
WALNUT TO CHAUTAUQUA  
CARBONDALE, IL

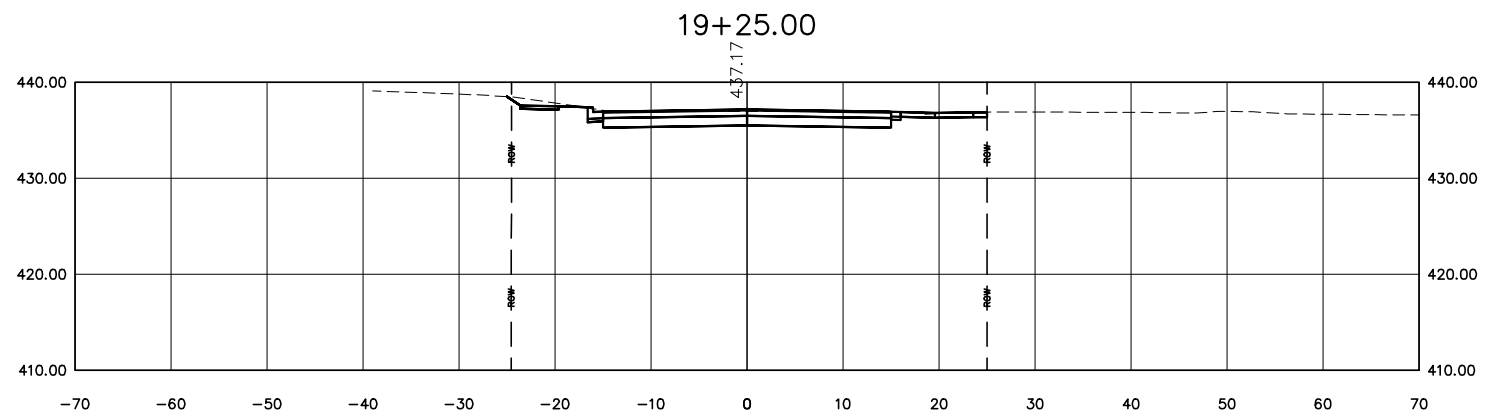
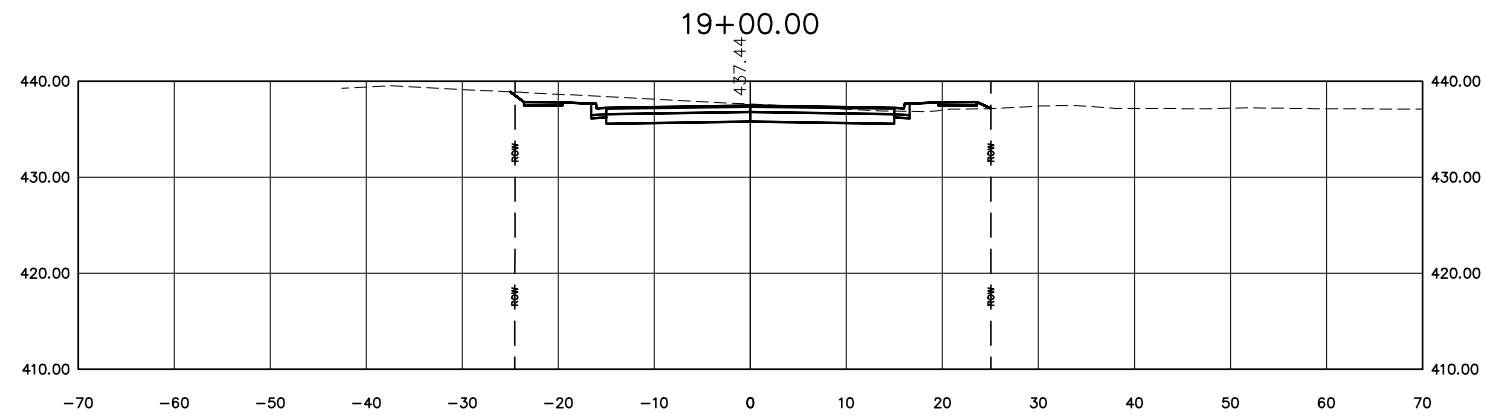
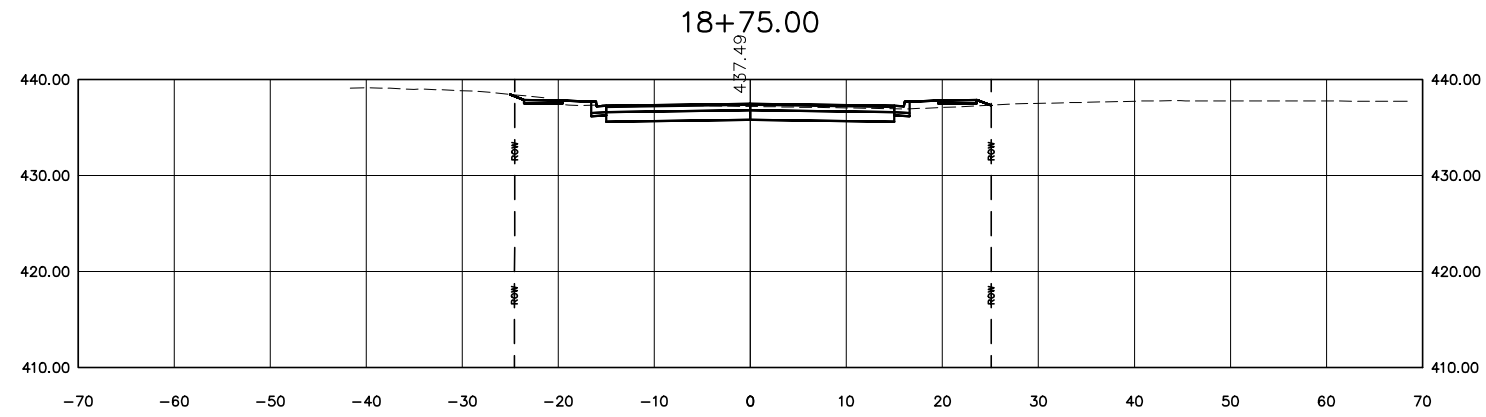


Public Works  
Engineering  
200 South Illinois Avenue  
Carbondale, IL 62901  
(618) 457-3270

SECTION SHEET - 6

SCALE: 1" = 20'  
STA. 18+00 TO STA. 18+50

ROUTE	SECTION	COUNTY	TOTAL	SHEET #
FAU9719	14-00130-00-FP	JACKSON	75	37
JOB NO: C-99-522-15		FED PROJ: BN5K(220)		
CITY OF CARBONDALE		CONTRACT NO: 99630		



DESIGNED BY: KJH	REVISION:
DRAWN BY:	REVISION:
DATE: 06/2019	REVISION:
JOB NO: ST0202	REVISION:

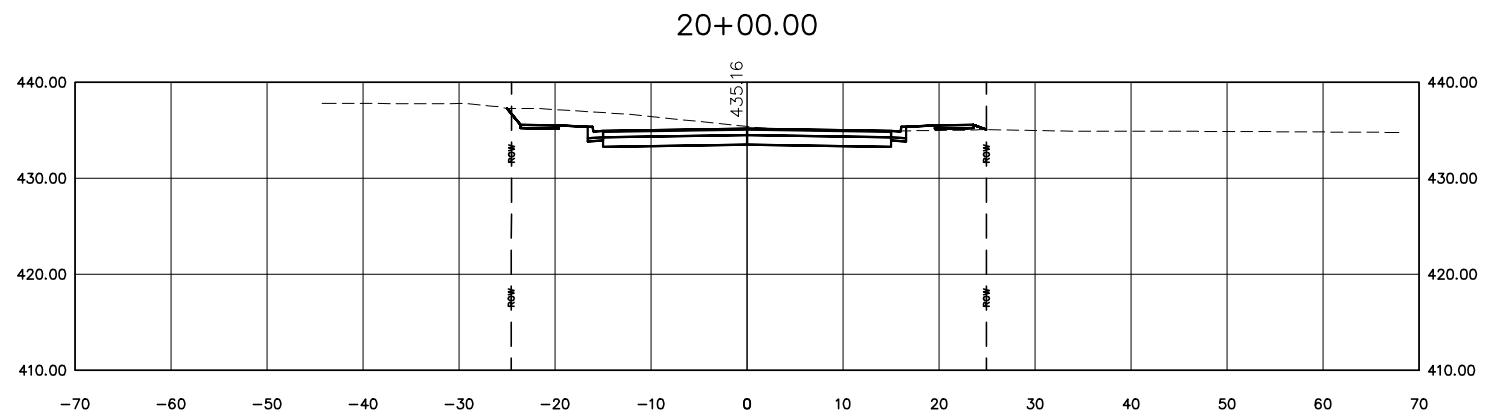
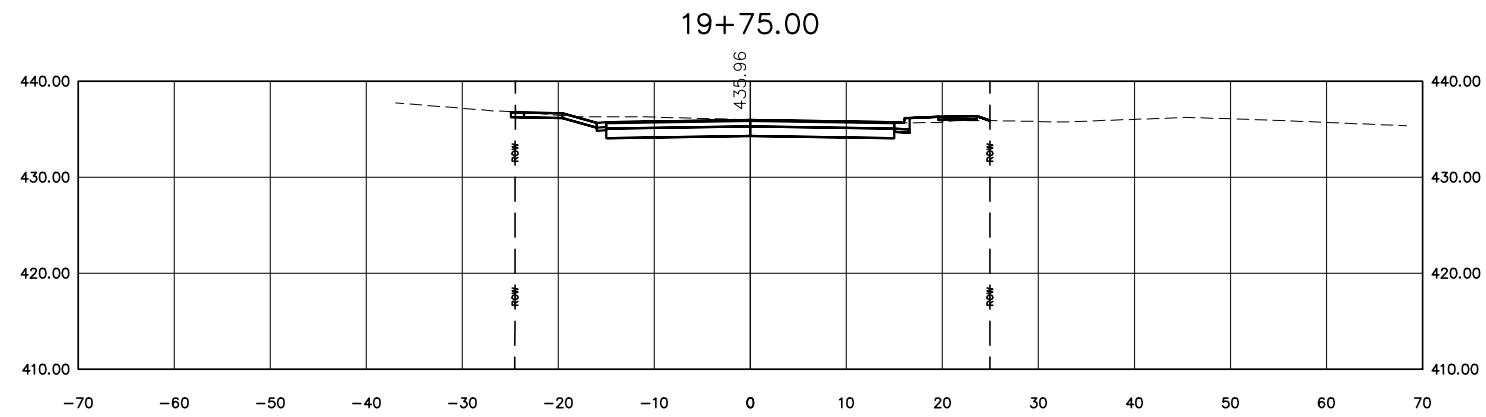
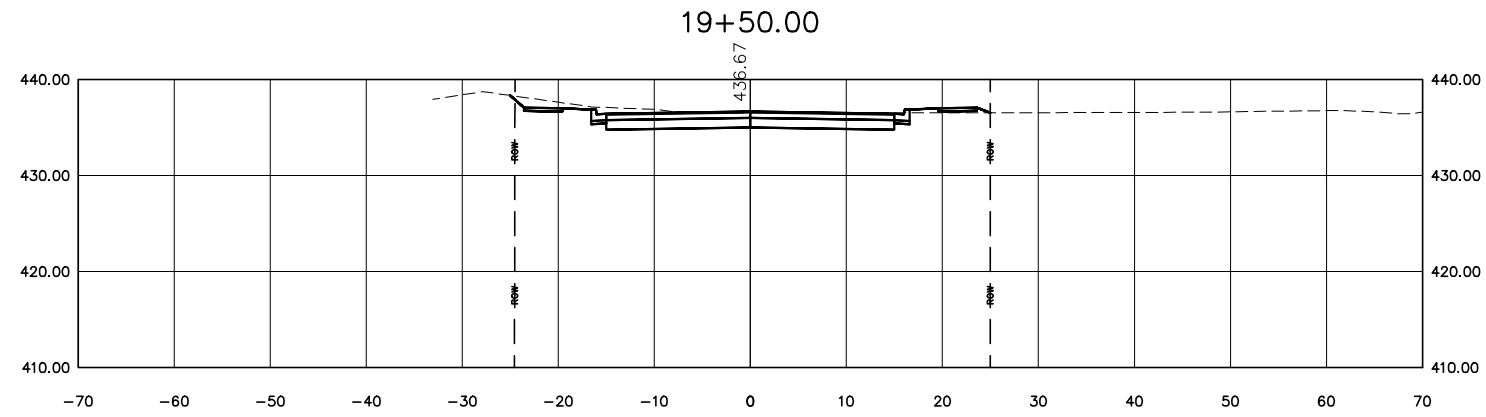
OAKLAND AVENUE RECONSTRUCTION  
 WALNUT TO CHAUTAUQUA  
 CARBONDALE, IL



Public Works  
 Engineering  
 200 South Illinois Avenue  
 Carbondale, IL 62901  
 (618) 457-3270

SECTION SHEET - 7  
 SCALE: 1" = 20'  
 STA. 18+75 TO STA. 19+25

ROUTE	SECTION	COUNTY	TOTAL	SHEET #
FAU9719	14-00130-00-FP	JACKSON	75	38
JOB NO: C-99-522-15		FED PROJ: BN5K(220)		
CITY OF CARBONDALE		CONTRACT NO: 99630		



DESIGNED BY: KJH	REVISION:
DRAWN BY:	REVISION:
DATE: 06/2019	REVISION:
JOB NO: ST0202	REVISION:

OAKLAND AVENUE RECONSTRUCTION  
WALNUT TO CHAUTAUQUA  
CARBONDALE, IL

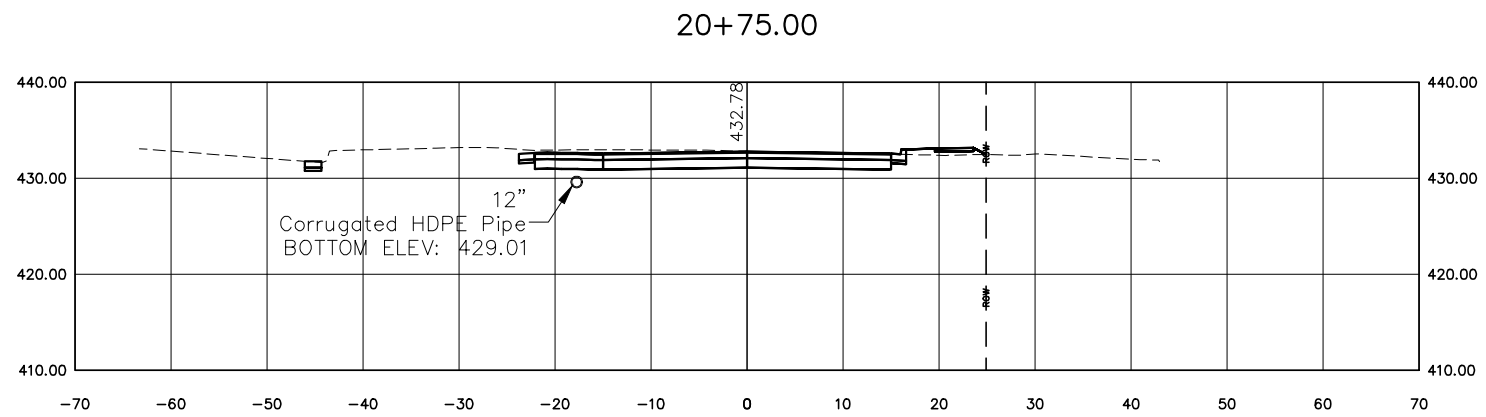
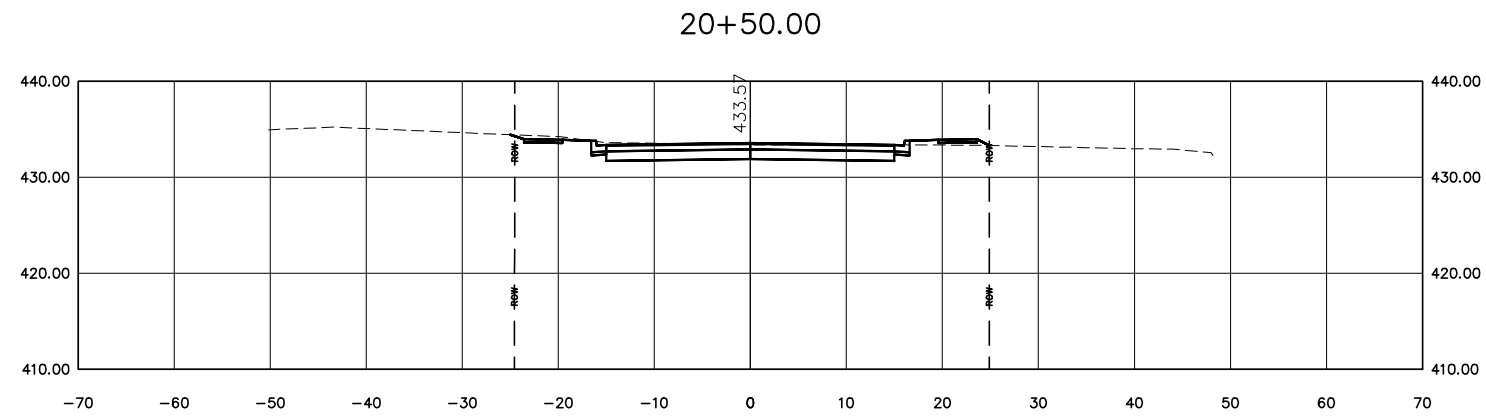
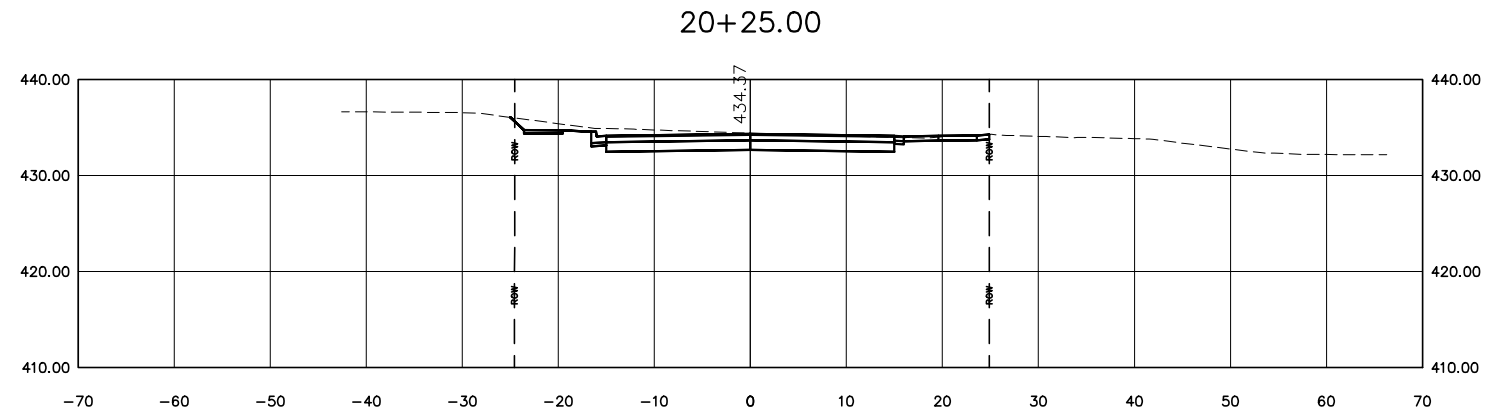


Public Works  
Engineering  
200 South Illinois Avenue  
Carbondale, IL 62901  
(618) 457-3270

SECTION SHEET - 8

SCALE: 1" = 20'  
STA. 19+50 TO STA. 20+00

ROUTE	SECTION	COUNTY	TOTAL	SHEET #
FAU9719	14-00130-00-FP	JACKSON	75	39
JOB NO: C-99-522-15		FED PROJ: BN5K(220)		
CITY OF CARBONDALE		CONTRACT NO: 99630		



DESIGNED BY: KJH	REVISION:
DRAWN BY:	REVISION:
DATE: 06/2019	REVISION:
JOB NO: ST0202	REVISION:

OAKLAND AVENUE RECONSTRUCTION  
WALNUT TO CHAUTAUQUA  
CARBONDALE, IL



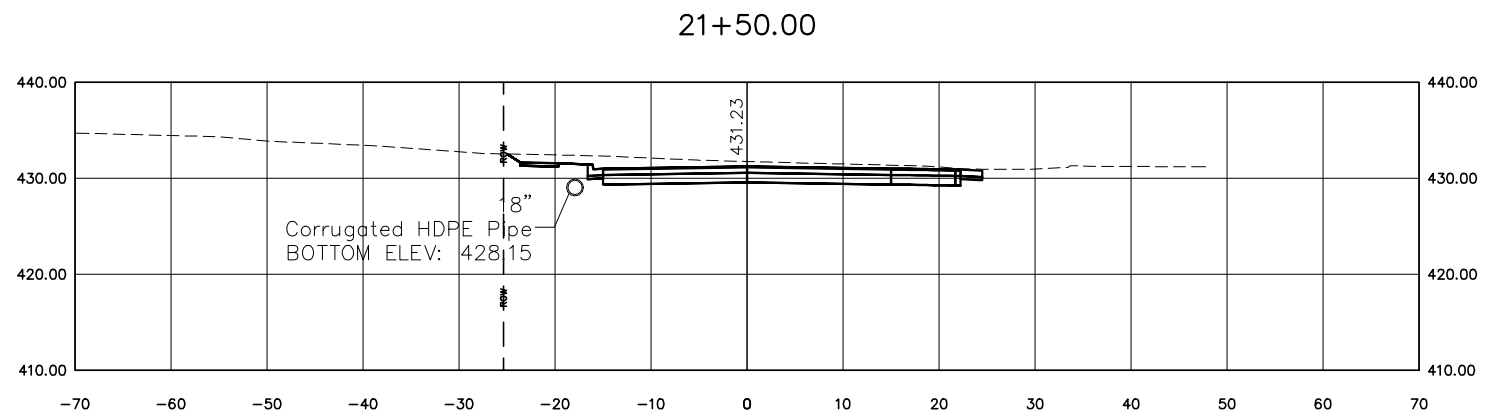
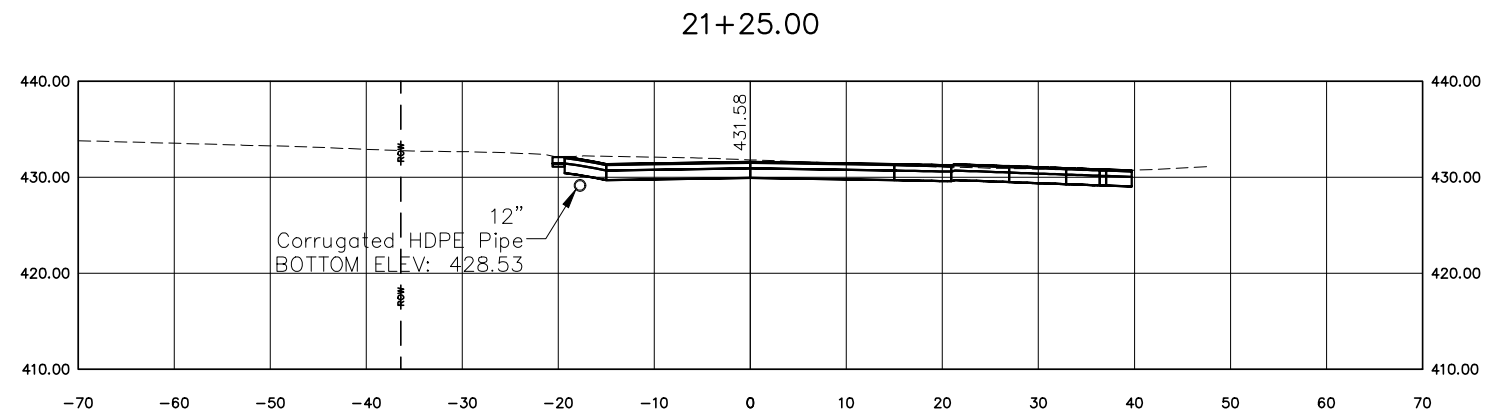
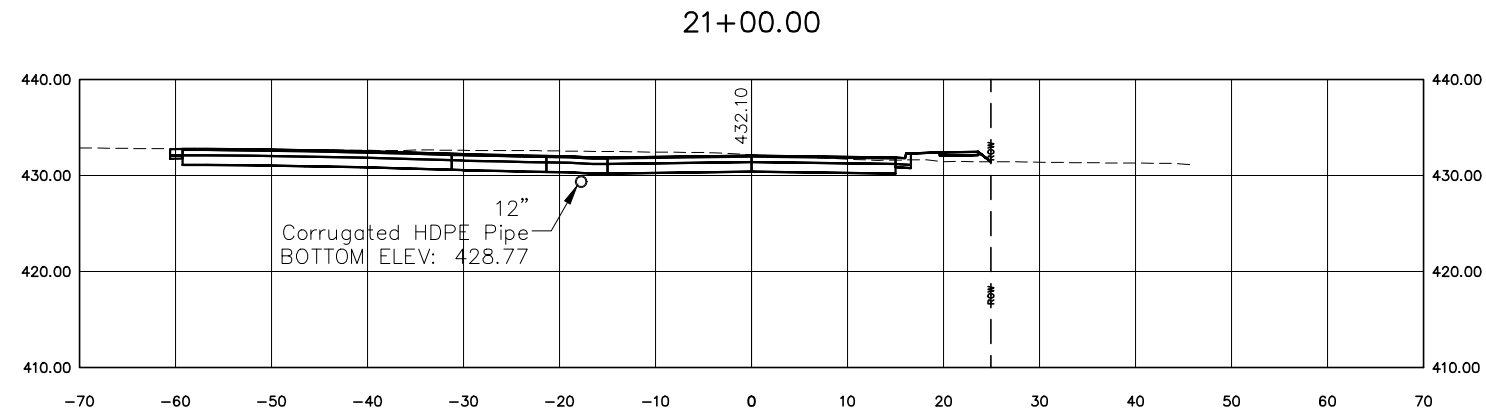
Public Works  
Engineering  
200 South Illinois Avenue  
Carbondale, IL 62901  
(618) 457-3270

SECTION SHEET - 9

SCALE: 1" = 20'  
STA. 20+25 TO STA. 20+75

ROUTE	SECTION	COUNTY	TOTAL	SHEET #
FAU9719	14-00130-00-FP	JACKSON	75	40
JOB NO: C-99-522-15		FED PROJ: BN5K(220)		
CITY OF CARBONDALE		CONTRACT NO: 99630		





DESIGNED BY: KJH	REVISION:
DRAWN BY:	REVISION:
DATE: 06/2019	REVISION:
JOB NO: ST0202	REVISION:

OAKLAND AVENUE RECONSTRUCTION  
WALNUT TO CHAUTAUQUA  
CARBONDALE, IL



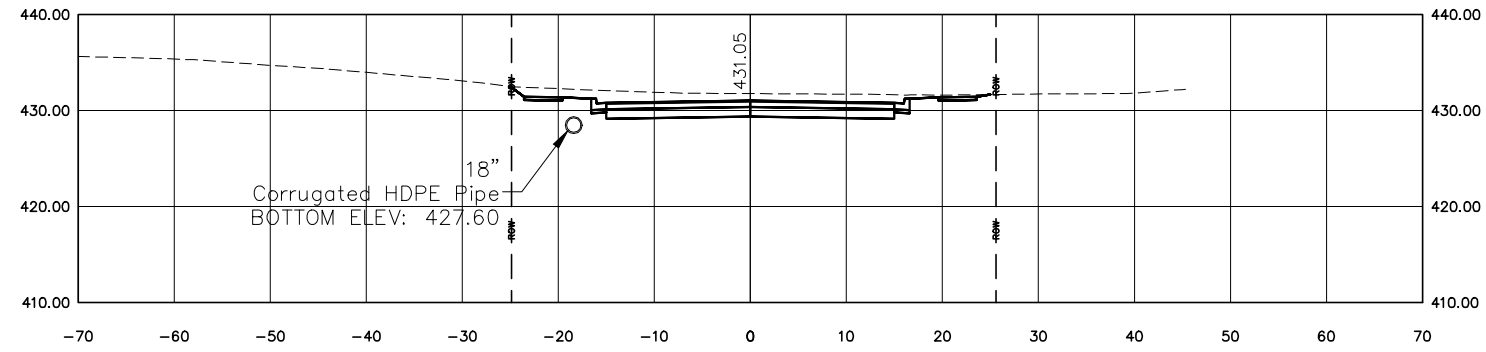
Public Works  
Engineering  
200 South Illinois Avenue  
Carbondale, IL 62901  
(618) 457-3270

SECTION SHEET - 10

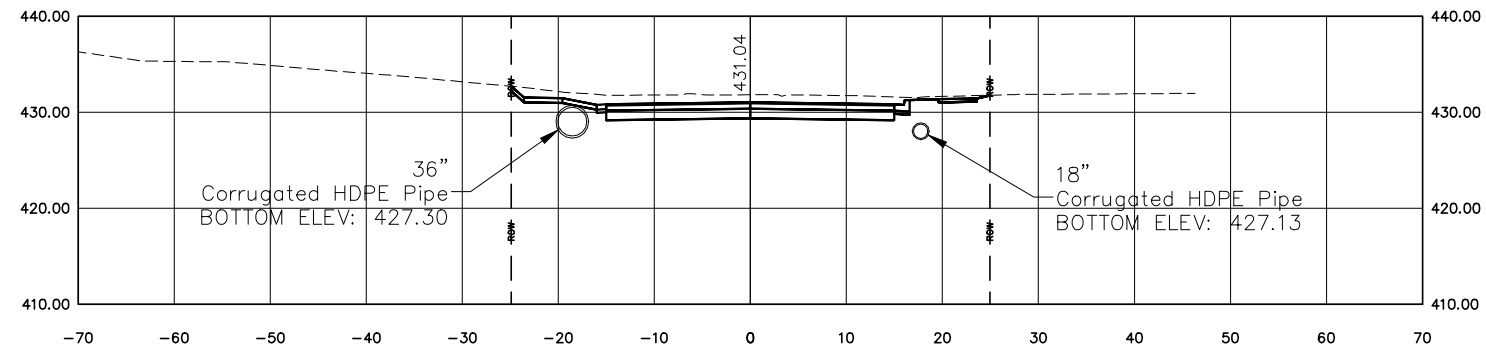
SCALE: 1" = 20'      STA. 21+00 TO STA. 21+50

ROUTE	SECTION	COUNTY	TOTAL	SHEET #
FAU9719	14-00130-00-FP	JACKSON	75	41
JOB NO: C-99-522-15		FED PROJ: BN5K(220)		
CITY OF CARBONDALE		CONTRACT NO: 99630		

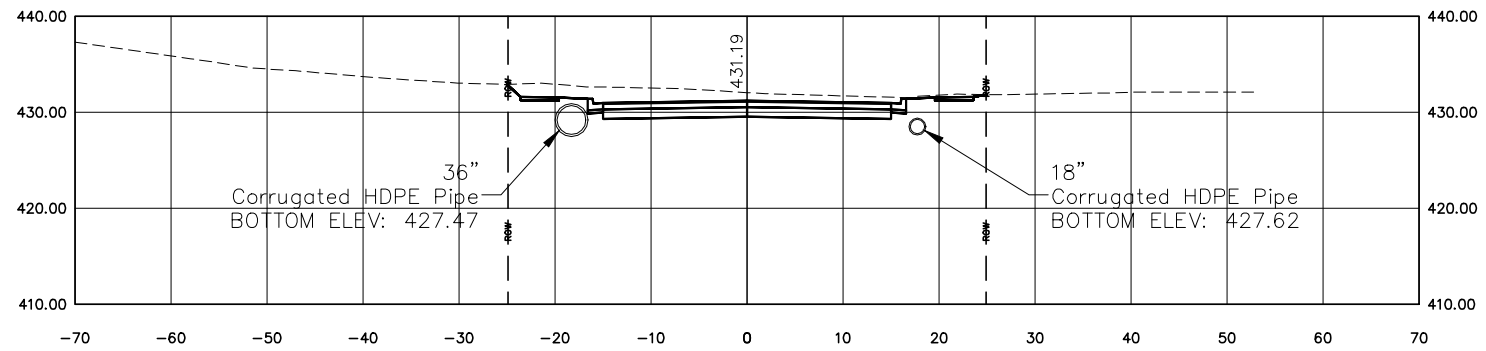
21+75.00



22+00.00



22+25.00



DESIGNED BY: KJH	REVISION:
DRAWN BY:	REVISION:
DATE: 06/2019	REVISION:
JOB NO: ST0202	REVISION:

OAKLAND AVENUE RECONSTRUCTION  
 WALNUT TO CHAUTAUQUA  
 CARBONDALE, IL

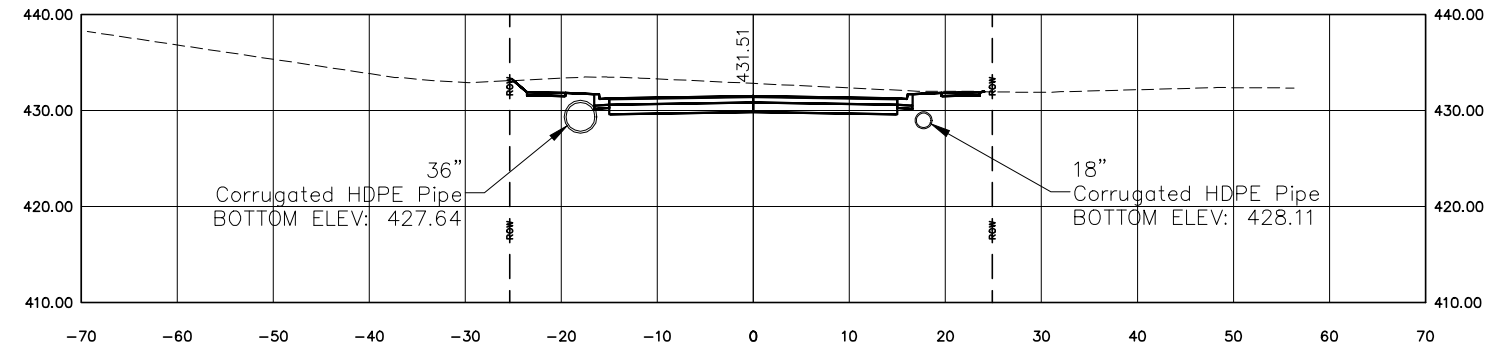


Public Works  
 Engineering  
 200 South Illinois Avenue  
 Carbondale, IL 62901  
 (618) 457-3270

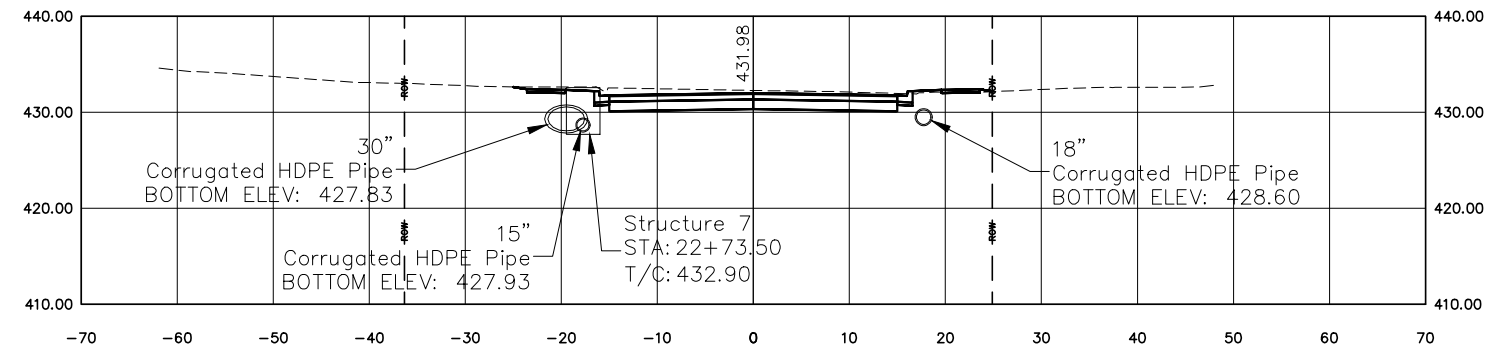
SECTION SHEET - 11  
 SCALE: 1" = 20'  
 STA. 21+75 TO STA. 22+25

ROUTE	SECTION	COUNTY	TOTAL	SHEET #
FAU9719	14-00130-00-FP	JACKSON	75	42
JOB NO: C-99-522-15		FED PROJ: BN5K(220)		
CITY OF CARBONDALE		CONTRACT NO: 99630		

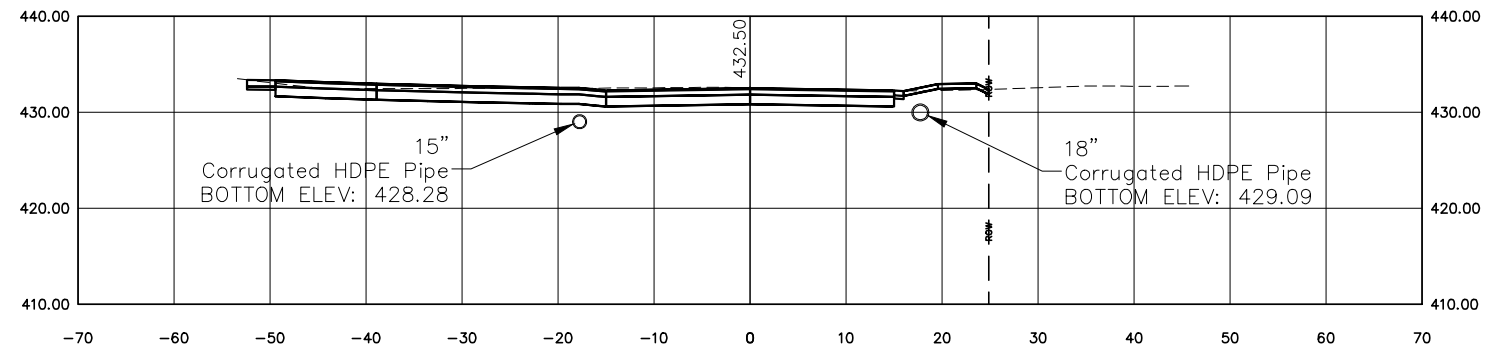
22+50.00



22+75.00

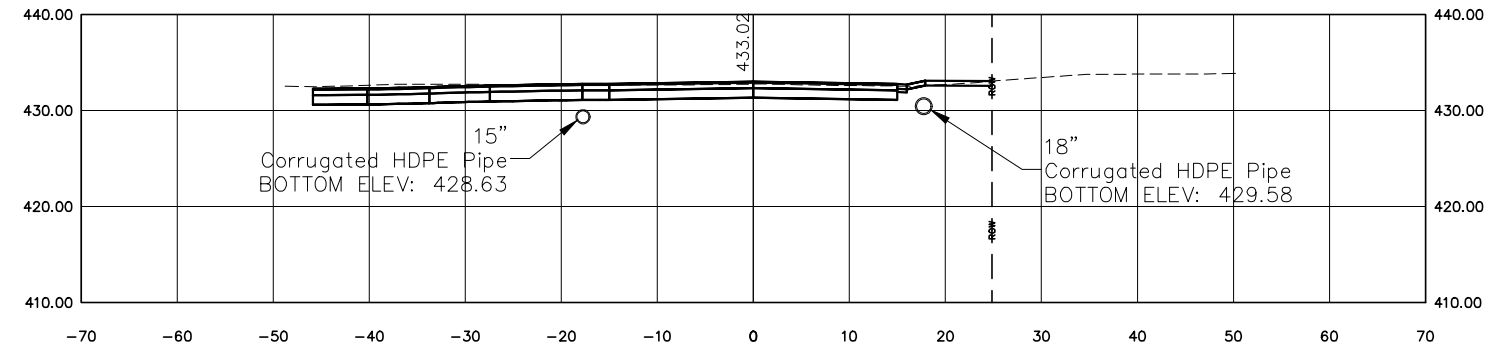


23+00.00

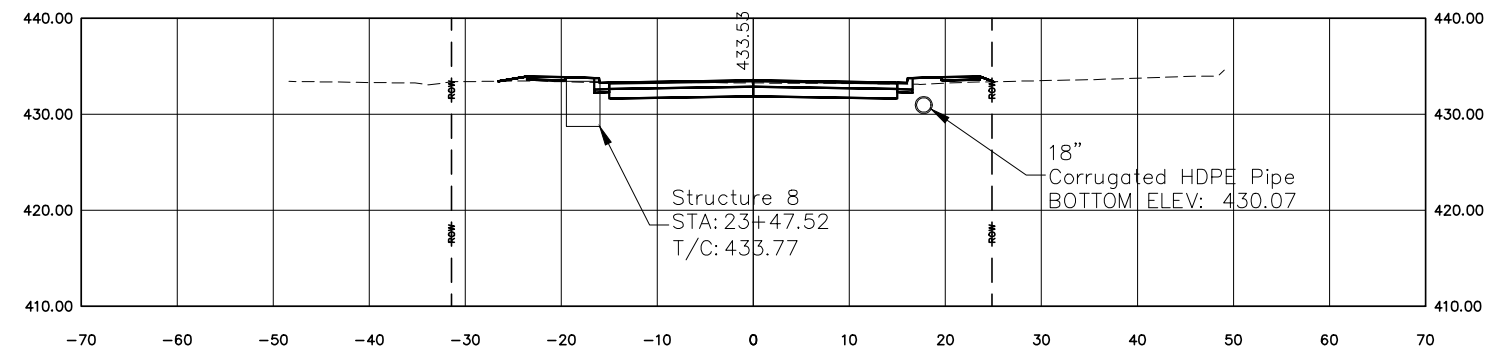


DESIGNED BY: KJH	REVISION:	OAKLAND AVENUE RECONSTRUCTION WALNUT TO CHAUTAUQUA CARBONDALE, IL		Public Works Engineering 200 South Illinois Avenue Carbondale, IL 62901 (618) 457-3270	SECTION SHEET - 12		ROUTE	SECTION	COUNTY	TOTAL	SHEET #	
DRAWN BY:	REVISION:						FAU9719	14-00130-00-FP	JACKSON	75	43	
DATE: 06/2019	REVISION:				SCALE: 1" = 20'		STA. 22+50	TO STA. 23+00	JOB NO: C-99-522-15		FED PROJ: BN5K(220)	
JOB NO: ST0202	REVISION:								CITY OF CARBONDALE		CONTRACT NO: 99630	

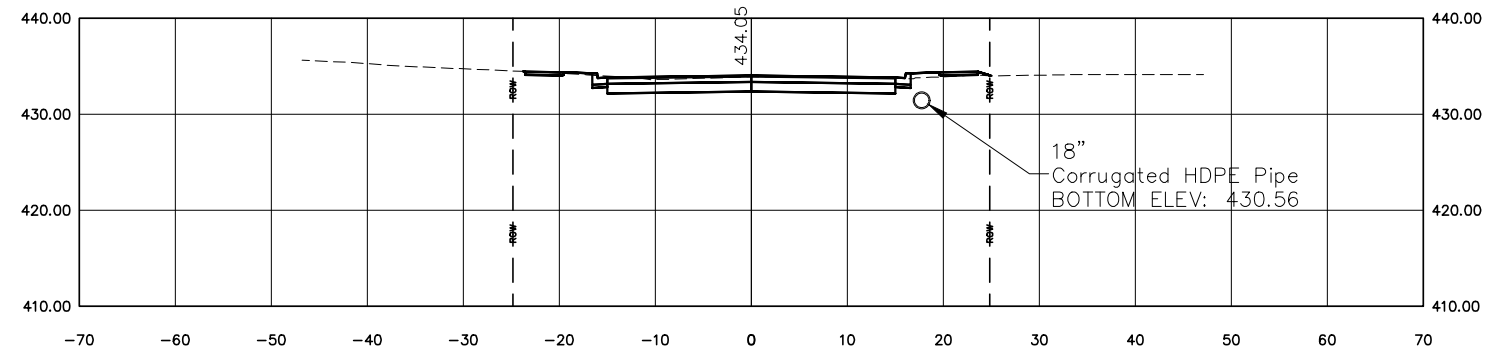
23+25.00



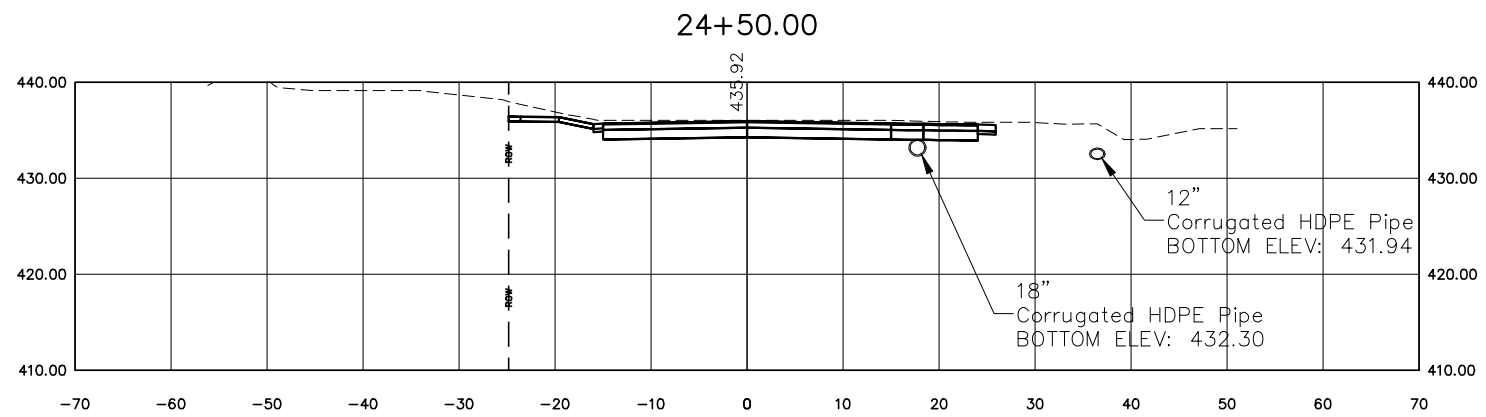
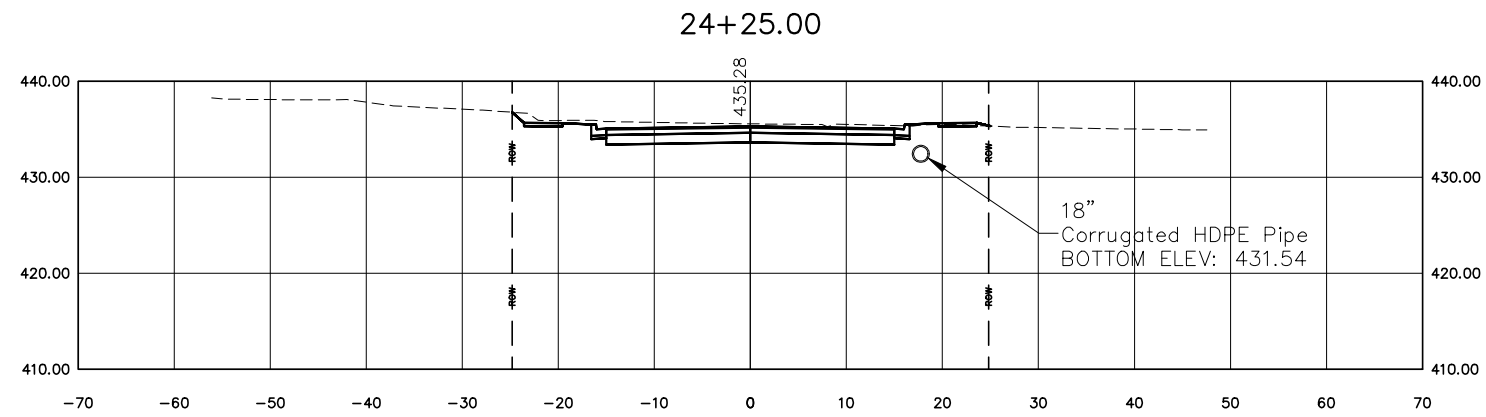
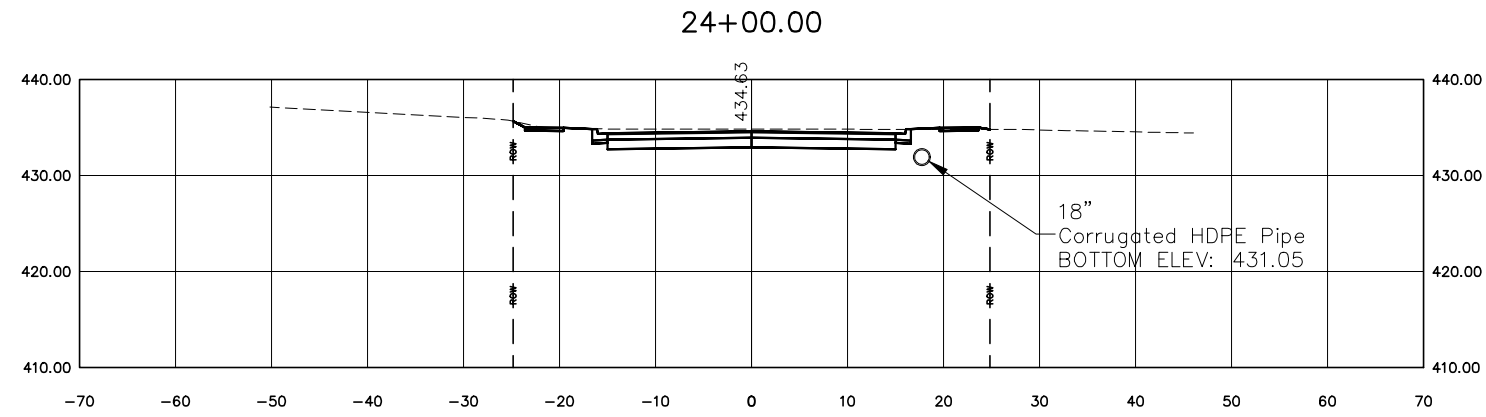
23+50.00



23+75.00



DESIGNED BY: KJH	REVISION:	OAKLAND AVENUE RECONSTRUCTION WALNUT TO CHAUTAUQUA CARBONDALE, IL	 <b>CARBONDALE ILLINOIS</b> Public Works Engineering 200 South Illinois Avenue Carbondale, IL 62901 (618) 457-3270	SECTION SHEET - 13		ROUTE	SECTION	COUNTY	TOTAL	SHEET #	
DRAWN BY:	REVISION:					FAU9719	14-00130-00-FP	JACKSON	75	44	
DATE: 06/2019	REVISION:			SCALE: 1" = 20'		STA. 23+25	TO STA. 23+75	JOB NO: C-99-522-15		FED PROJ: BN5K(220)	
JOB NO: ST0202	REVISION:							CITY OF CARBONDALE		CONTRACT NO: 99630	



DESIGNED BY: KJH	REVISION:
DRAWN BY:	REVISION:
DATE: 06/2019	REVISION:
JOB NO: ST0202	REVISION:

OAKLAND AVENUE RECONSTRUCTION  
WALNUT TO CHAUTAUQUA  
CARBONDALE, IL

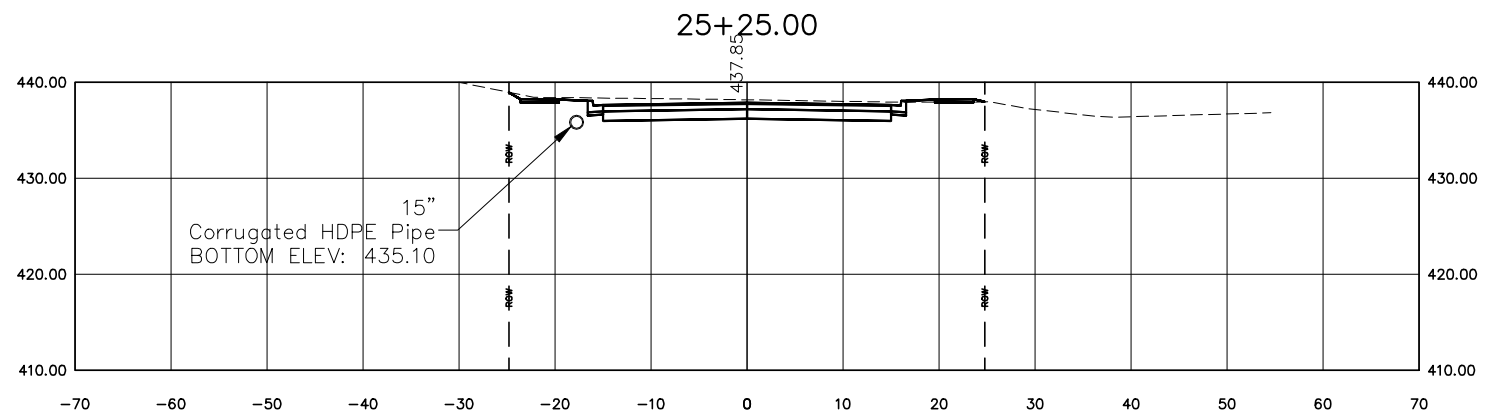
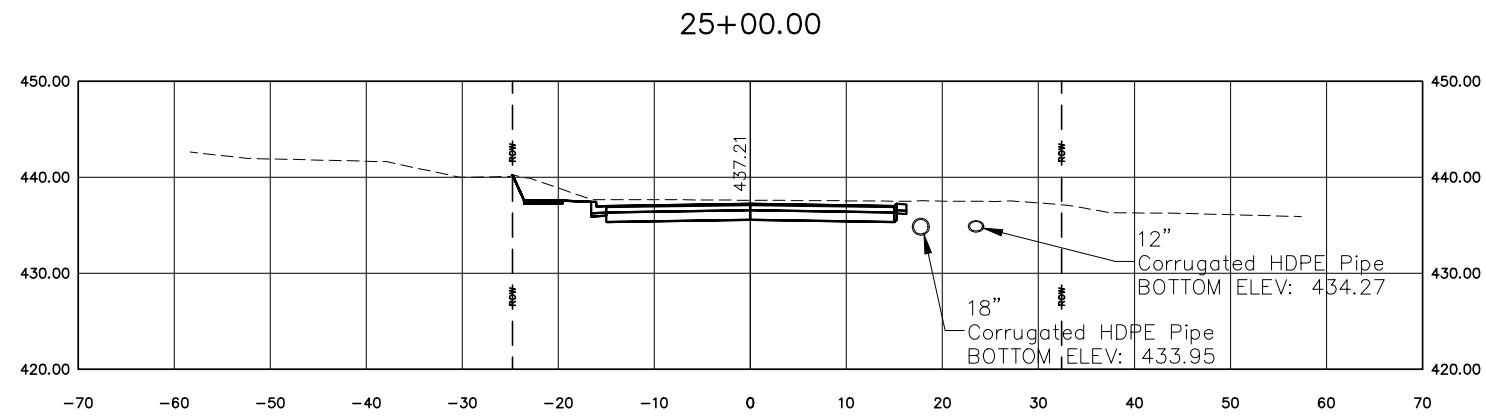
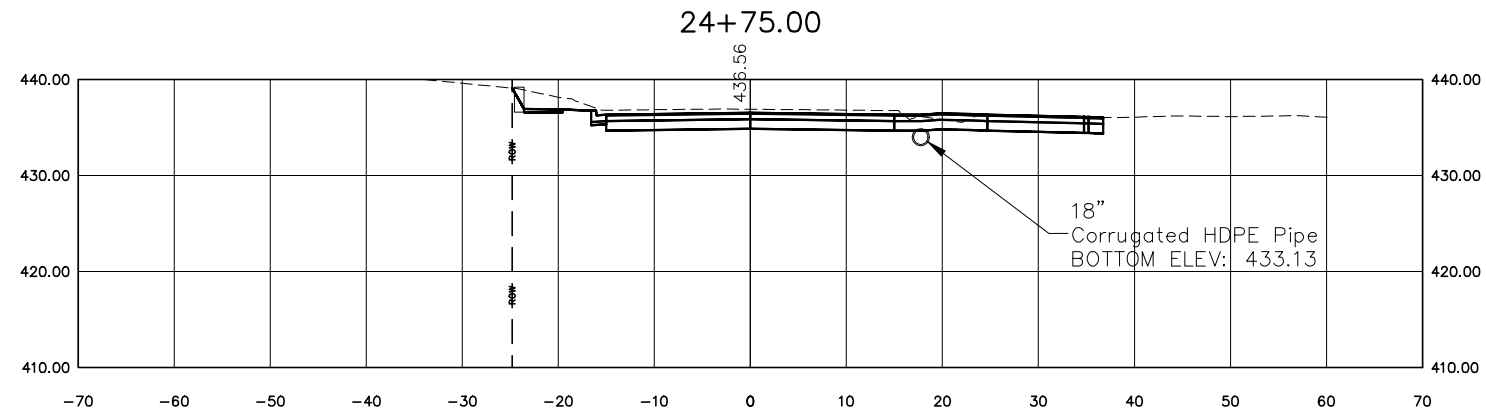


Public Works  
Engineering  
200 South Illinois Avenue  
Carbondale, IL 62901  
(618) 457-3270

SECTION SHEET - 14

SCALE: 1" = 20'      STA. 24+00 TO STA. 24+50

ROUTE	SECTION	COUNTY	TOTAL	SHEET #
FAU9719	14-00130-00-FP	JACKSON	75	45
JOB NO: C-99-522-15		FED PROJ: BN5K(220)		
CITY OF CARBONDALE		CONTRACT NO: 99630		



DESIGNED BY: KJH	REVISION:
DRAWN BY:	REVISION:
DATE: 06/2019	REVISION:
JOB NO: ST0202	REVISION:

OAKLAND AVENUE RECONSTRUCTION  
 WALNUT TO CHAUTAUQUA  
 CARBONDALE, IL

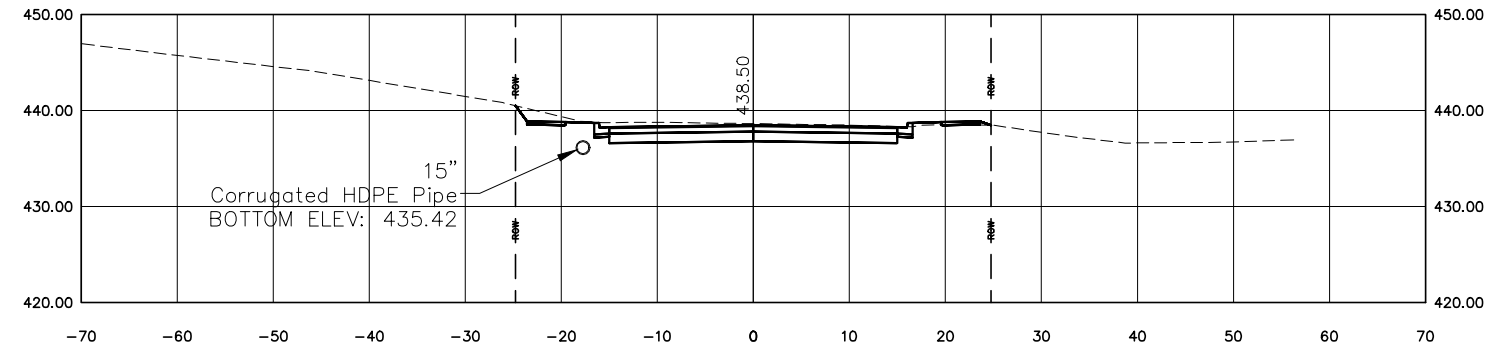


Public Works  
 Engineering  
 200 South Illinois Avenue  
 Carbondale, IL 62901  
 (618) 457-3270

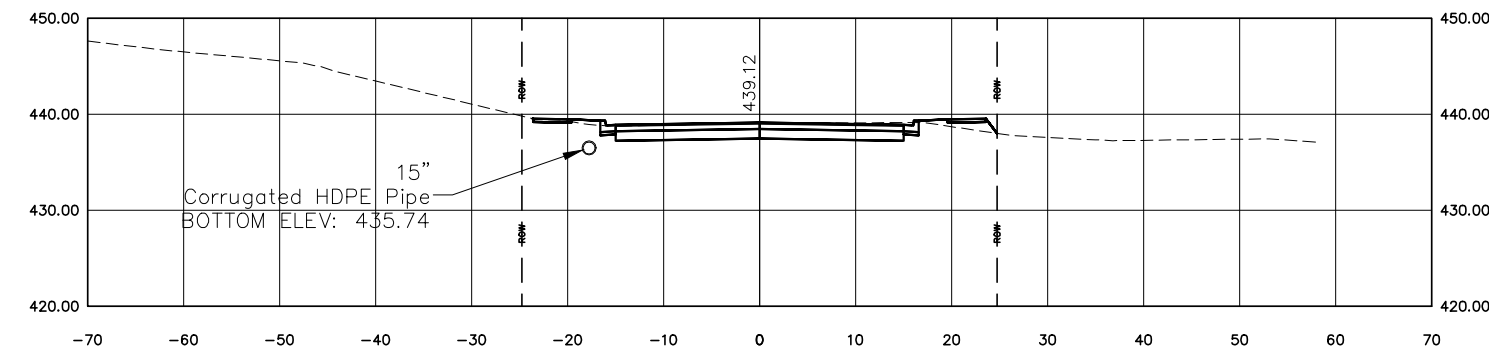
SECTION SHEET - 15  
 SCALE: 1" = 20'  
 STA. 24+75 TO STA. 25+25

ROUTE	SECTION	COUNTY	TOTAL	SHEET #
FAU9719	14-00130-00-FP	JACKSON	75	46
JOB NO: C-99-522-15		FED PROJ: BN5K(220)		
CITY OF CARBONDALE		CONTRACT NO: 99630		

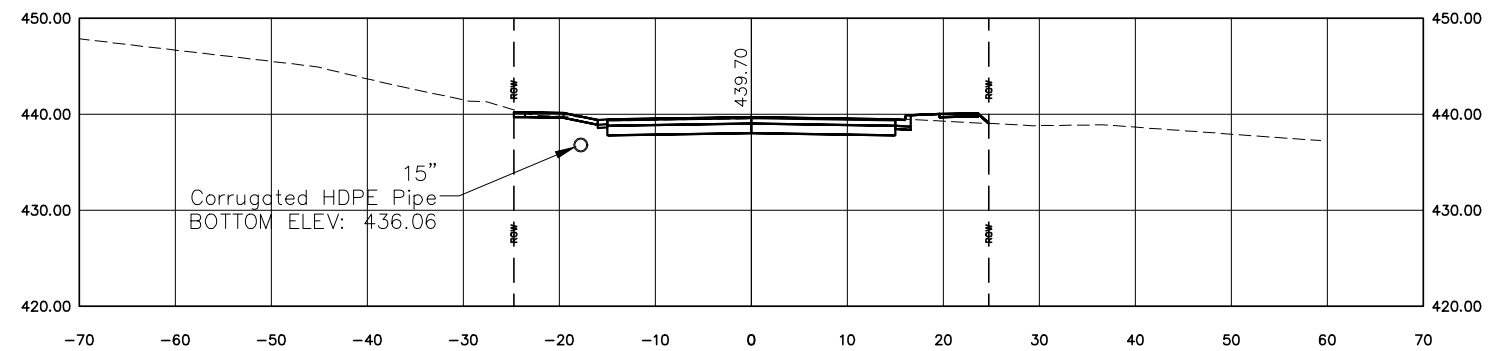
25+50.00



25+75.00



26+00.00



DESIGNED BY: KJH	REVISION:
DRAWN BY:	REVISION:
DATE: 06/2019	REVISION:
JOB NO: ST0202	REVISION:

OAKLAND AVENUE RECONSTRUCTION  
 WALNUT TO CHAUTAUQUA  
 CARBONDALE, IL

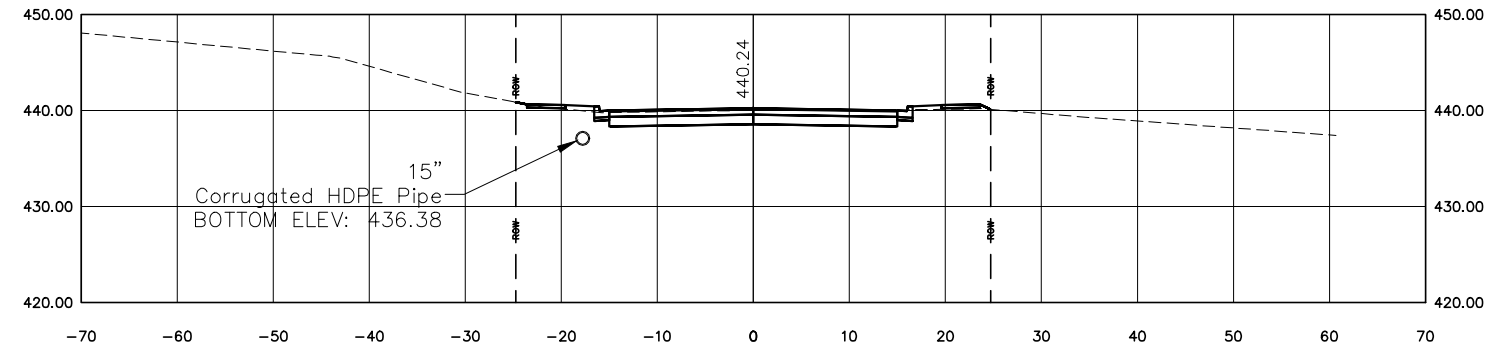


Public Works  
 Engineering  
 200 South Illinois Avenue  
 Carbondale, IL 62901  
 (618) 457-3270

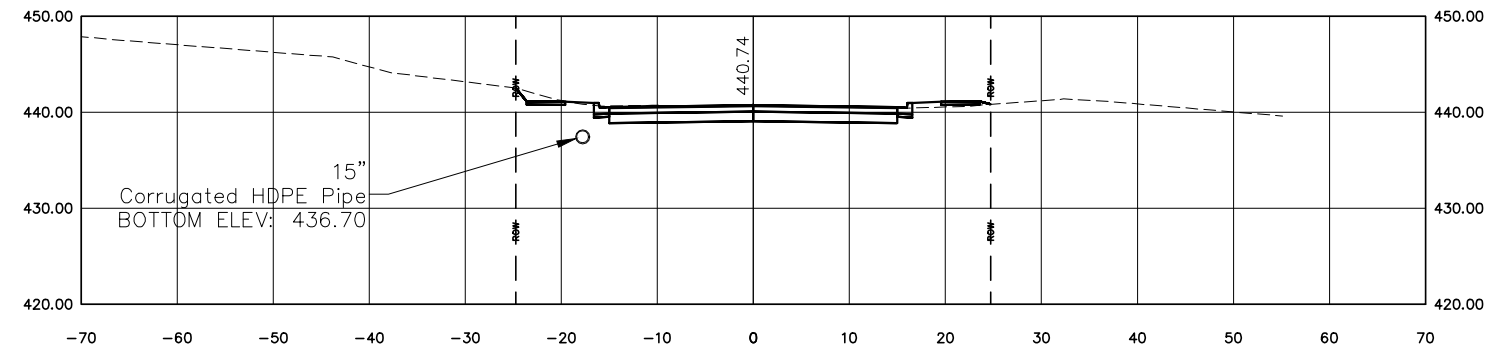
SECTION SHEET - 16  
 SCALE: 1" = 20'  
 STA. 25+50 TO STA. 26+00

ROUTE	SECTION	COUNTY	TOTAL	SHEET #
FAU9719	14-00130-00-FP	JACKSON	75	47
JOB NO: C-99-522-15		FED PROJ: BN5K(220)		
CITY OF CARBONDALE		CONTRACT NO: 99630		

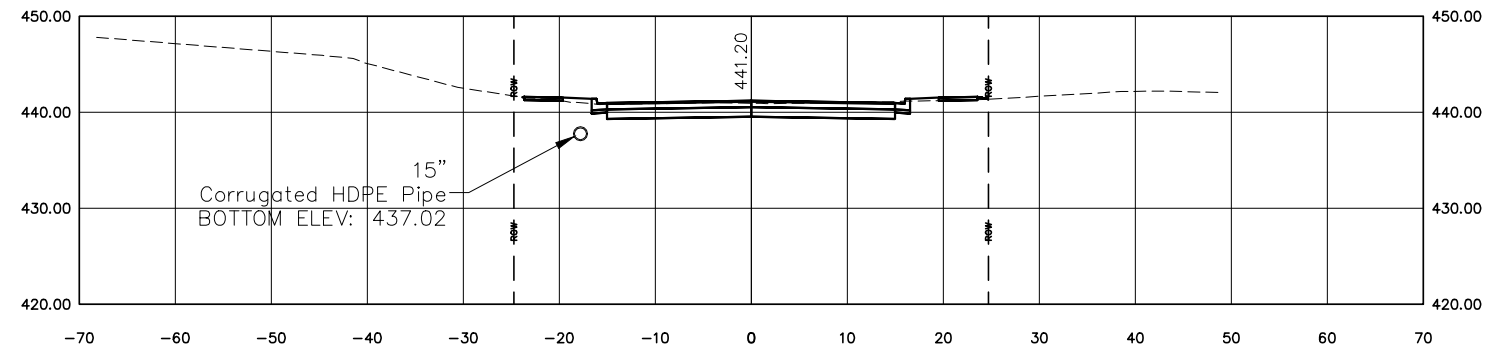
26+25.00



26+50.00



26+75.00



DESIGNED BY: KJH	REVISION:
DRAWN BY:	REVISION:
DATE: 06/2019	REVISION:
JOB NO: ST0202	REVISION:

OAKLAND AVENUE RECONSTRUCTION  
 WALNUT TO CHAUTAUQUA  
 CARBONDALE, IL

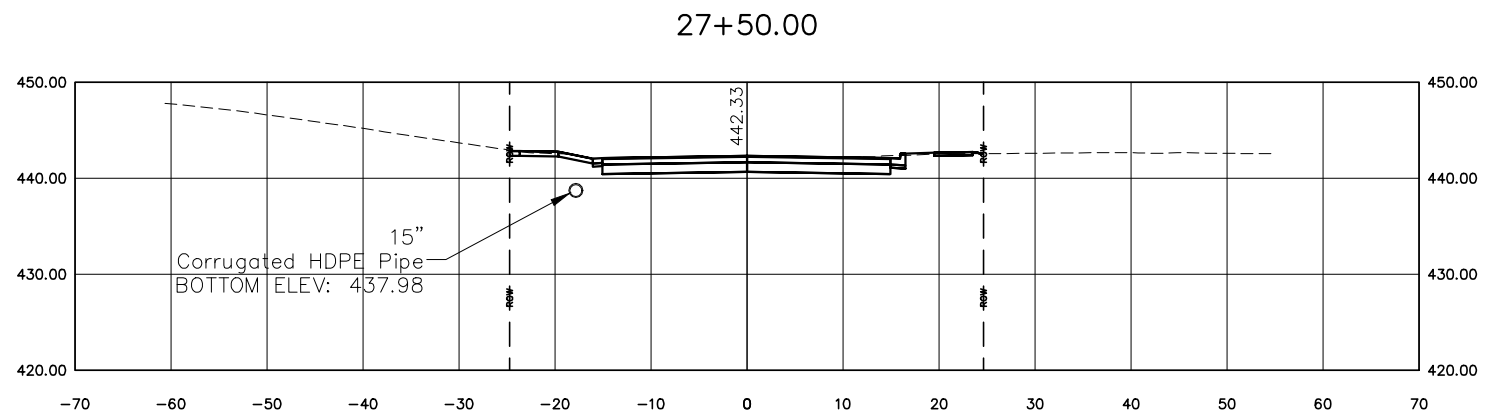
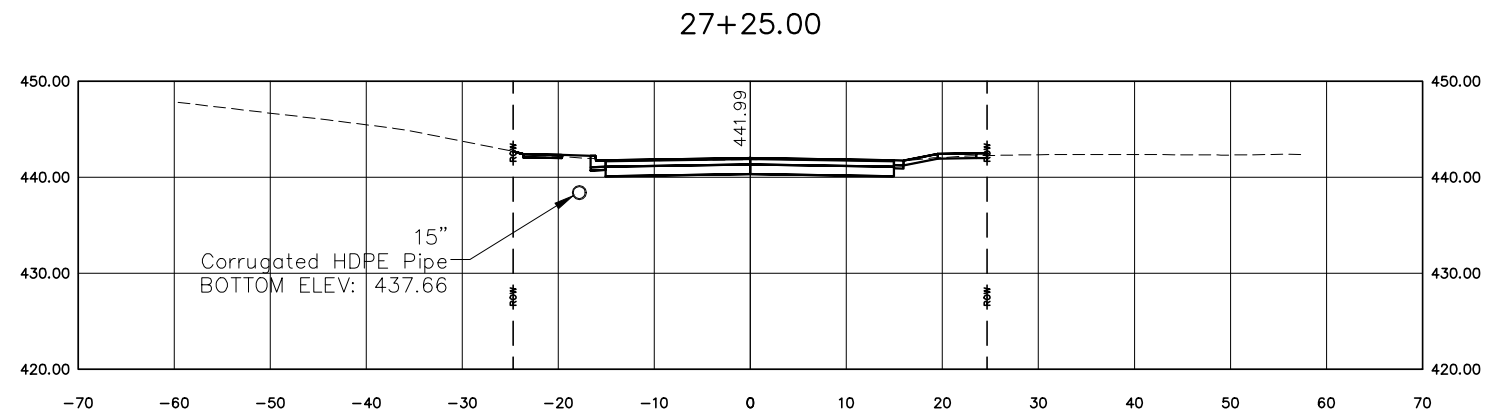
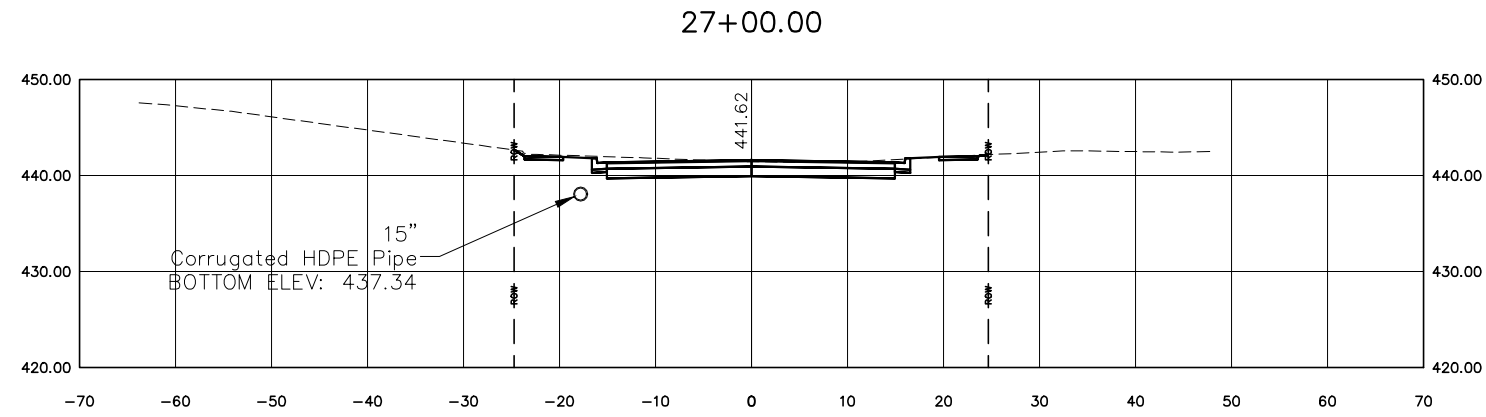


Public Works  
 Engineering  
 200 South Illinois Avenue  
 Carbondale, IL 62901  
 (618) 457-3270

SECTION SHEET - 17  
 SCALE: 1" = 20'  
 STA. 26+25 TO STA. 26+75

ROUTE	SECTION	COUNTY	TOTAL	SHEET #
FAU9719	14-00130-00-FP	JACKSON	75	48
JOB NO: C-99-522-15		FED PROJ: BN5K(220)		
CITY OF CARBONDALE		CONTRACT NO: 99630		





DESIGNED BY: KJH	REVISION:
DRAWN BY:	REVISION:
DATE: 06/2019	REVISION:
JOB NO: ST0202	REVISION:

OAKLAND AVENUE RECONSTRUCTION  
WALNUT TO CHAUTAUQUA  
CARBONDALE, IL



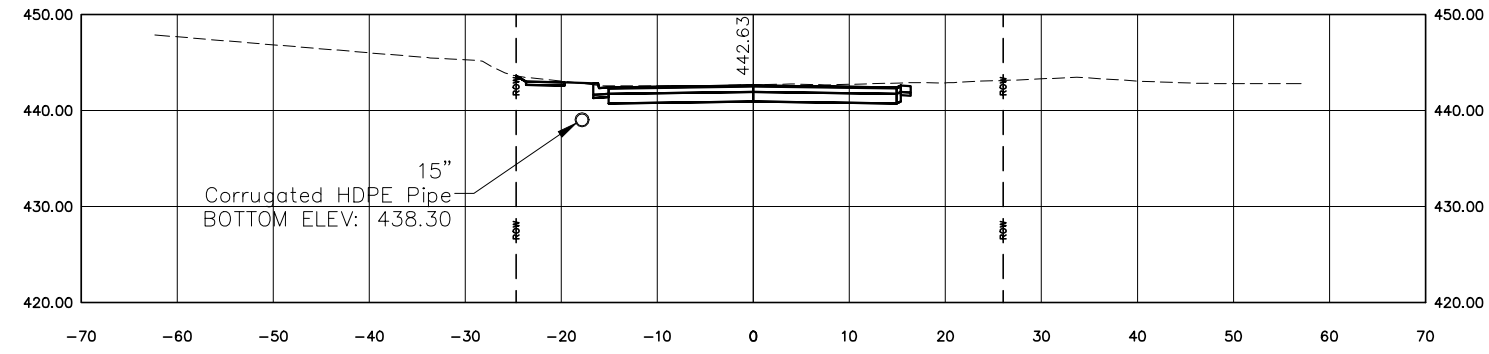
Public Works  
Engineering  
200 South Illinois Avenue  
Carbondale, IL 62901  
(618) 457-3270

SECTION SHEET - 18

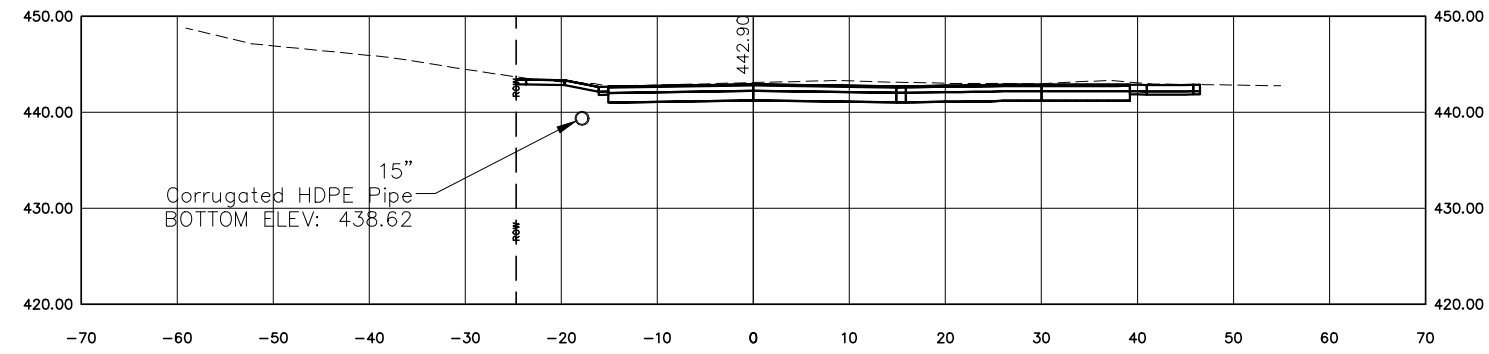
SCALE: 1" = 20'      STA. 27+00 TO STA. 27+50

ROUTE	SECTION	COUNTY	TOTAL	SHEET #
FAU9719	14-00130-00-FP	JACKSON	75	49
JOB NO: C-99-522-15		FED PROJ: BN5K(220)		
CITY OF CARBONDALE		CONTRACT NO: 99630		

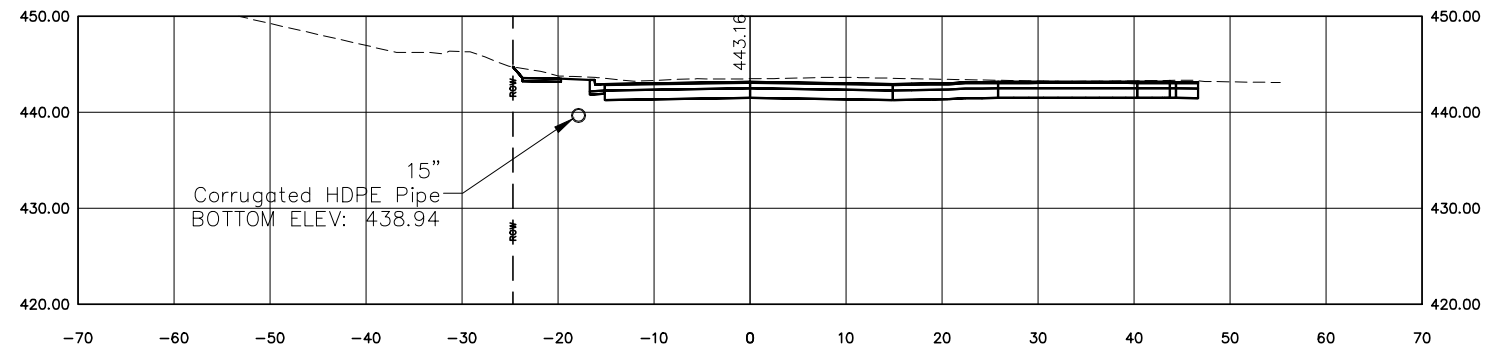
27+75.00



28+00.00



28+25.00



DESIGNED BY: KJH	REVISION:
DRAWN BY:	REVISION:
DATE: 06/2019	REVISION:
JOB NO: ST0202	REVISION:

OAKLAND AVENUE RECONSTRUCTION  
 WALNUT TO CHAUTAUQUA  
 CARBONDALE, IL

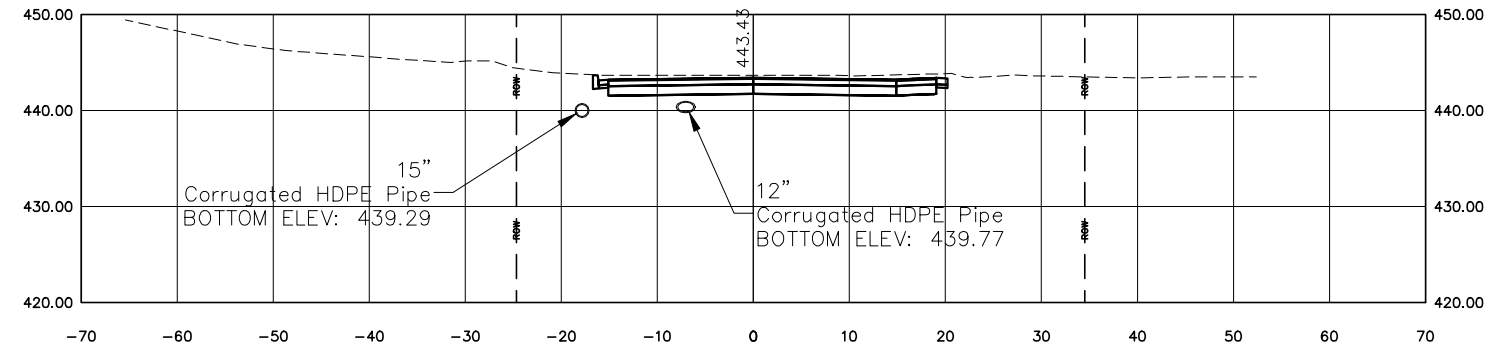


Public Works  
 Engineering  
 200 South Illinois Avenue  
 Carbondale, IL 62901  
 (618) 457-3270

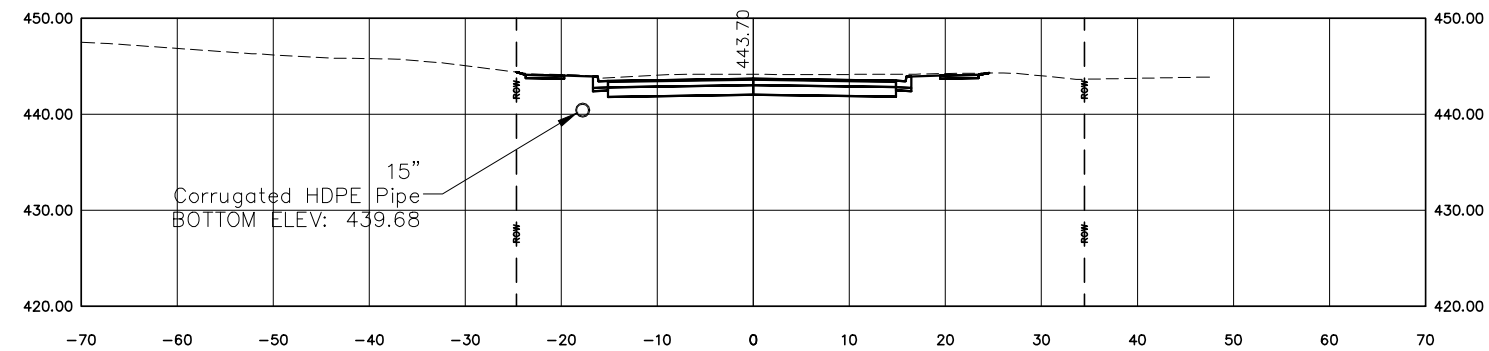
SECTION SHEET - 19  
 SCALE: 1" = 20'  
 STA. 27+75 TO STA. 28+25

ROUTE	SECTION	COUNTY	TOTAL	SHEET #
FAU9719	14-00130-00-FP	JACKSON	75	50
JOB NO: C-99-522-15		FED PROJ: BN5K(220)		
CITY OF CARBONDALE		CONTRACT NO: 99630		

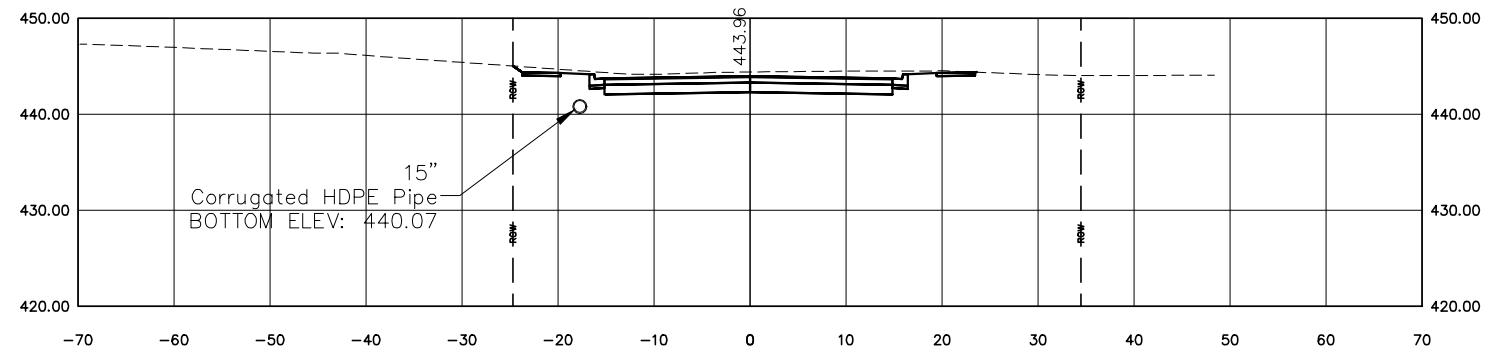
28+50.00



28+75.00



29+00.00



DESIGNED BY: KJH	REVISION:
DRAWN BY:	REVISION:
DATE: 06/2019	REVISION:
JOB NO: ST0202	REVISION:

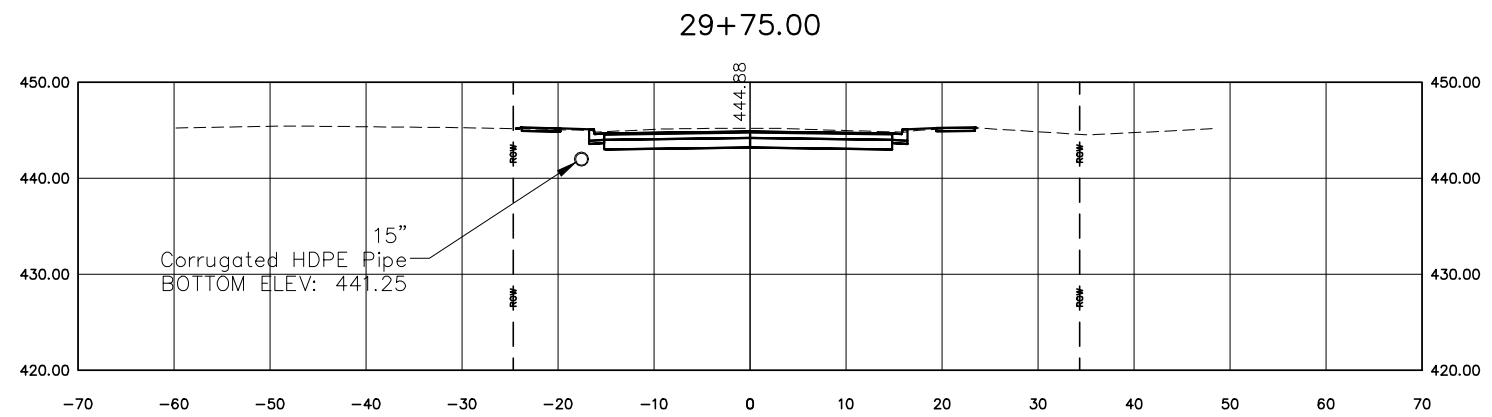
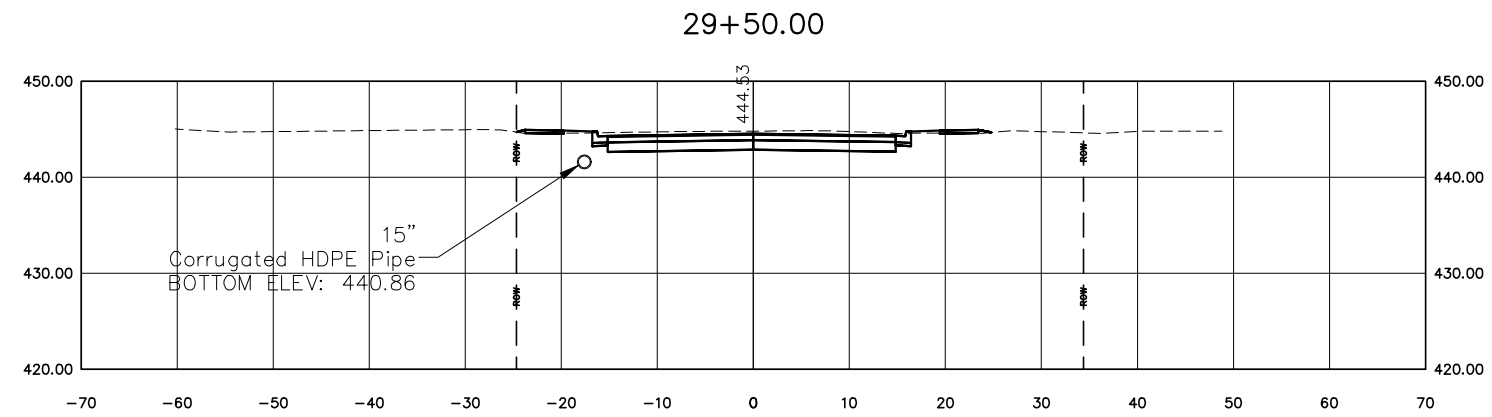
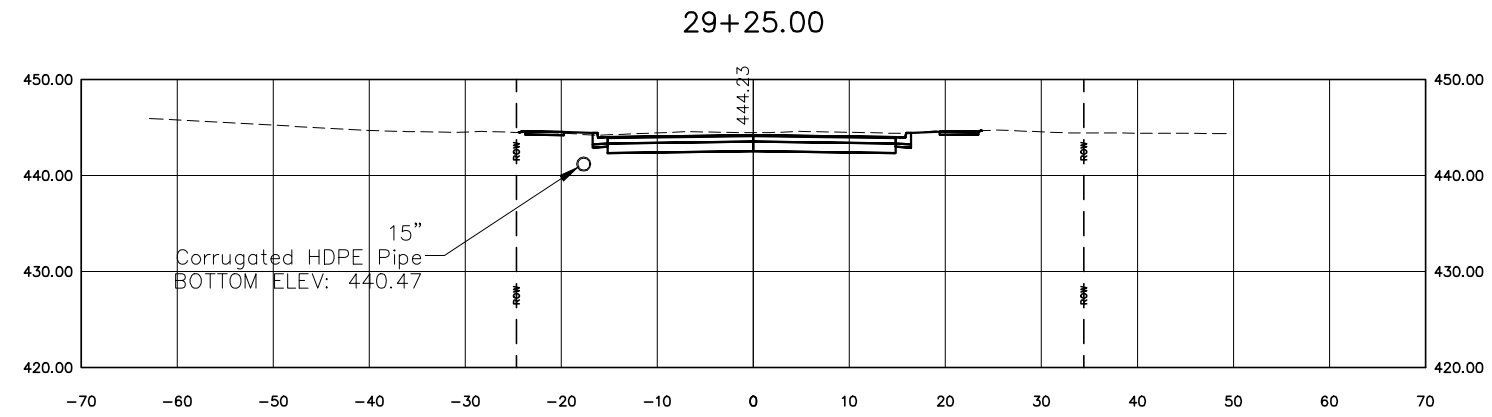
OAKLAND AVENUE RECONSTRUCTION  
 WALNUT TO CHAUTAUQUA  
 CARBONDALE, IL



Public Works  
 Engineering  
 200 South Illinois Avenue  
 Carbondale, IL 62901  
 (618) 457-3270

SECTION SHEET - 20  
 SCALE: 1" = 20'  
 STA. 28+50 TO STA. 29+00

ROUTE	SECTION	COUNTY	TOTAL	SHEET #
FAU9719	14-00130-00-FP	JACKSON	75	51
JOB NO: C-99-522-15		FED PROJ: BN5K(220)		
CITY OF CARBONDALE		CONTRACT NO: 99630		



DESIGNED BY: KJH	REVISION:
DRAWN BY:	REVISION:
DATE: 06/2019	REVISION:
JOB NO: ST0202	REVISION:

OAKLAND AVENUE RECONSTRUCTION  
WALNUT TO CHAUTAUQUA  
CARBONDALE, IL

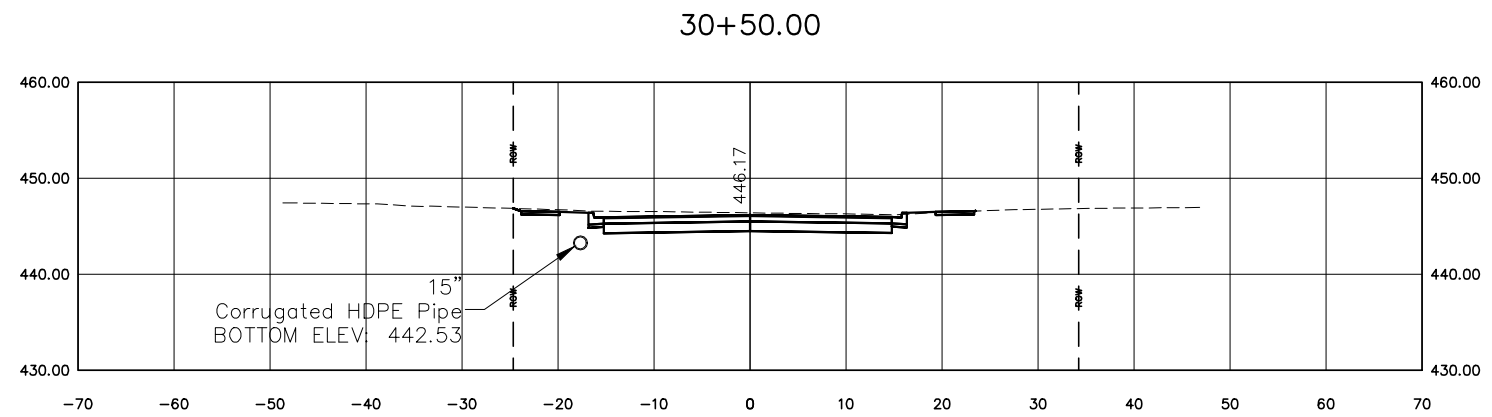
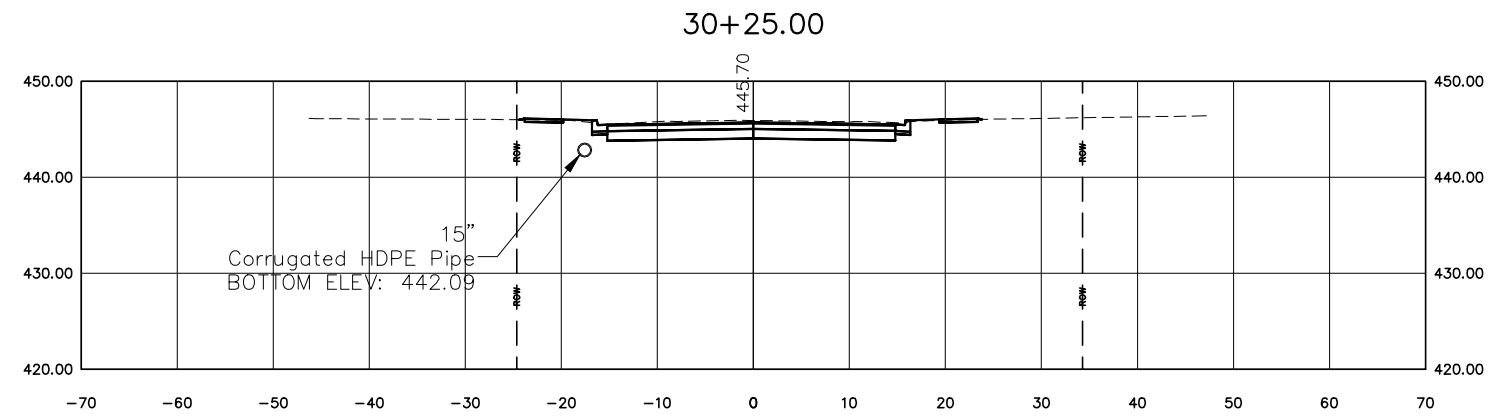
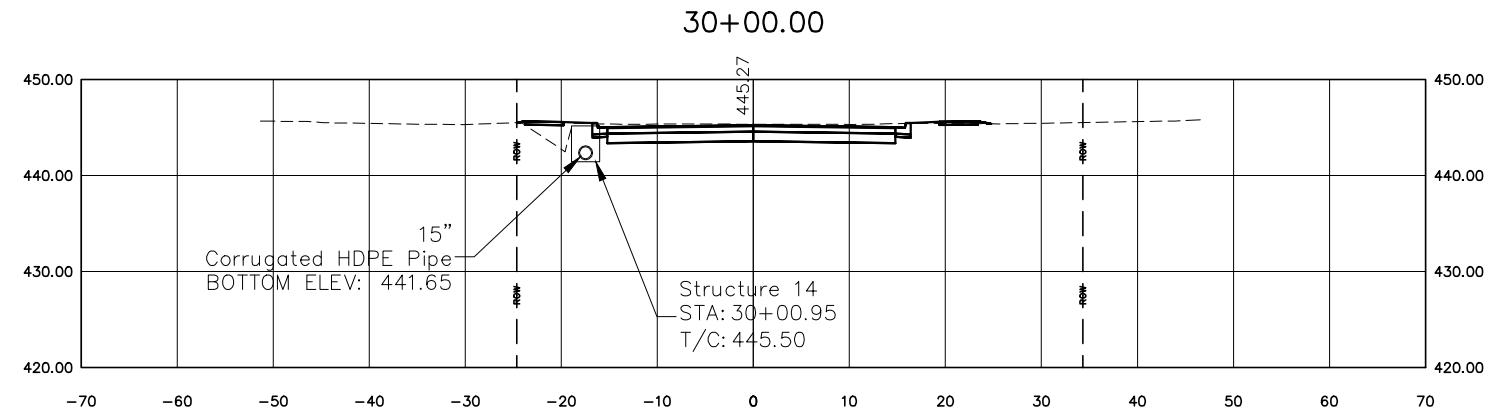


Public Works  
Engineering  
200 South Illinois Avenue  
Carbondale, IL 62901  
(618) 457-3270

SECTION SHEET - 21

SCALE: 1" = 20'  
STA. 29+25 TO STA. 29+75

ROUTE	SECTION	COUNTY	TOTAL	SHEET #
FAU9719	14-00130-00-FP	JACKSON	75	52
JOB NO: C-99-522-15		FED PROJ: BN5K(220)		
CITY OF CARBONDALE		CONTRACT NO: 99630		



DESIGNED BY: KJH	REVISION:
DRAWN BY:	REVISION:
DATE: 06/2019	REVISION:
JOB NO: ST0202	REVISION:

OAKLAND AVENUE RECONSTRUCTION  
WALNUT TO CHAUTAUQUA  
CARBONDALE, IL



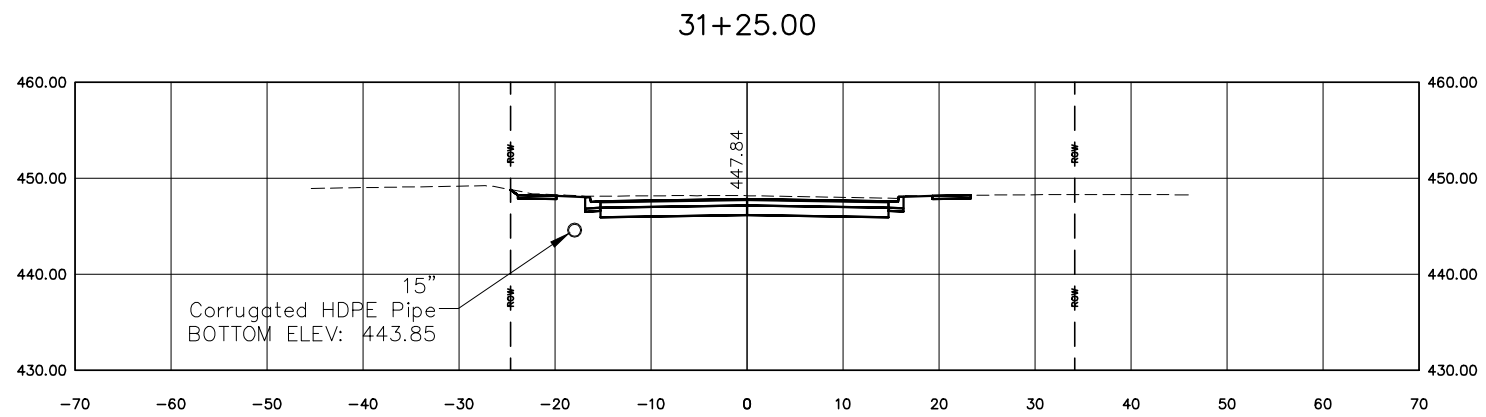
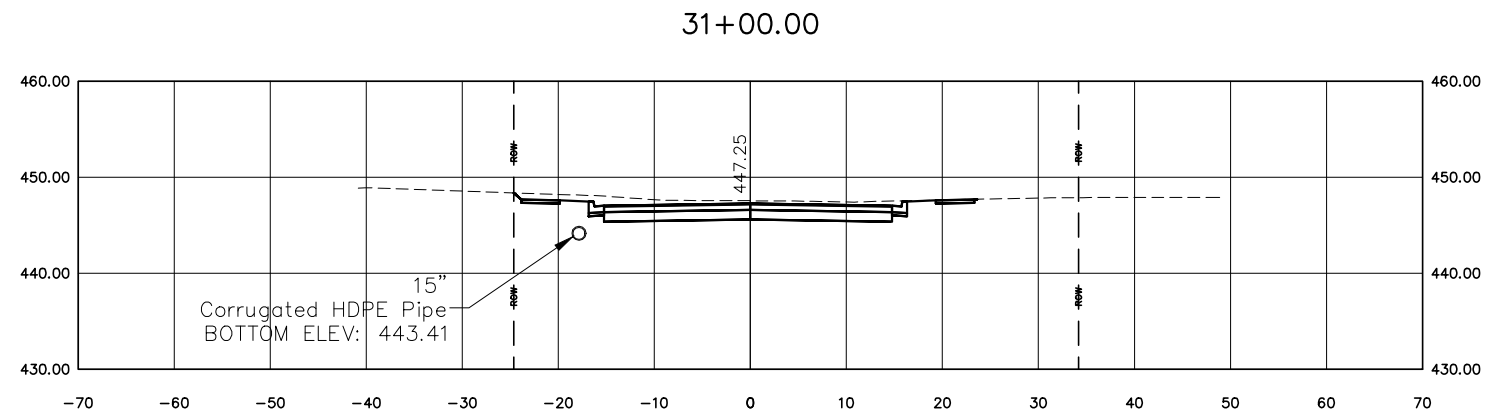
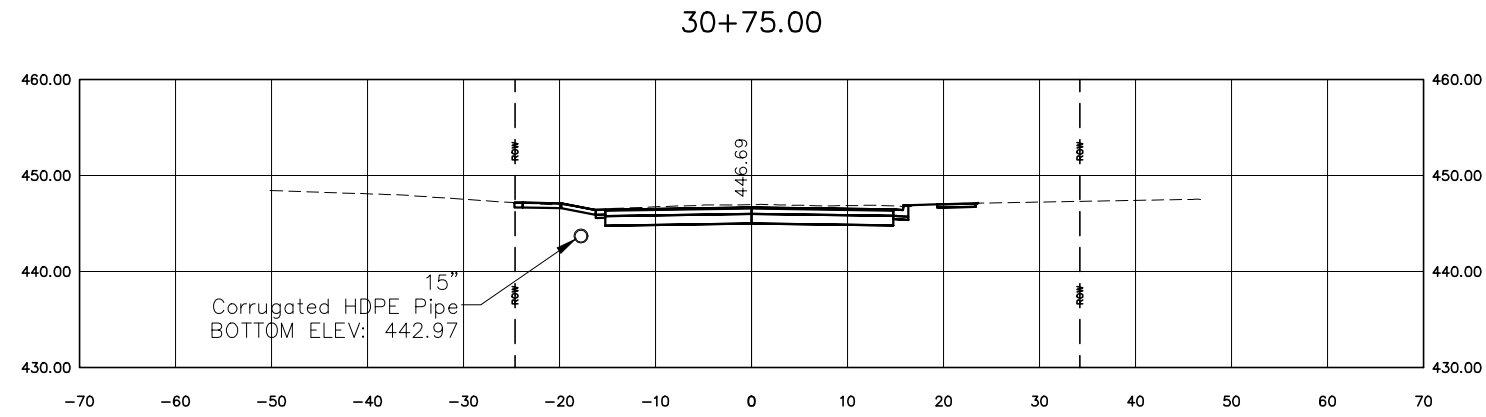
Public Works  
Engineering  
200 South Illinois Avenue  
Carbondale, IL 62901  
(618) 457-3270

SECTION SHEET - 22

SCALE: 1" = 20'

STA. 30+00 TO STA. 30+50

ROUTE	SECTION	COUNTY	TOTAL	SHEET #
FAU9719	14-00130-00-FP	JACKSON	75	53
JOB NO: C-99-522-15		FED PROJ: BN5K(220)		
CITY OF CARBONDALE		CONTRACT NO: 99630		



DESIGNED BY: KJH	REVISION:
DRAWN BY:	REVISION:
DATE: 06/2019	REVISION:
JOB NO: ST0202	REVISION:

OAKLAND AVENUE RECONSTRUCTION  
WALNUT TO CHAUTAUQUA  
CARBONDALE, IL

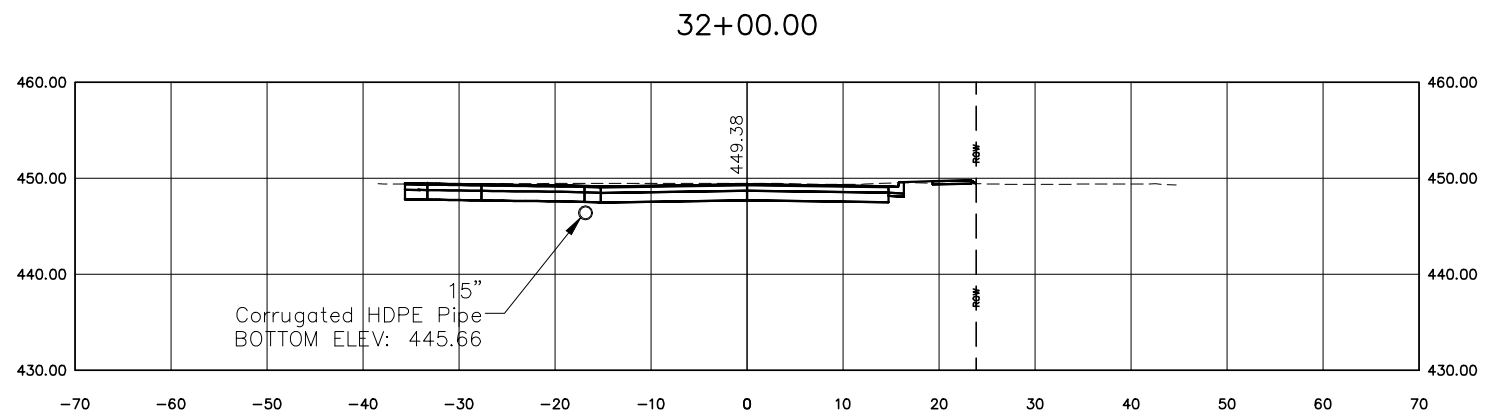
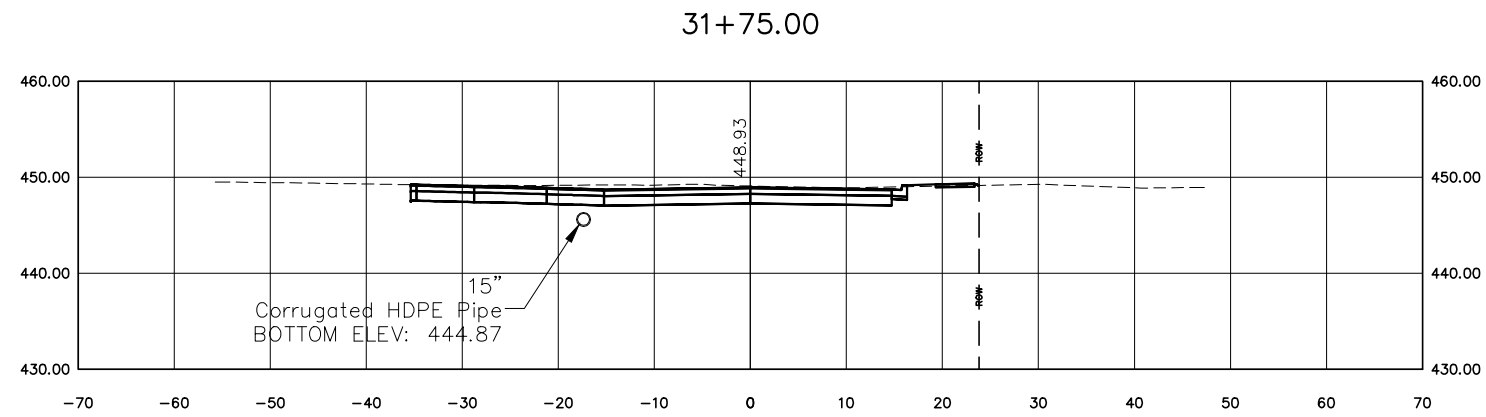
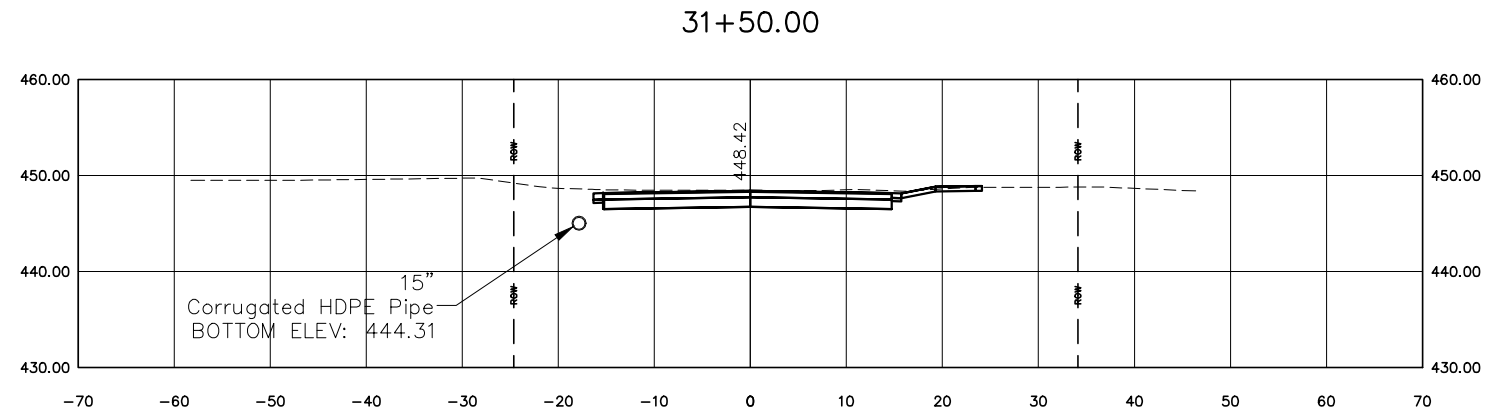


Public Works  
Engineering  
200 South Illinois Avenue  
Carbondale, IL 62901  
(618) 457-3270

SECTION SHEET - 23

SCALE: 1" = 20'  
STA. 30+75 TO STA. 31+25

ROUTE	SECTION	COUNTY	TOTAL	SHEET #
FAU9719	14-00130-00-FP	JACKSON	75	54
JOB NO: C-99-522-15		FED PROJ: BN5K(220)		
CITY OF CARBONDALE		CONTRACT NO: 99630		



DESIGNED BY: KJH	REVISION:
DRAWN BY:	REVISION:
DATE: 06/2019	REVISION:
JOB NO: ST0202	REVISION:

OAKLAND AVENUE RECONSTRUCTION  
WALNUT TO CHAUTAUQUA  
CARBONDALE, IL



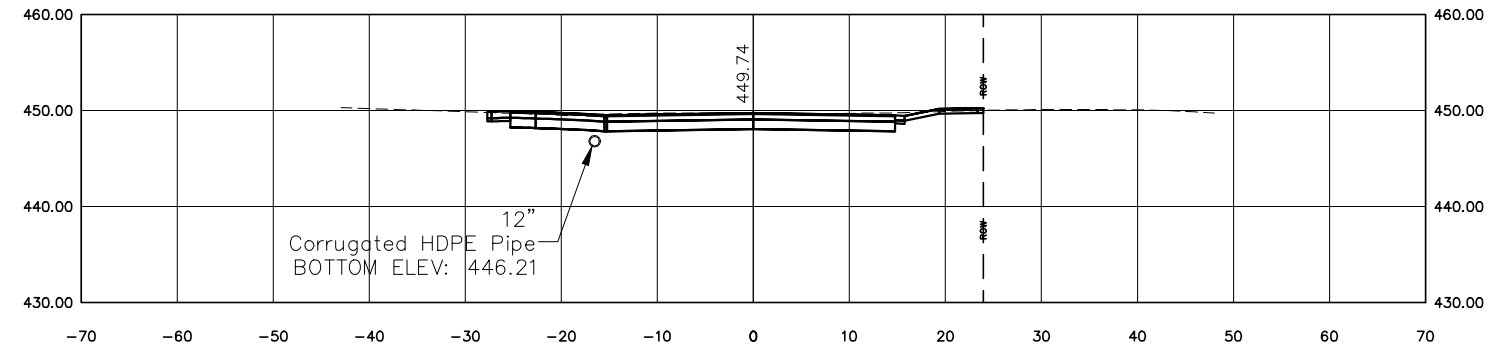
Public Works  
Engineering  
200 South Illinois Avenue  
Carbondale, IL 62901  
(618) 457-3270

SECTION SHEET - 24

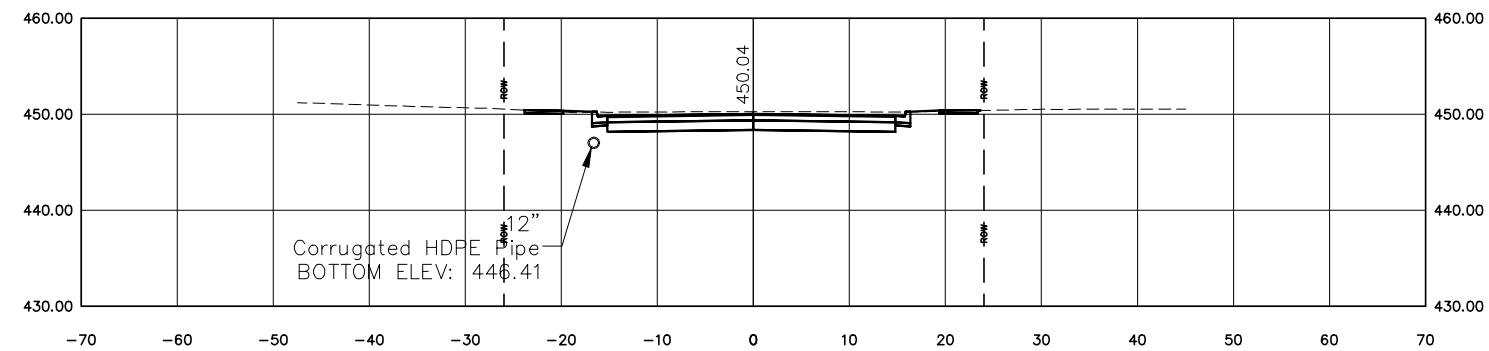
SCALE: 1" = 20'  
STA. 31+50 TO STA. 32+00

ROUTE	SECTION	COUNTY	TOTAL	SHEET #
FAU9719	14-00130-00-FP	JACKSON	75	55
JOB NO: C-99-522-15		FED PROJ: BN5K(220)		
CITY OF CARBONDALE		CONTRACT NO: 99630		

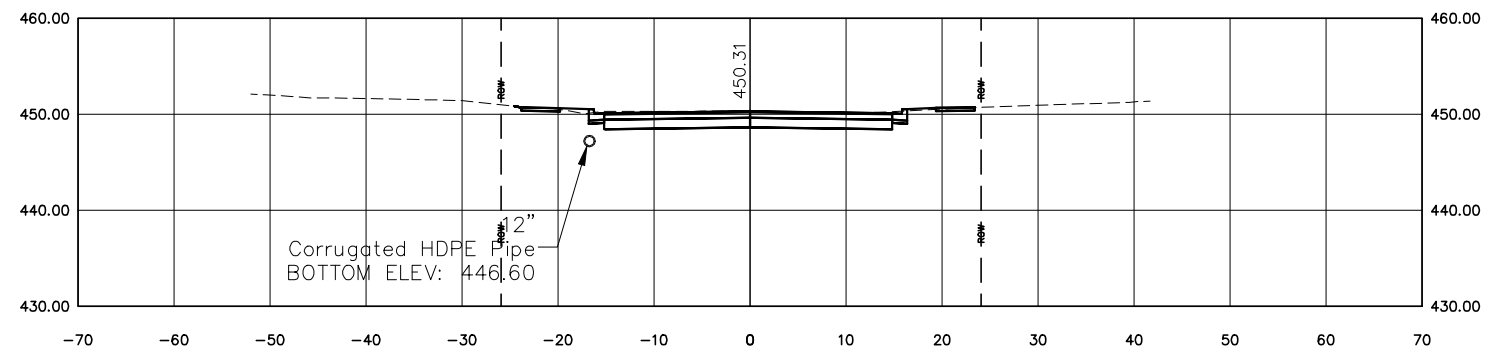
32+25.00



32+50.00

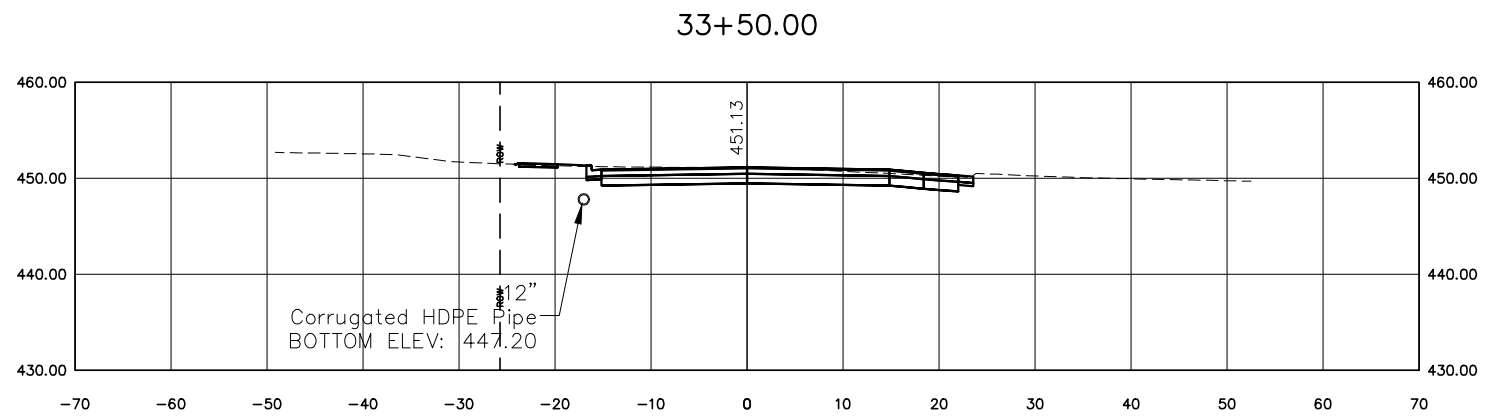
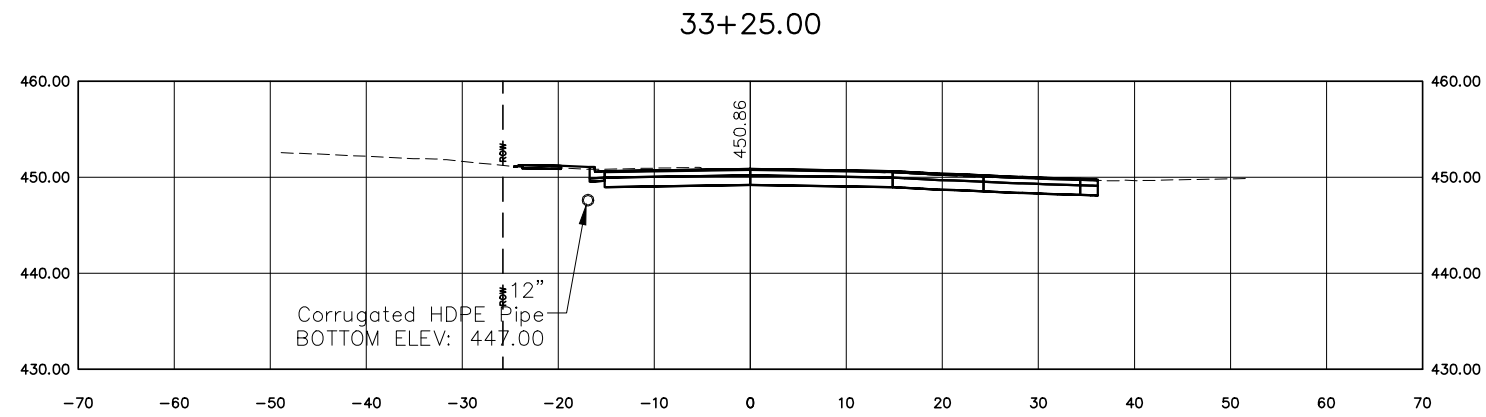
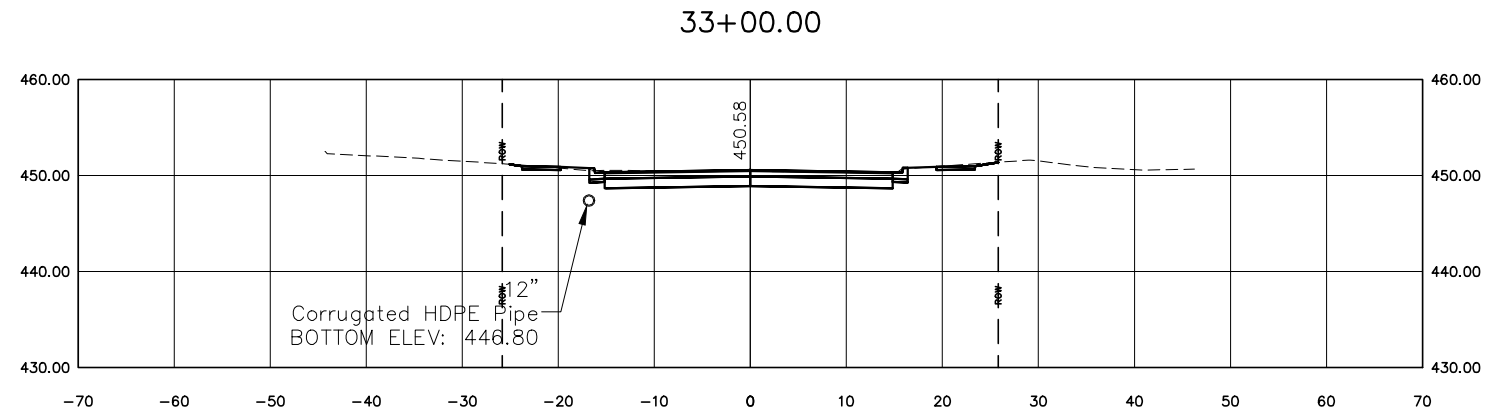


32+75.00



DESIGNED BY: KJH	REVISION:	OAKLAND AVENUE RECONSTRUCTION WALNUT TO CHAUTAUQUA CARBONDALE, IL		Public Works Engineering 200 South Illinois Avenue Carbondale, IL 62901 (618) 457-3270	SECTION SHEET - 25		ROUTE	SECTION	COUNTY	TOTAL	SHEET #	
DRAWN BY:	REVISION:						FAU9719	14-00130-00-FP	JACKSON	75	56	
DATE: 06/2019	REVISION:				JOB NO: C-99-522-15		FED PROJ: BN5K(220)		CITY OF CARBONDALE		CONTRACT NO: 99630	
JOB NO: ST0202	REVISION:				SCALE: 1" = 20'		STA. 32+25 TO STA. 32+75					





DESIGNED BY: KJH	REVISION:
DRAWN BY:	REVISION:
DATE: 06/2019	REVISION:
JOB NO: ST0202	REVISION:

OAKLAND AVENUE RECONSTRUCTION  
WALNUT TO CHAUTAUQUA  
CARBONDALE, IL

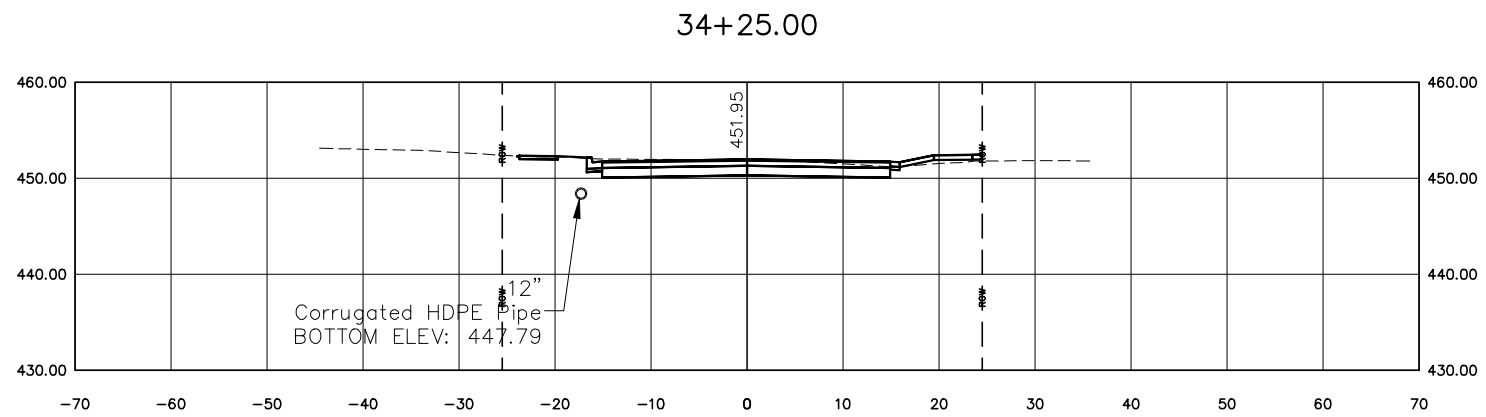
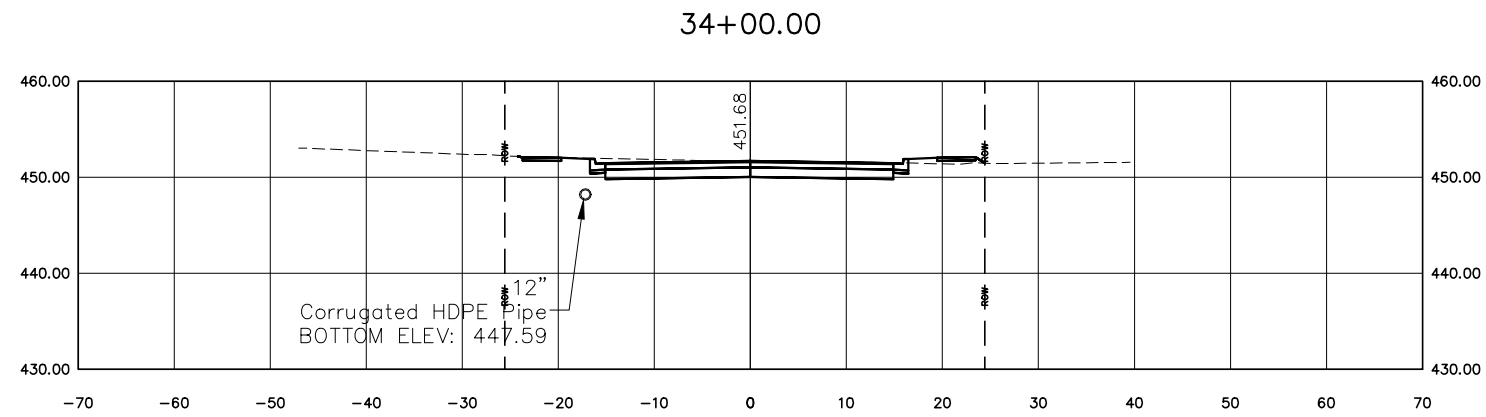
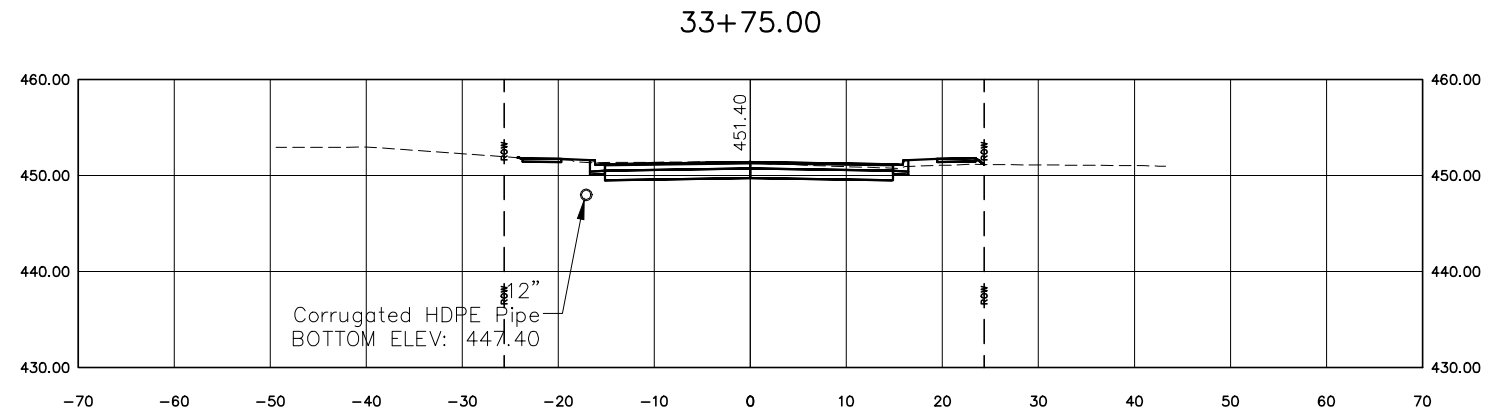


Public Works  
Engineering  
200 South Illinois Avenue  
Carbondale, IL 62901  
(618) 457-3270

SECTION SHEET - 26

SCALE: 1" = 20'  
STA. 33+00 TO STA. 33+50

ROUTE	SECTION	COUNTY	TOTAL	SHEET #
FAU9719	14-00130-00-FP	JACKSON	75	57
JOB NO: C-99-522-15		FED PROJ: BN5K(220)		
CITY OF CARBONDALE		CONTRACT NO: 99630		



DESIGNED BY: KJH	REVISION:
DRAWN BY:	REVISION:
DATE: 06/2019	REVISION:
JOB NO: ST0202	REVISION:

OAKLAND AVENUE RECONSTRUCTION  
WALNUT TO CHAUTAUQUA  
CARBONDALE, IL

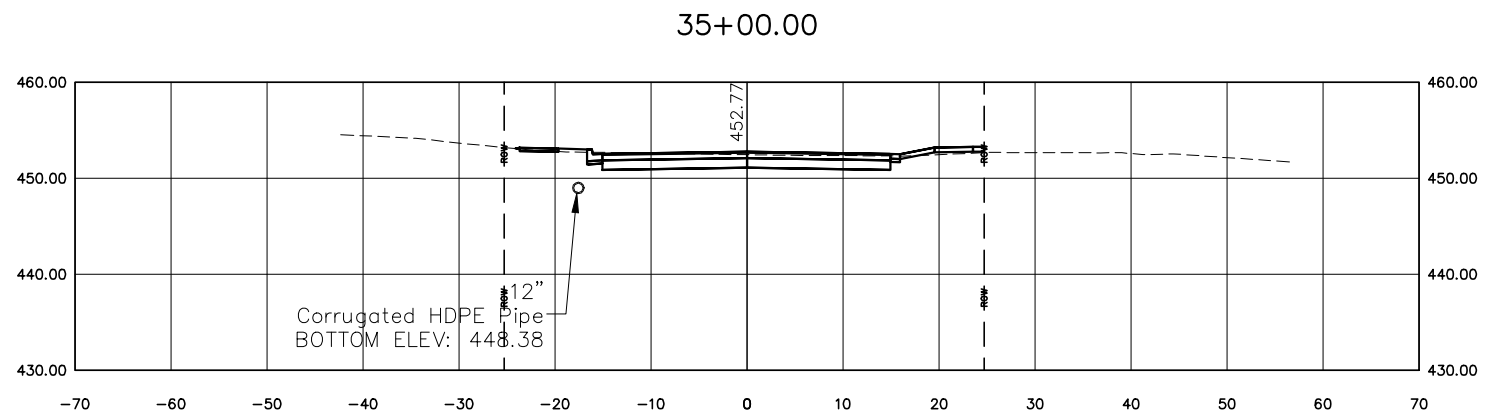
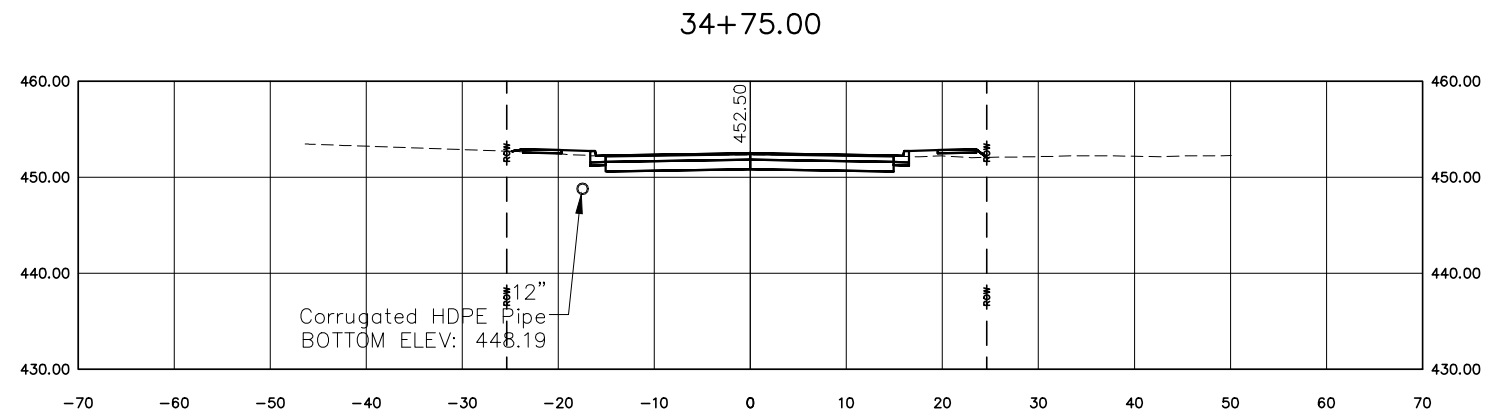
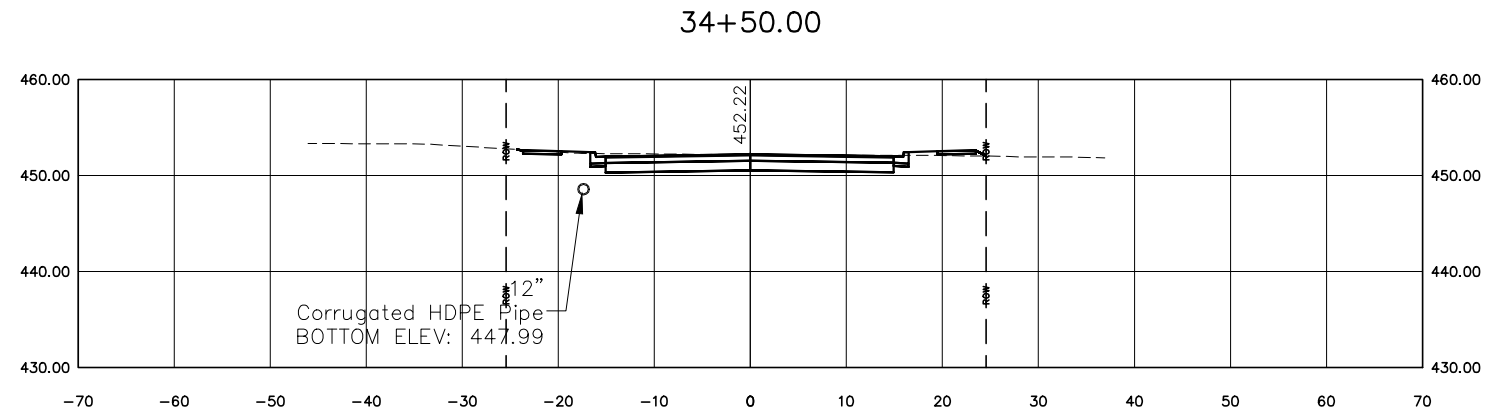


Public Works  
Engineering  
200 South Illinois Avenue  
Carbondale, IL 62901  
(618) 457-3270

SECTION SHEET - 27

SCALE: 1" = 20'  
STA. 33+75 TO STA. 34+25

ROUTE	SECTION	COUNTY	TOTAL	SHEET #
FAU9719	14-00130-00-FP	JACKSON	75	58
JOB NO: C-99-522-15		FED PROJ: BN5K(220)		
CITY OF CARBONDALE		CONTRACT NO: 99630		



DESIGNED BY: KJH	REVISION:
DRAWN BY:	REVISION:
DATE: 06/2019	REVISION:
JOB NO: ST0202	REVISION:

OAKLAND AVENUE RECONSTRUCTION  
WALNUT TO CHAUTAUQUA  
CARBONDALE, IL

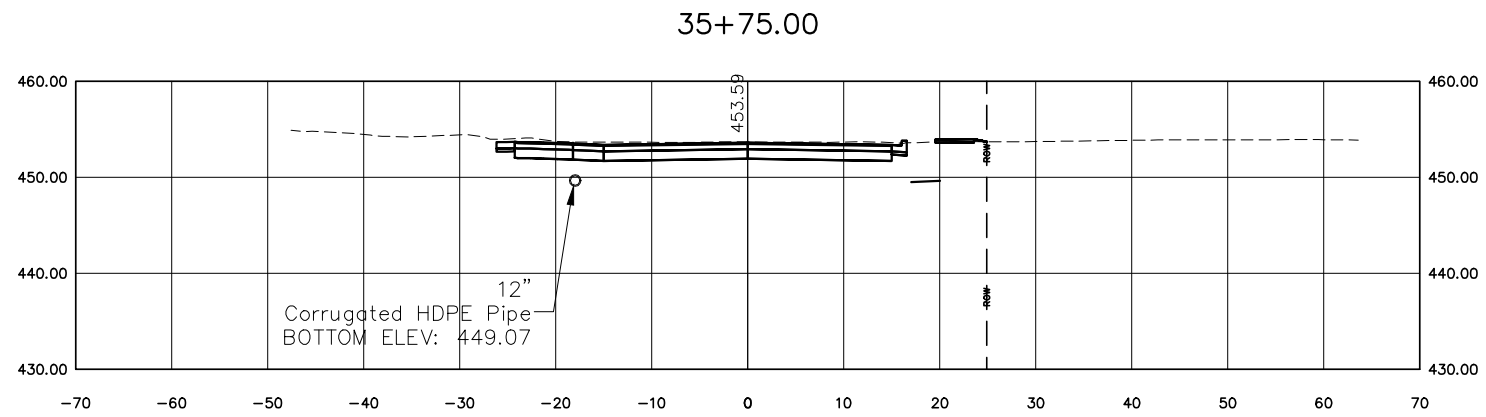
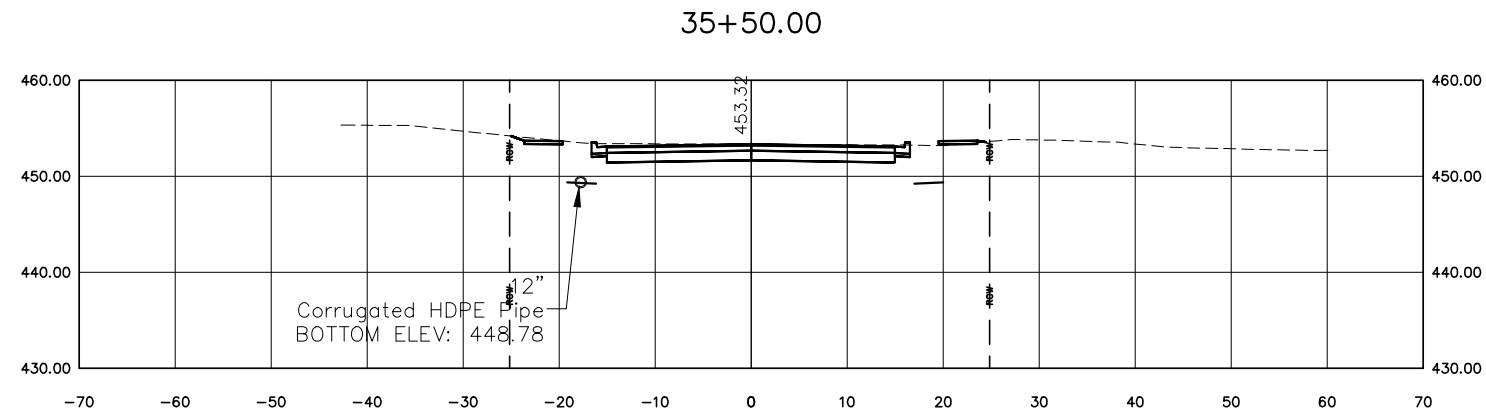
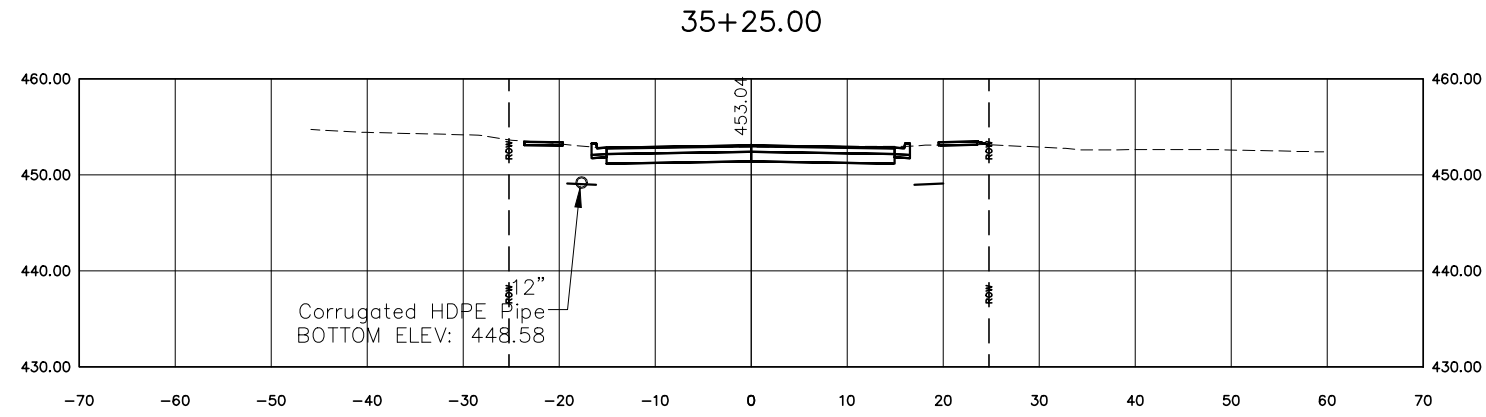


Public Works  
Engineering  
200 South Illinois Avenue  
Carbondale, IL 62901  
(618) 457-3270

SECTION SHEET - 28

SCALE: 1" = 20'  
STA. 34+50 TO STA. 35+00

ROUTE	SECTION	COUNTY	TOTAL	SHEET #
FAU9719	14-00130-00-FP	JACKSON	75	59
JOB NO: C-99-522-15		FED PROJ: BN5K(220)		
CITY OF CARBONDALE		CONTRACT NO: 99630		



DESIGNED BY: KJH	REVISION:
DRAWN BY:	REVISION:
DATE: 06/2019	REVISION:
JOB NO: ST0202	REVISION:

OAKLAND AVENUE RECONSTRUCTION  
WALNUT TO CHAUTAUQUA  
CARBONDALE, IL

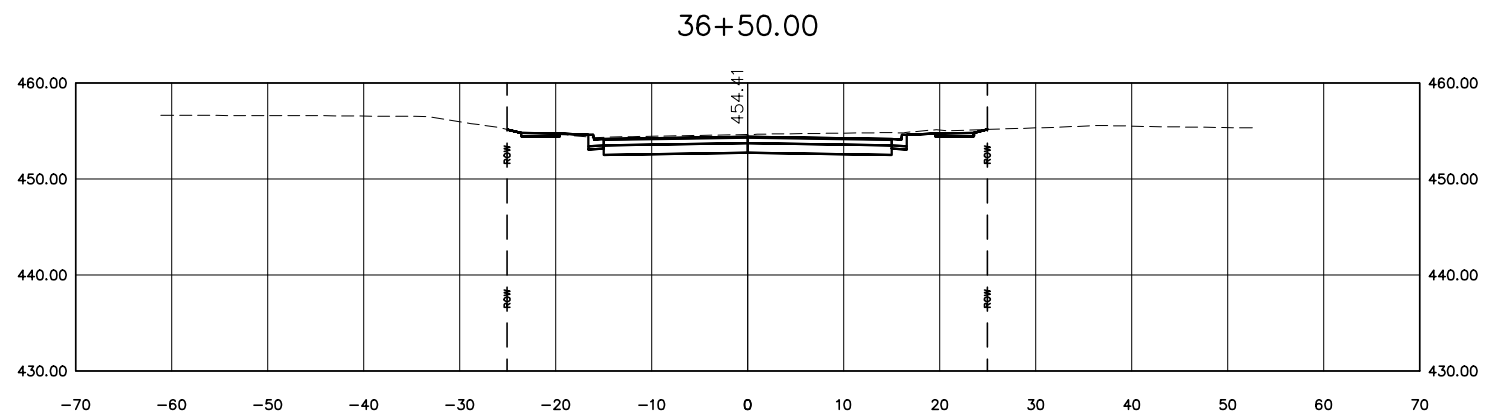
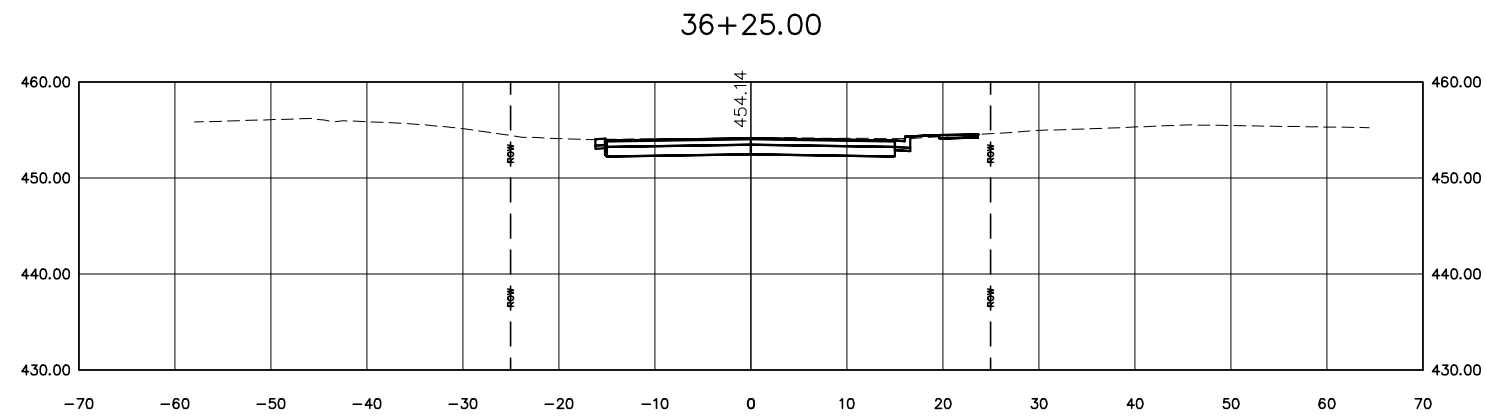
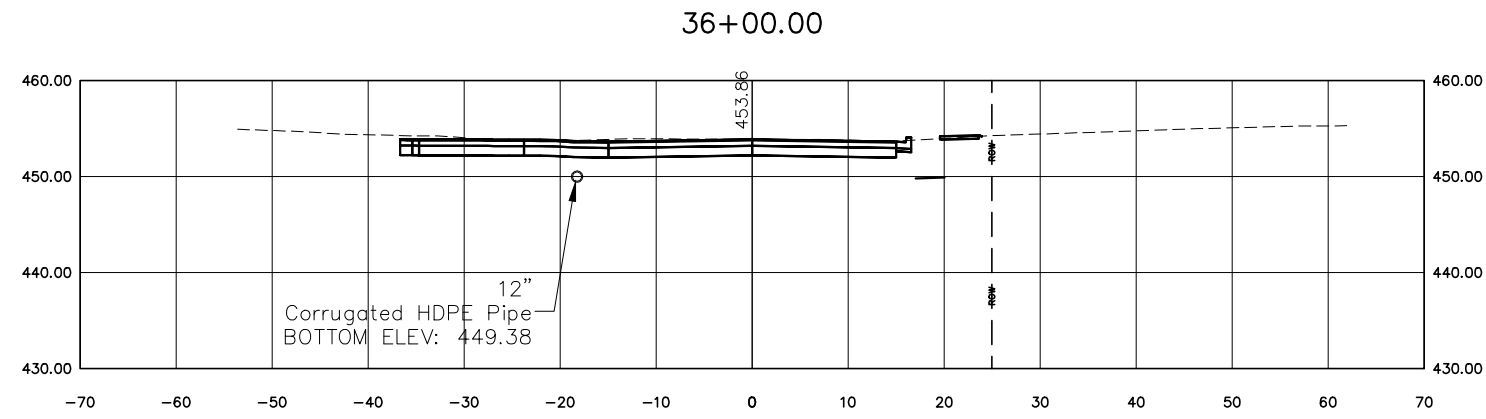


Public Works  
Engineering  
200 South Illinois Avenue  
Carbondale, IL 62901  
(618) 457-3270

SECTION SHEET - 29

SCALE: 1" = 20'  
STA. 35+25 TO STA. 35+75

ROUTE	SECTION	COUNTY	TOTAL	SHEET #
FAU9719	14-00130-00-FP	JACKSON	75	60
JOB NO: C-99-522-15		FED PROJ: BN5K(220)		
CITY OF CARBONDALE		CONTRACT NO: 99630		



DESIGNED BY: KJH	REVISION:
DRAWN BY:	REVISION:
DATE: 06/2019	REVISION:
JOB NO: ST0202	REVISION:

OAKLAND AVENUE RECONSTRUCTION  
WALNUT TO CHAUTAUQUA  
CARBONDALE, IL

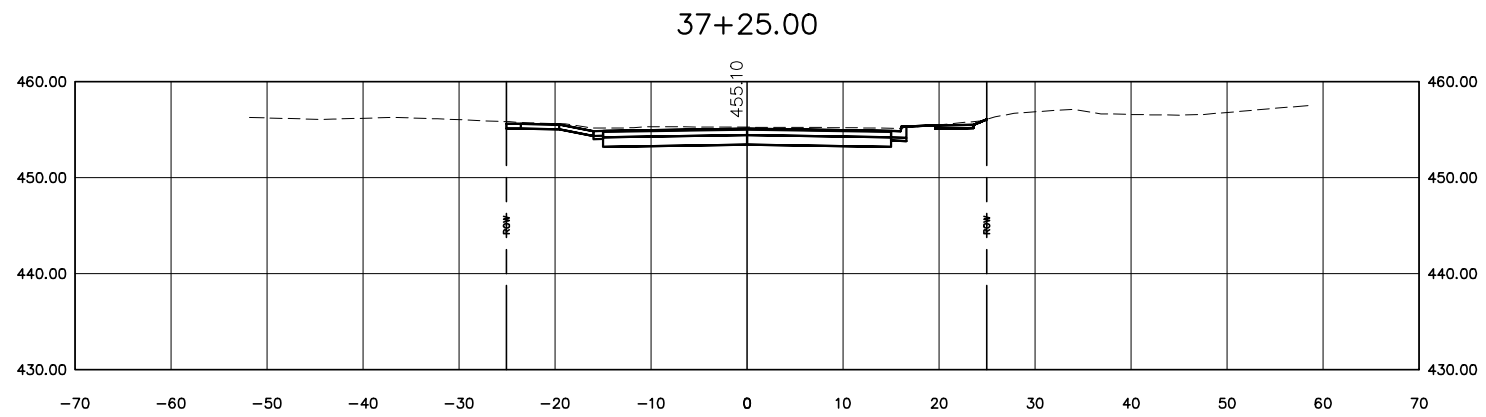
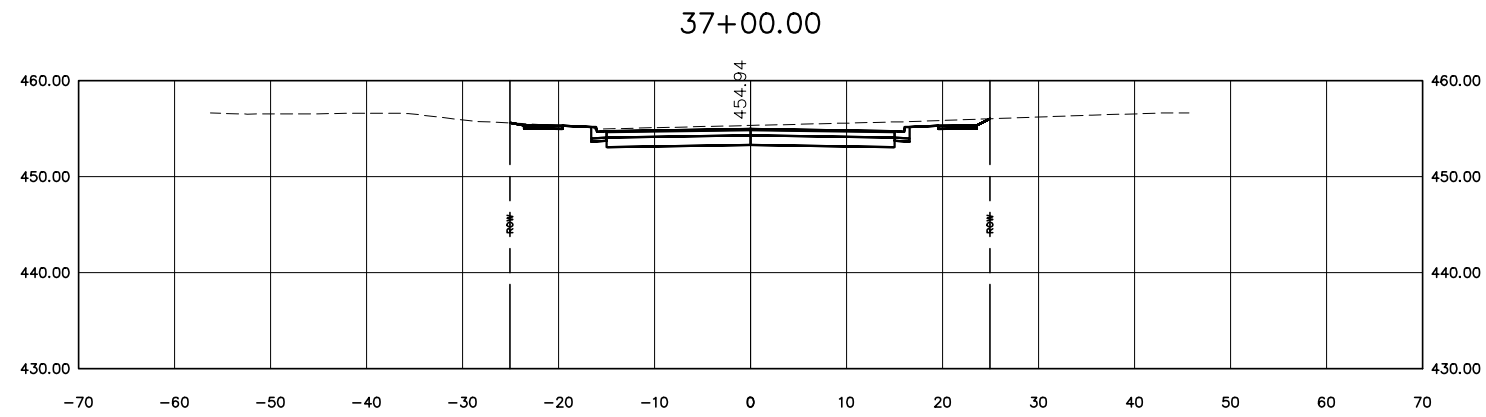
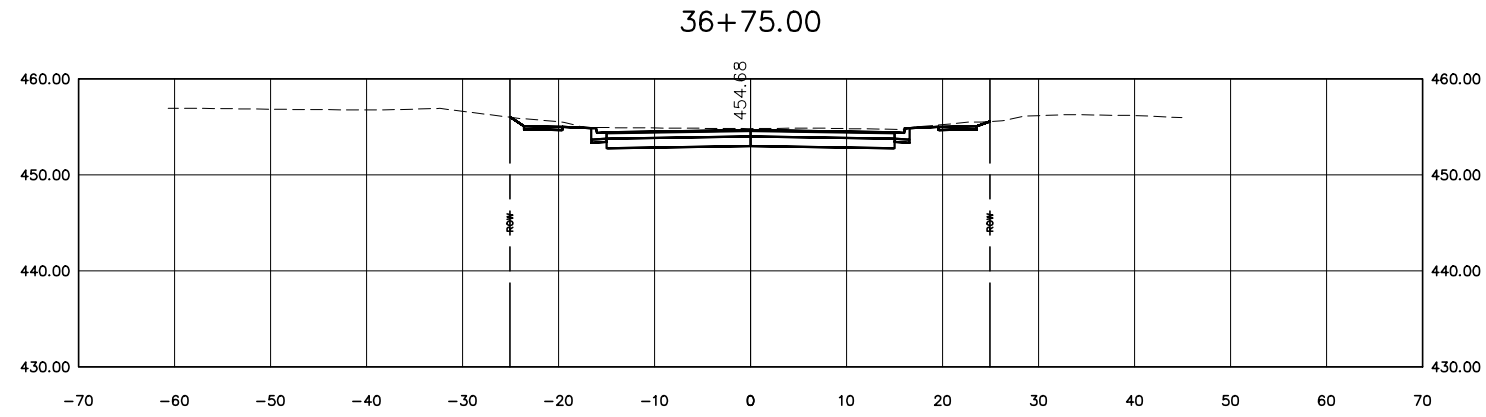


Public Works  
Engineering  
200 South Illinois Avenue  
Carbondale, IL 62901  
(618) 457-3270

SECTION SHEET - 30

SCALE: 1" = 20'  
STA. 36+00 TO STA. 36+50

ROUTE	SECTION	COUNTY	TOTAL	SHEET #
FAU9719	14-00130-00-FP	JACKSON	75	61
JOB NO: C-99-522-15		FED PROJ: BN5K(220)		
CITY OF CARBONDALE		CONTRACT NO: 99630		



DESIGNED BY: KJH	REVISION:
DRAWN BY:	REVISION:
DATE: 06/2019	REVISION:
JOB NO: ST0202	REVISION:

OAKLAND AVENUE RECONSTRUCTION  
WALNUT TO CHAUTAUQUA  
CARBONDALE, IL

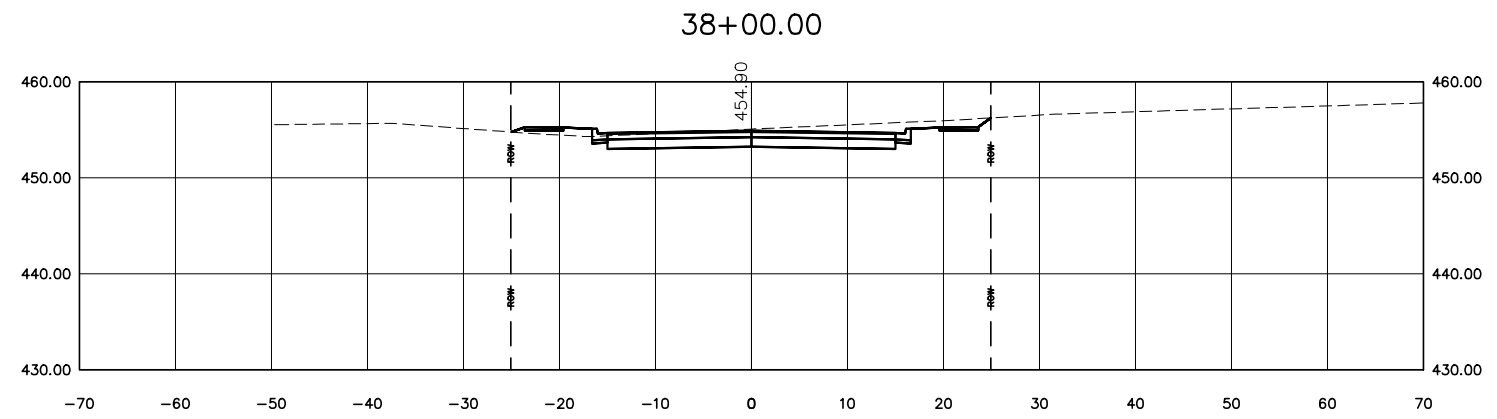
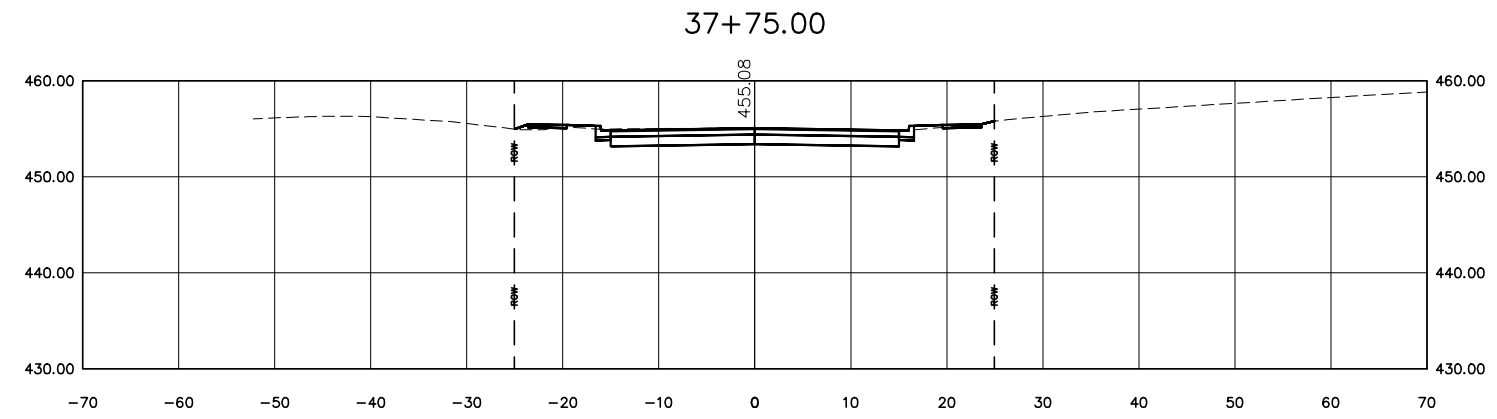
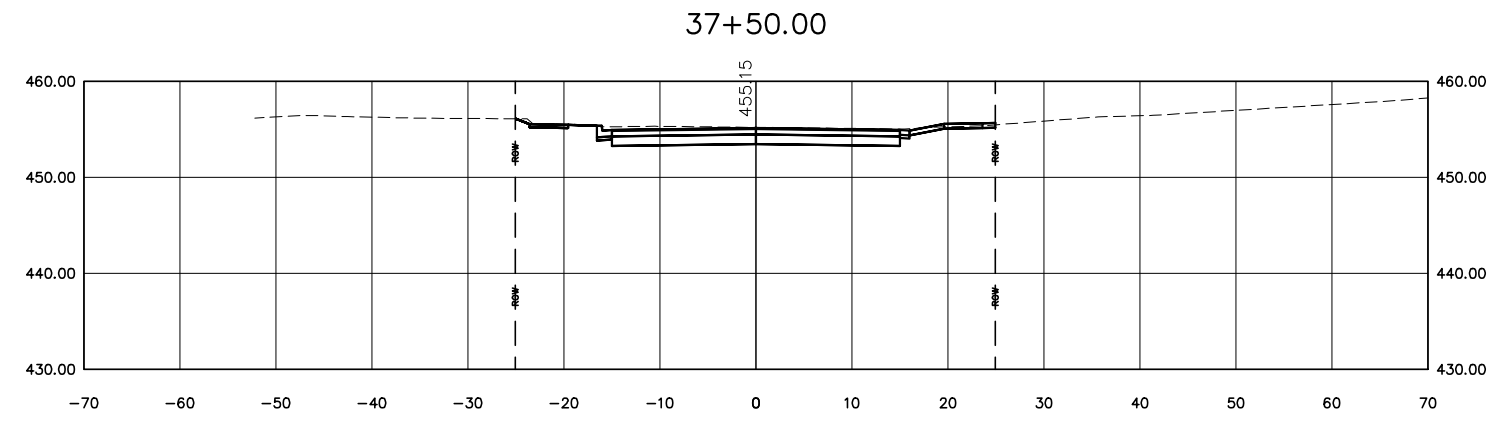


Public Works  
Engineering  
200 South Illinois Avenue  
Carbondale, IL 62901  
(618) 457-3270

SECTION SHEET - 31

SCALE: 1" = 20'      STA. 36+75    TO STA. 37+25

ROUTE	SECTION	COUNTY	TOTAL	SHEET #
FAU9719	14-00130-00-FP	JACKSON	75	62
JOB NO: C-99-522-15		FED PROJ: BN5K(220)		
CITY OF CARBONDALE		CONTRACT NO: 99630		



DESIGNED BY: KJH	REVISION:
DRAWN BY:	REVISION:
DATE: 06/2019	REVISION:
JOB NO: ST0202	REVISION:

OAKLAND AVENUE RECONSTRUCTION  
WALNUT TO CHAUTAUQUA  
CARBONDALE, IL

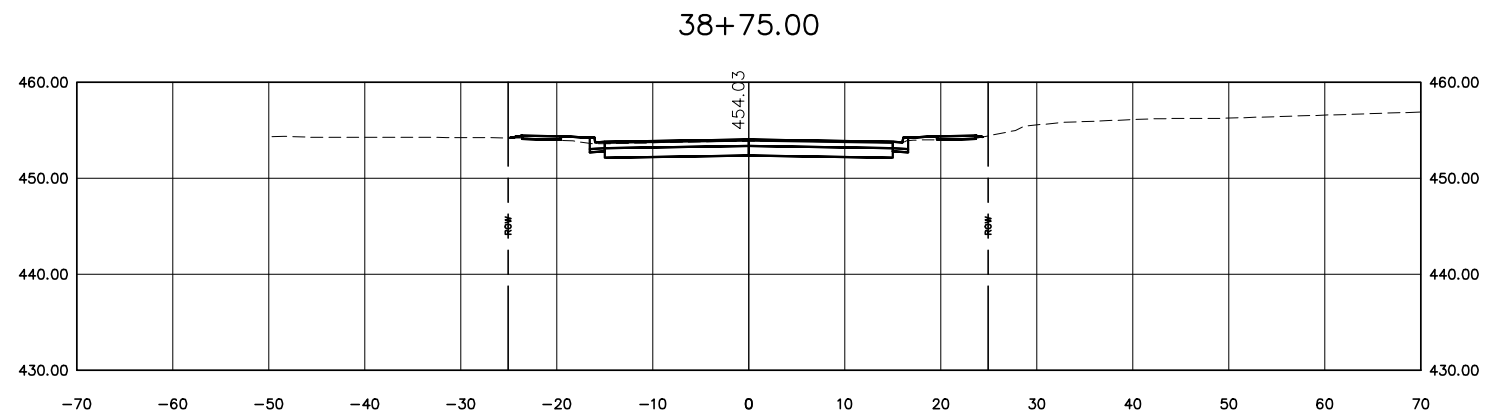
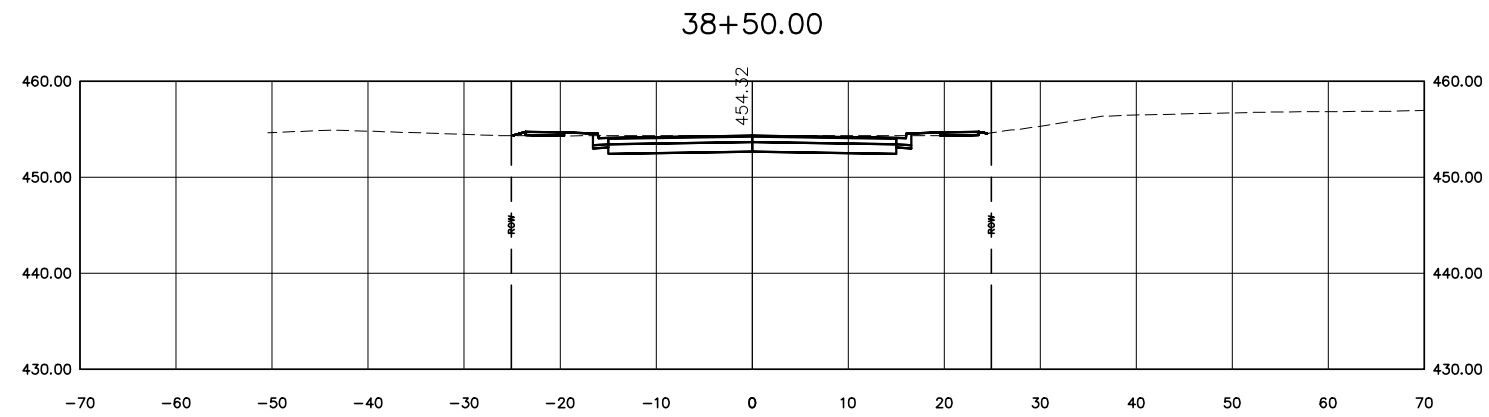
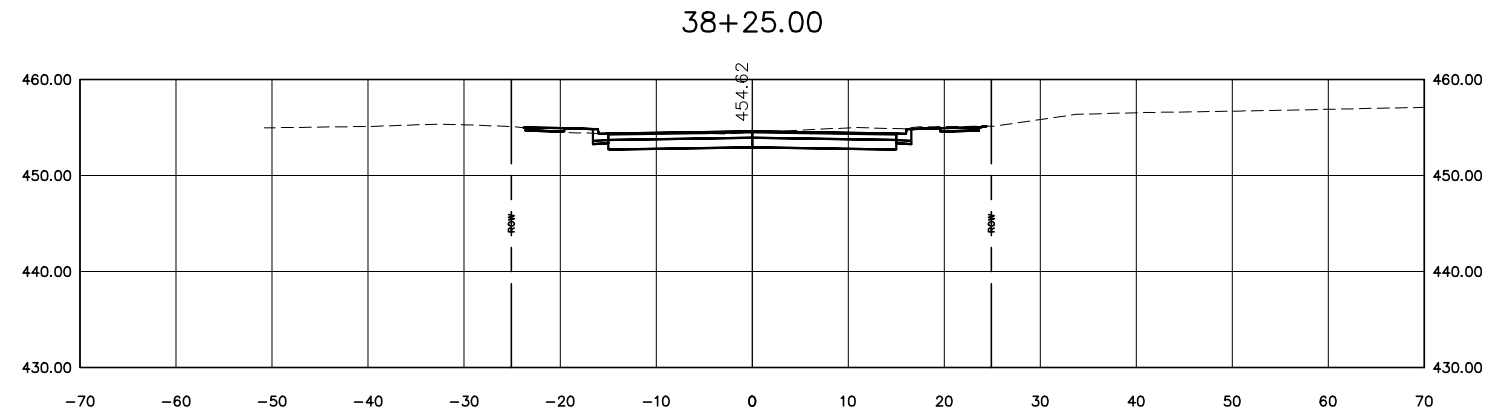


Public Works  
Engineering  
200 South Illinois Avenue  
Carbondale, IL 62901  
(618) 457-3270

SECTION SHEET - 32

SCALE: 1" = 20'      STA. 37+50 TO STA. 38+00

ROUTE	SECTION	COUNTY	TOTAL	SHEET #
FAU9719	14-00130-00-FP	JACKSON	75	63
JOB NO: C-99-522-15		FED PROJ: BN5K(220)		
CITY OF CARBONDALE		CONTRACT NO: 99630		



DESIGNED BY: KJH	REVISION:
DRAWN BY:	REVISION:
DATE: 06/2019	REVISION:
JOB NO: ST0202	REVISION:

OAKLAND AVENUE RECONSTRUCTION  
WALNUT TO CHAUTAUQUA  
CARBONDALE, IL



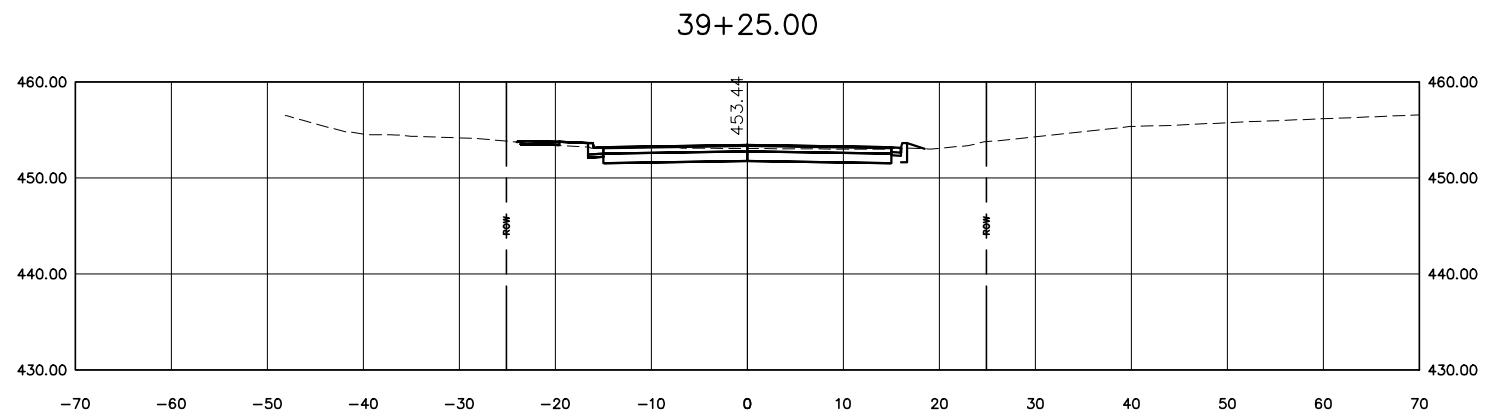
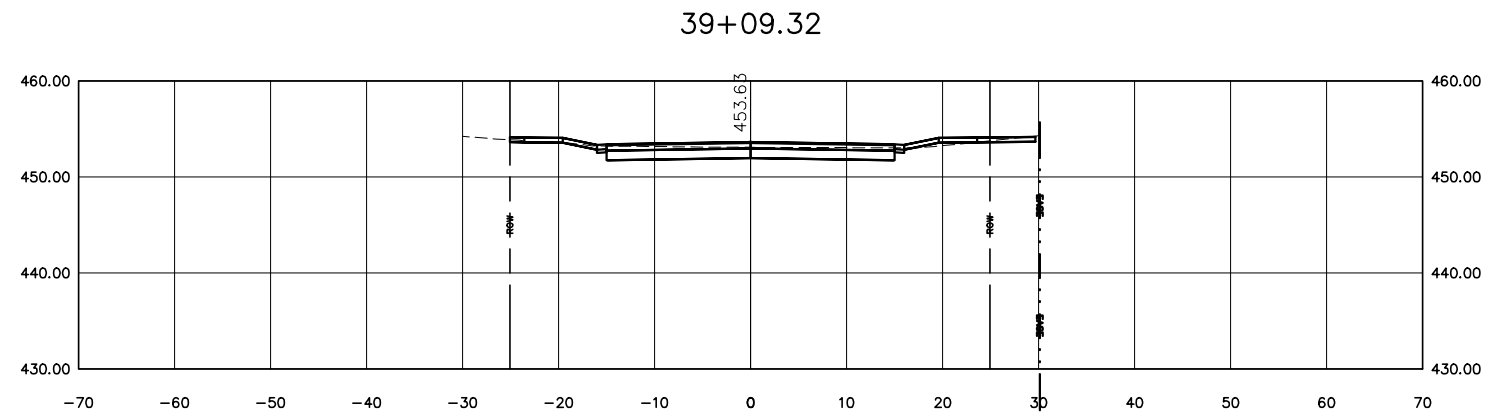
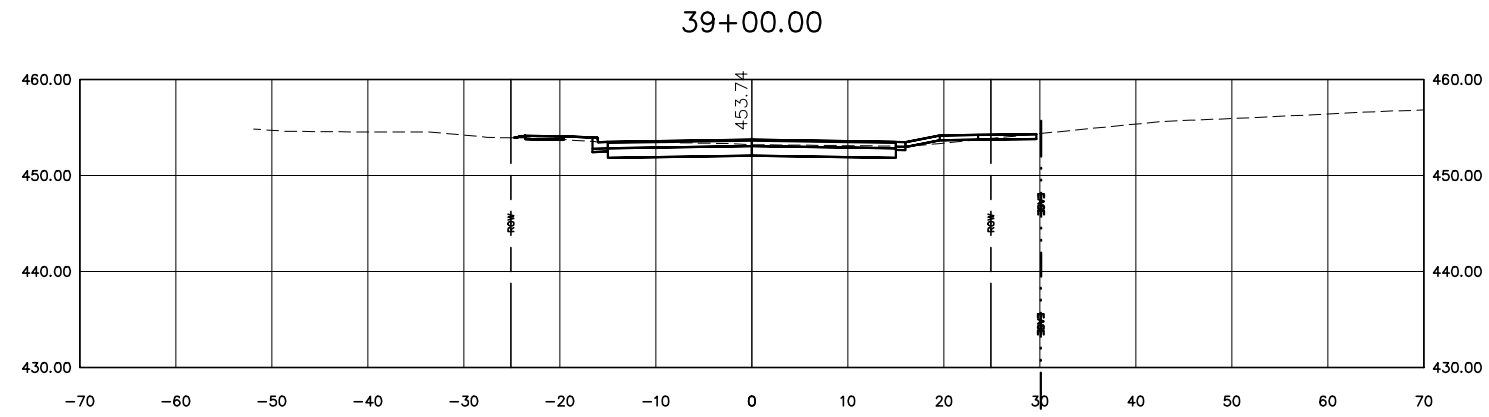
Public Works  
Engineering  
200 South Illinois Avenue  
Carbondale, IL 62901  
(618) 457-3270

SECTION SHEET - 33

SCALE: 1" = 20'  
STA. 38+25 TO STA. 38+75

ROUTE	SECTION	COUNTY	TOTAL	SHEET #
FAU9719	14-00130-00-FP	JACKSON	75	64
JOB NO: C-99-522-15		FED PROJ: BN5K(220)		
CITY OF CARBONDALE		CONTRACT NO: 99630		





DESIGNED BY: KJH	REVISION:
DRAWN BY:	REVISION:
DATE: 06/2019	REVISION:
JOB NO: ST0202	REVISION:

OAKLAND AVENUE RECONSTRUCTION  
WALNUT TO CHAUTAUQUA  
CARBONDALE, IL



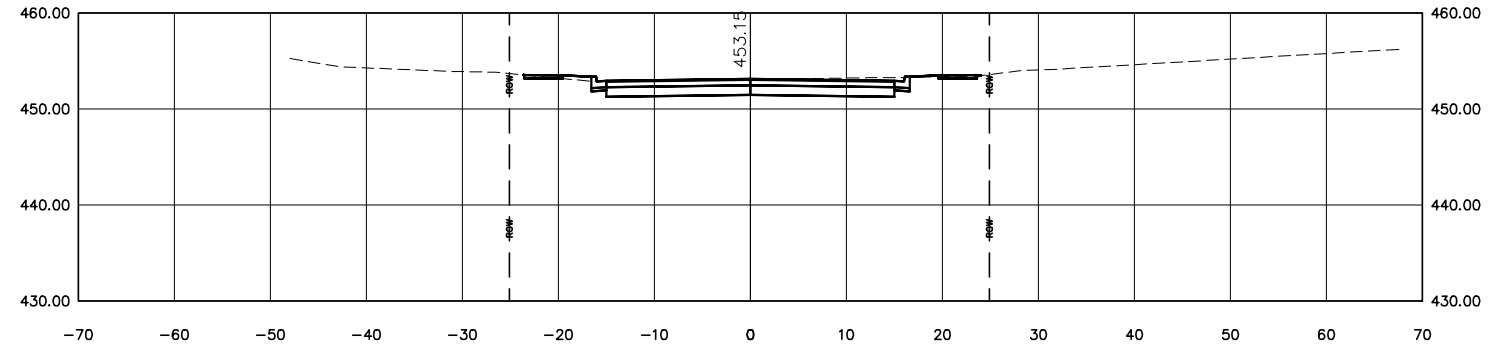
Public Works  
Engineering  
200 South Illinois Avenue  
Carbondale, IL 62901  
(618) 457-3270

SECTION SHEET - 34

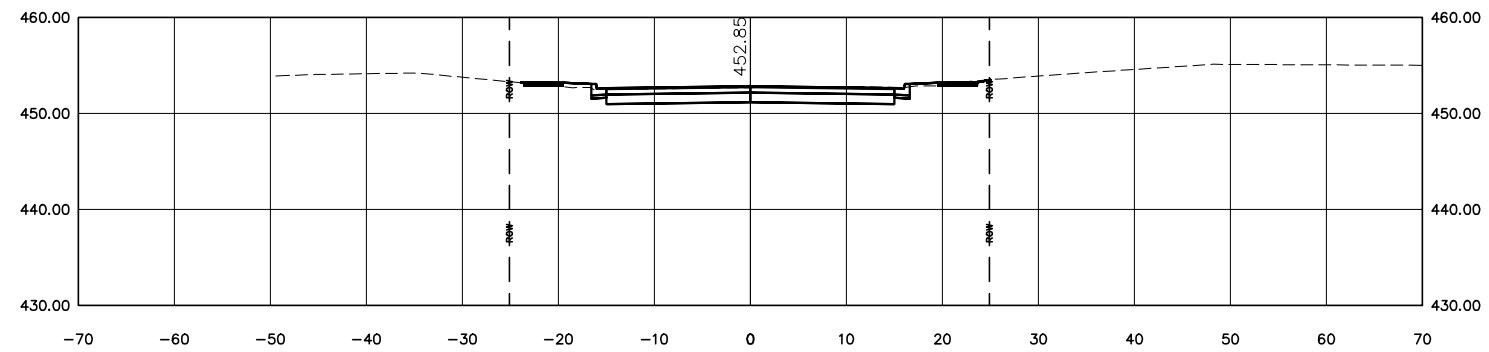
SCALE: 1" = 20'      STA. 39+00    TO STA. 39+25

ROUTE	SECTION	COUNTY	TOTAL	SHEET #
FAU9719	14-00130-00-FP	JACKSON	75	65
JOB NO: C-99-522-15		FED PROJ: BN5K(220)		
CITY OF CARBONDALE		CONTRACT NO: 99630		

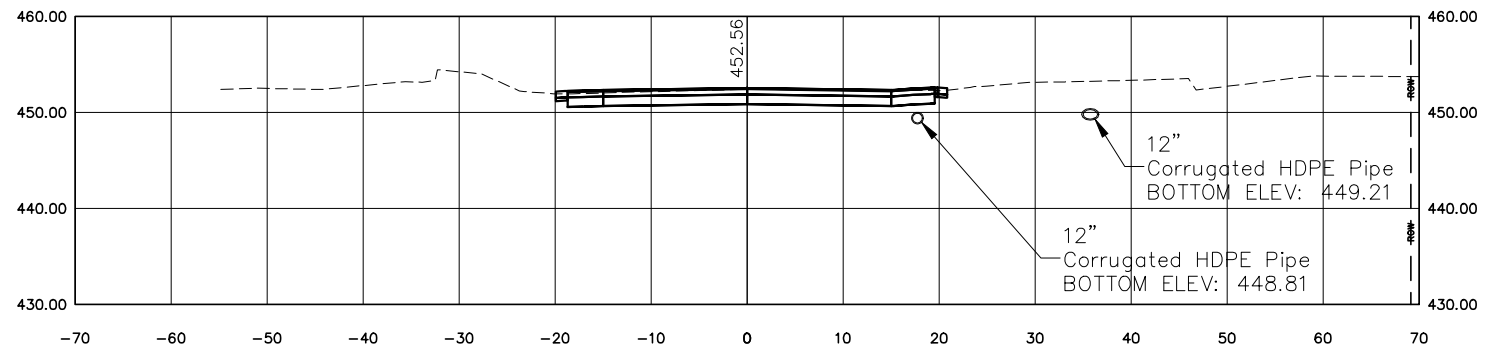
39+50.00



39+75.00



40+00.00



DESIGNED BY: KJH	REVISION:
DRAWN BY:	REVISION:
DATE: 06/2019	REVISION:
JOB NO: ST0202	REVISION:

OAKLAND AVENUE RECONSTRUCTION  
 WALNUT TO CHAUTAUQUA  
 CARBONDALE, IL

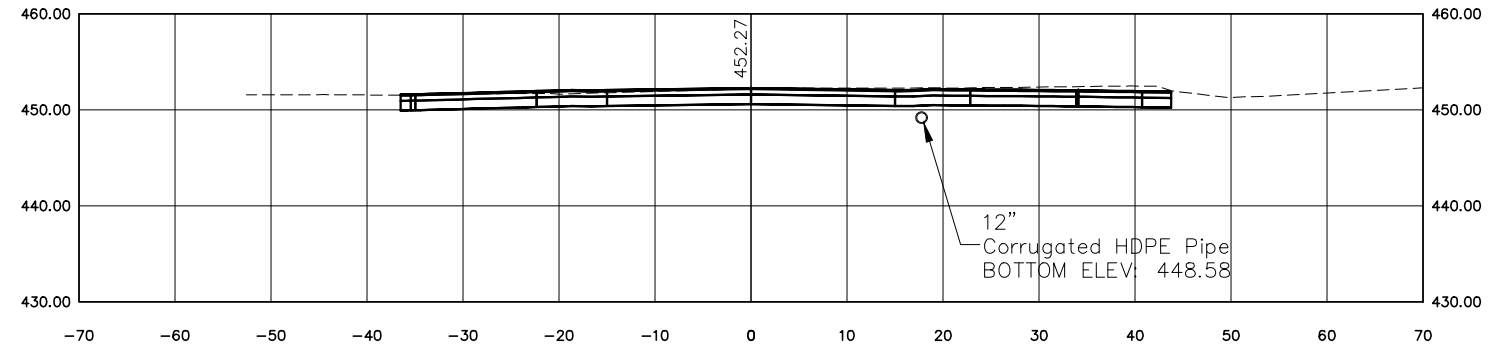


Public Works  
 Engineering  
 200 South Illinois Avenue  
 Carbondale, IL 62901  
 (618) 457-3270

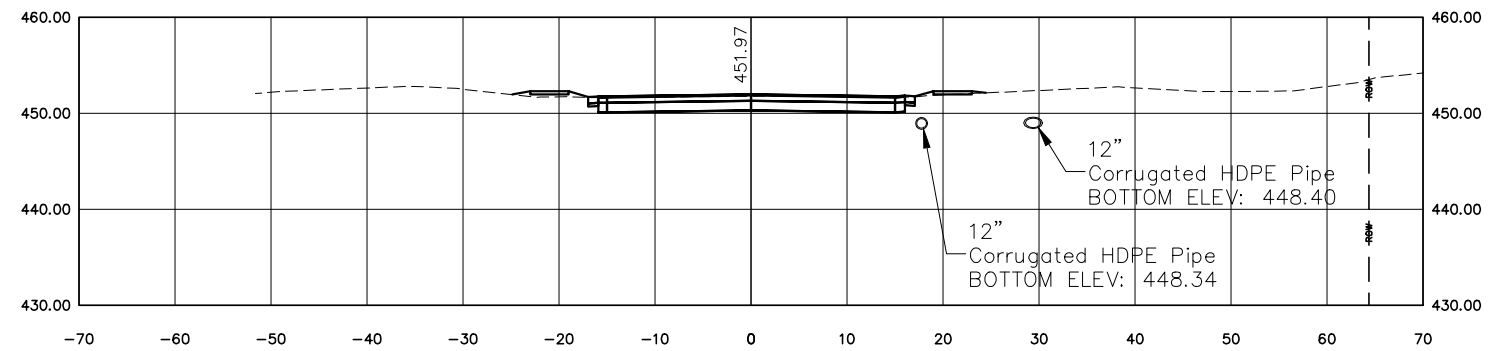
SECTION SHEET - 35  
 SCALE: 1" = 20'  
 STA. 39+50 TO STA. 40+00

ROUTE	SECTION	COUNTY	TOTAL	SHEET #
FAU9719	14-00130-00-FP	JACKSON	75	66
JOB NO: C-99-522-15		FED PROJ: BN5K(220)		
CITY OF CARBONDALE		CONTRACT NO: 99630		

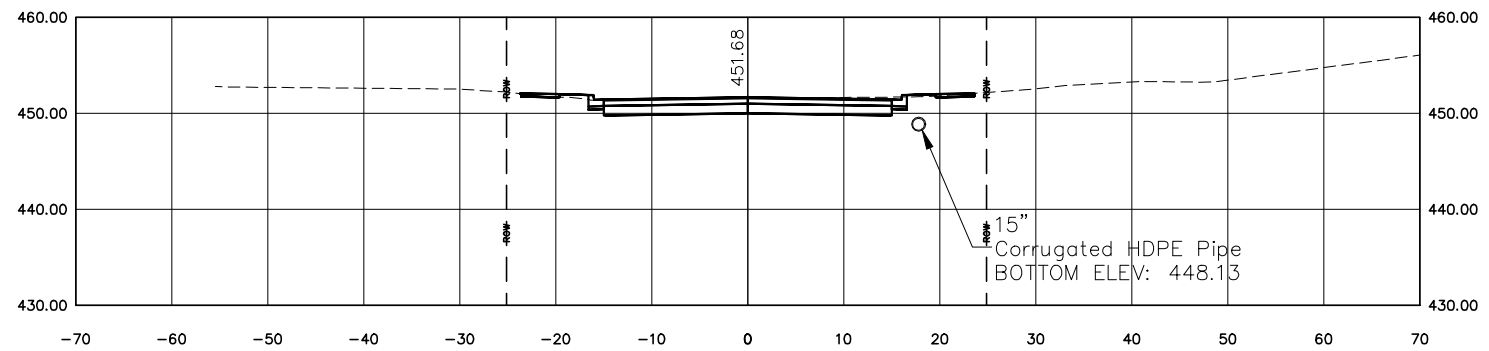
40+25.00



40+50.00

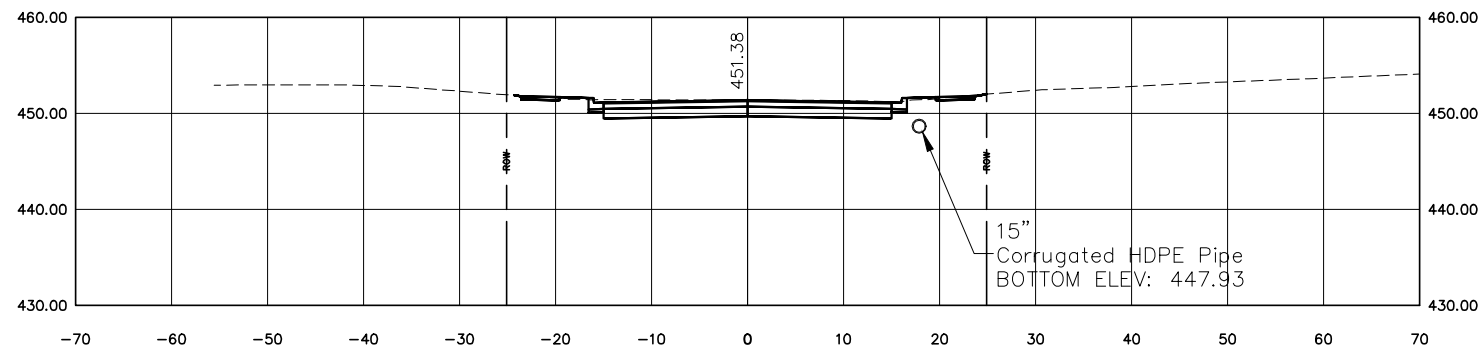


40+75.00

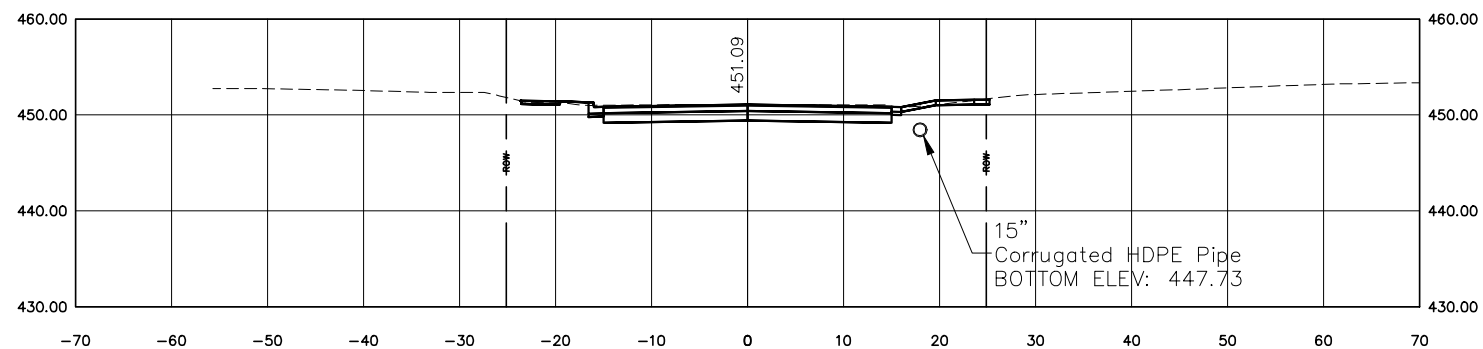


DESIGNED BY: KJH	REVISION:	OAKLAND AVENUE RECONSTRUCTION WALNUT TO CHAUTAUQUA CARBONDALE, IL	 <b>CARBONDALE ILLINOIS</b> Public Works Engineering 200 South Illinois Avenue Carbondale, IL 62901 (618) 457-3270	SECTION SHEET - 36		ROUTE	SECTION	COUNTY	TOTAL	SHEET #	
DRAWN BY:	REVISION:					FAU9719	14-00130-00-FP	JACKSON	75	67	
DATE: 06/2019	REVISION:			SCALE: 1" = 20'		STA. 40+25	TO STA. 40+75	JOB NO: C-99-522-15		FED PROJ: BN5K(220)	
JOB NO: ST0202	REVISION:					CITY OF CARBONDALE		CONTRACT NO: 99630			

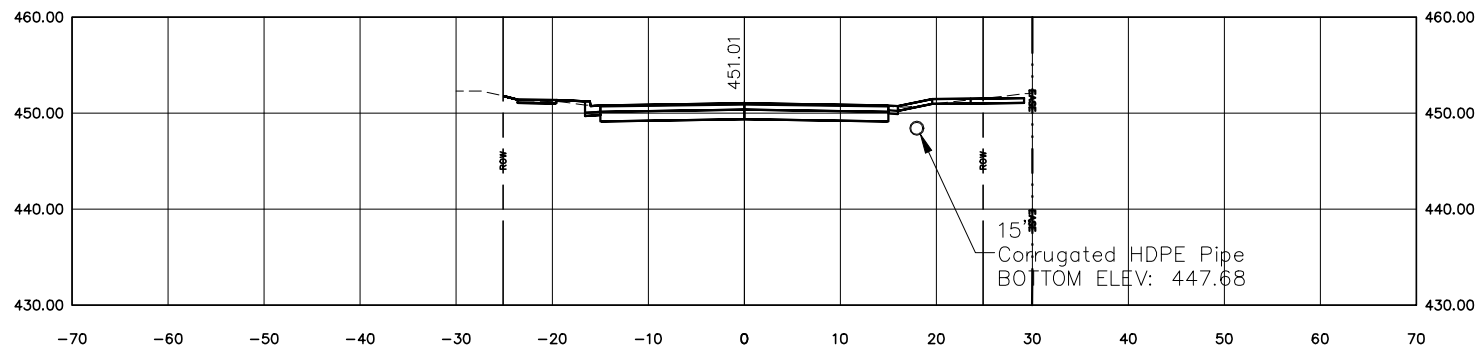
41+00.00



41+25.00



41+31.54



DESIGNED BY: KJH	REVISION:
DRAWN BY:	REVISION:
DATE: 06/2019	REVISION:
JOB NO: ST0202	REVISION:

OAKLAND AVENUE RECONSTRUCTION  
 WALNUT TO CHAUTAUQUA  
 CARBONDALE, IL

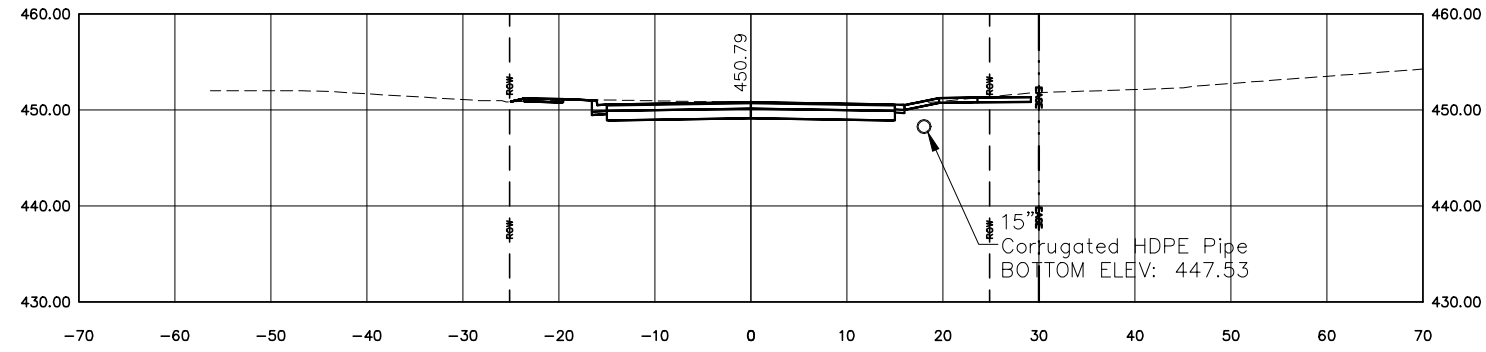


Public Works  
 Engineering  
 200 South Illinois Avenue  
 Carbondale, IL 62901  
 (618) 457-3270

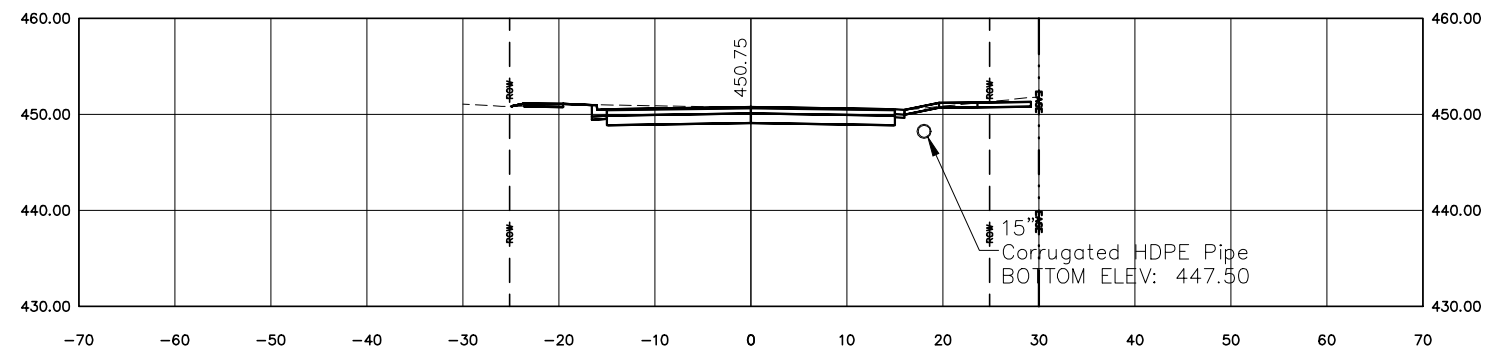
SECTION SHEET - 37  
 SCALE: 1" = 20'  
 STA. 41+00 TO STA. 41+31.54

ROUTE	SECTION	COUNTY	TOTAL	SHEET #
FAU9719	14-00130-00-FP	JACKSON	75	68
JOB NO: C-99-522-15		FED PROJ: BN5K(220)		
CITY OF CARBONDALE		CONTRACT NO: 99630		

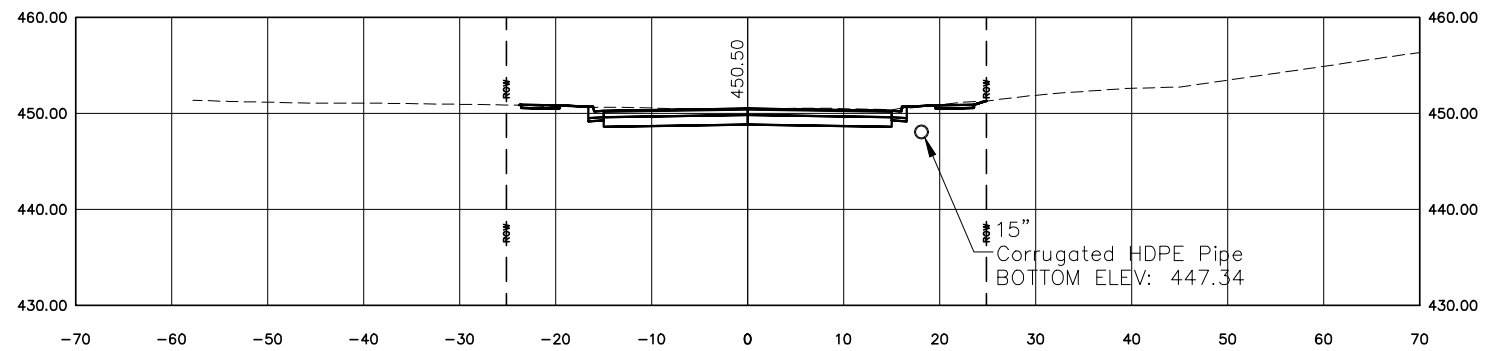
41+50.00



41+53.81



41+75.00



DESIGNED BY: KJH	REVISION:
DRAWN BY:	REVISION:
DATE: 06/2019	REVISION:
JOB NO: ST0202	REVISION:

OAKLAND AVENUE RECONSTRUCTION  
 WALNUT TO CHAUTAUQUA  
 CARBONDALE, IL

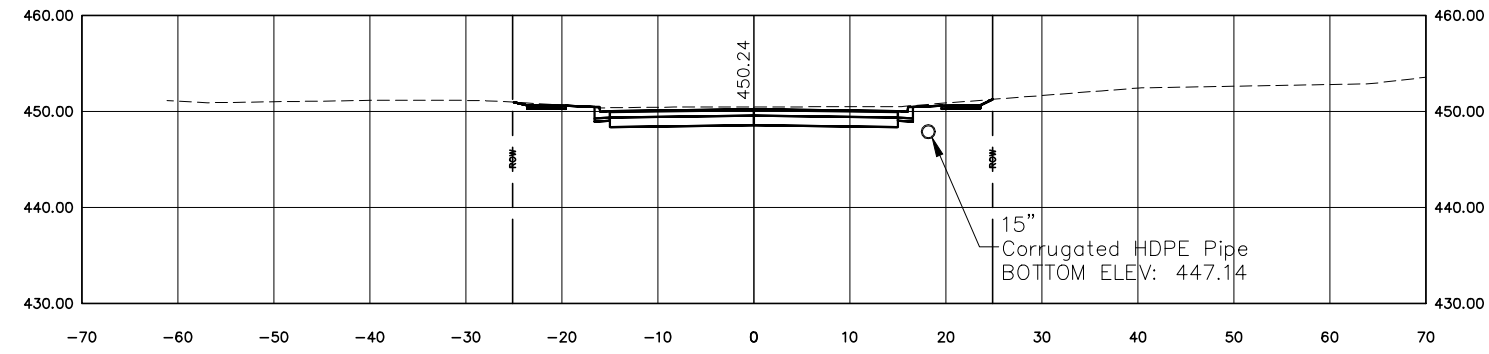


Public Works  
 Engineering  
 200 South Illinois Avenue  
 Carbondale, IL 62901  
 (618) 457-3270

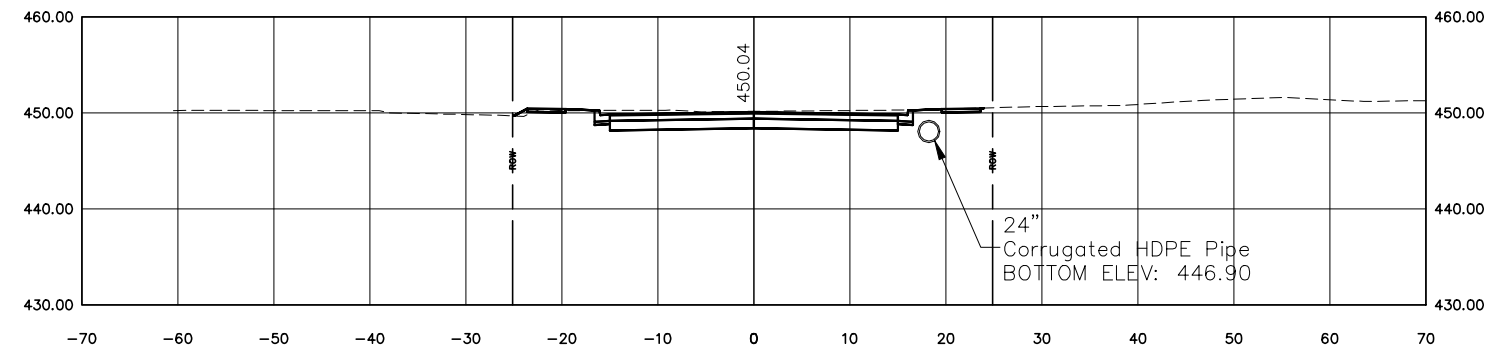
SECTION SHEET - 38  
 SCALE: 1" = 20'  
 STA. 41+50 TO STA. 41+75

ROUTE	SECTION	COUNTY	TOTAL	SHEET #
FAU9719	14-00130-00-FP	JACKSON	75	69
JOB NO: C-99-522-15		FED PROJ: BN5K(220)		
CITY OF CARBONDALE		CONTRACT NO: 99630		

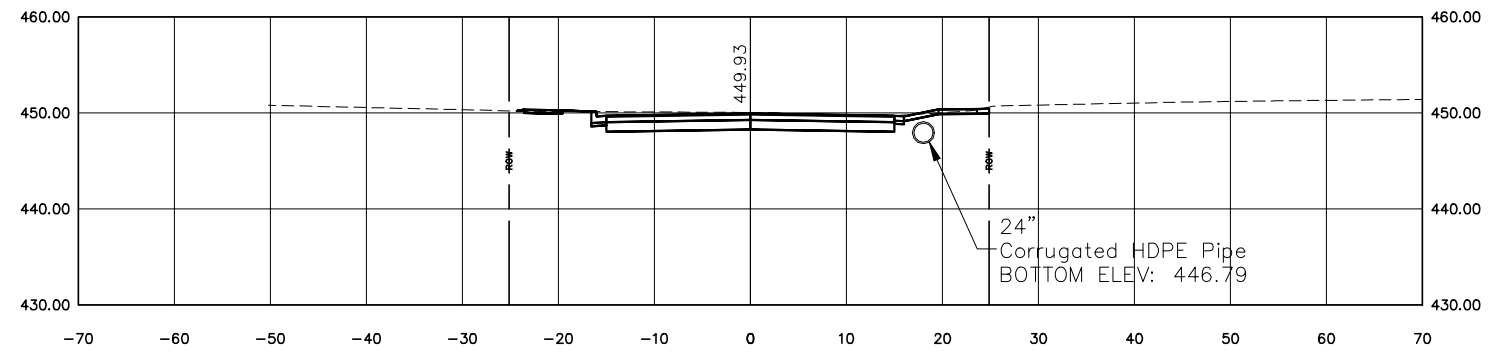
42+00.00



42+25.00

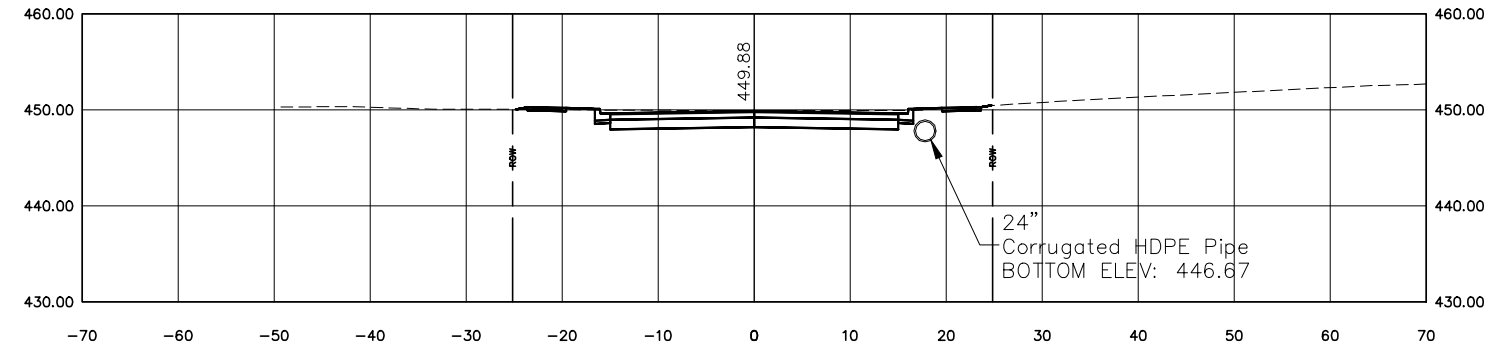


42+50.00

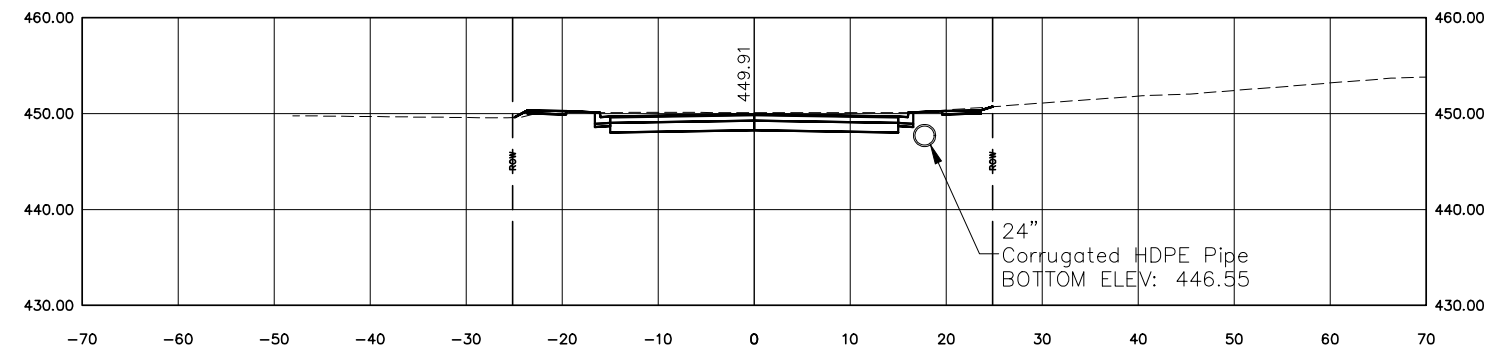


DESIGNED BY: KJH	REVISION:	OAKLAND AVENUE RECONSTRUCTION WALNUT TO CHAUTAUQUA CARBONDALE, IL		Public Works Engineering 200 South Illinois Avenue Carbondale, IL 62901 (618) 457-3270	SECTION SHEET - 39		ROUTE	SECTION	COUNTY	TOTAL	SHEET #	
DRAWN BY:	REVISION:						FAU9719	14-00130-00-FP	JACKSON	75	70	
DATE: 06/2019	REVISION:				SCALE: 1" = 20'		STA. 42+00	TO STA. 42+50	JOB NO: C-99-522-15		FED PROJ: BN5K(220)	
JOB NO: ST0202	REVISION:								CITY OF CARBONDALE		CONTRACT NO: 99630	

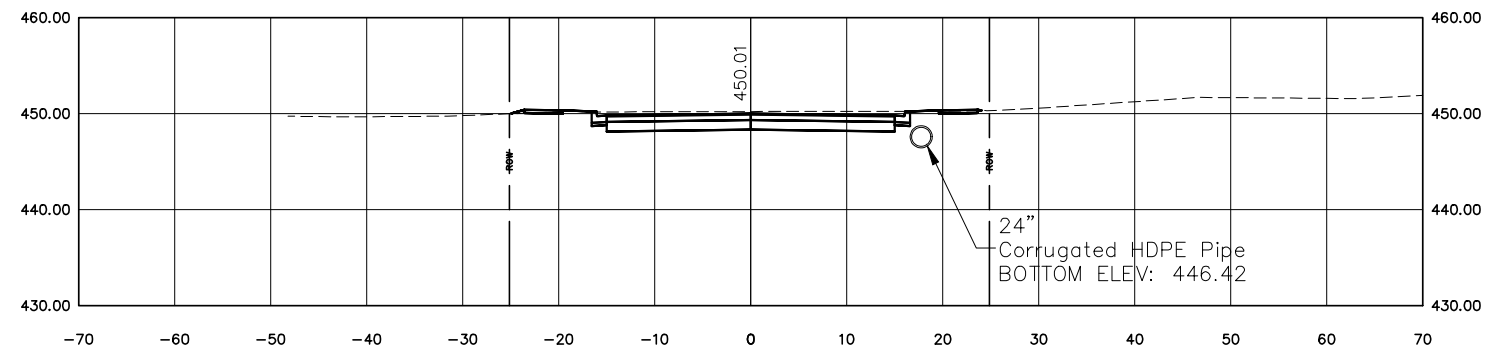
42+75.00



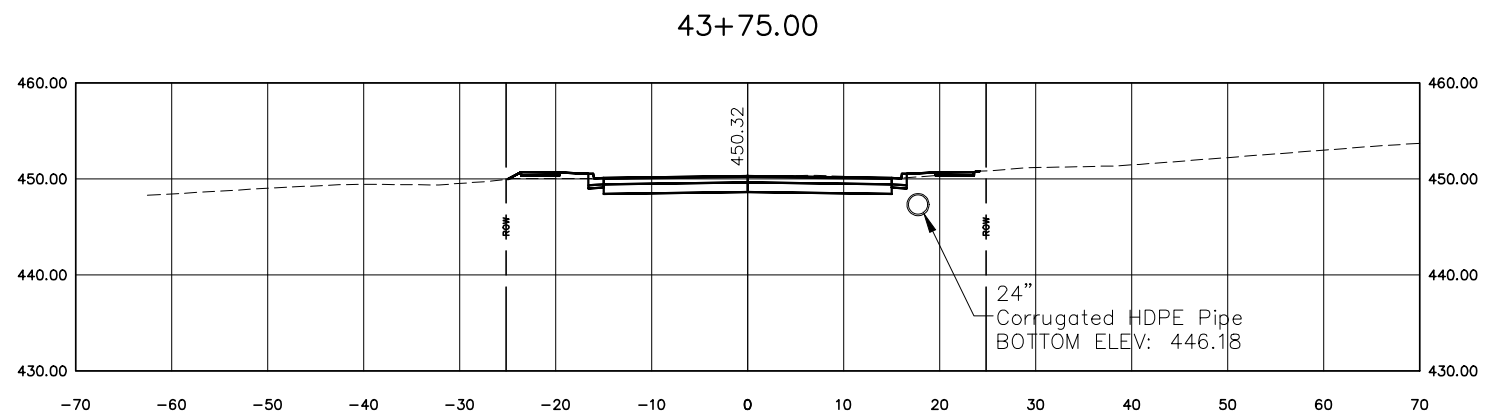
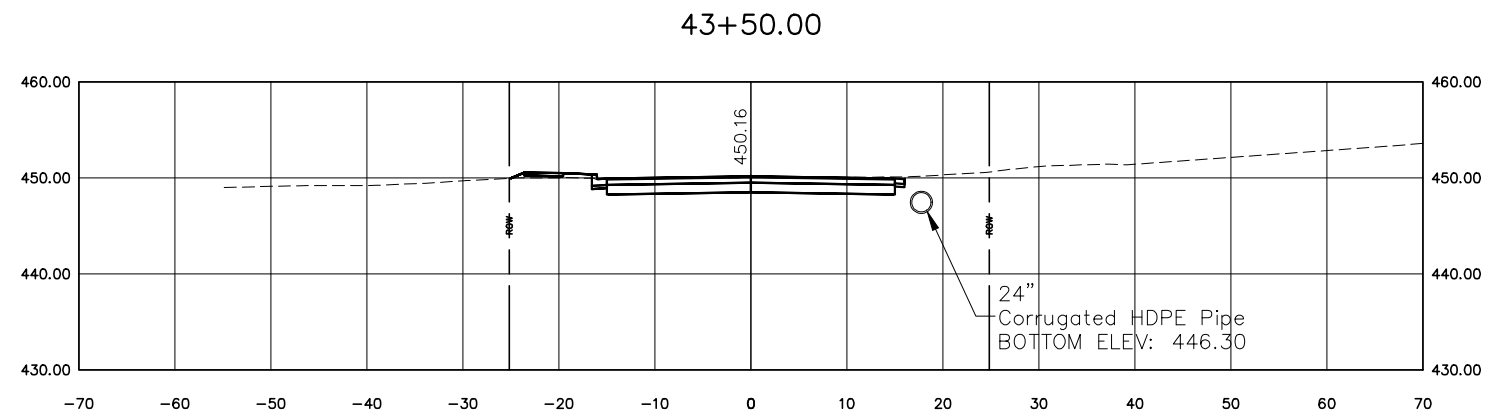
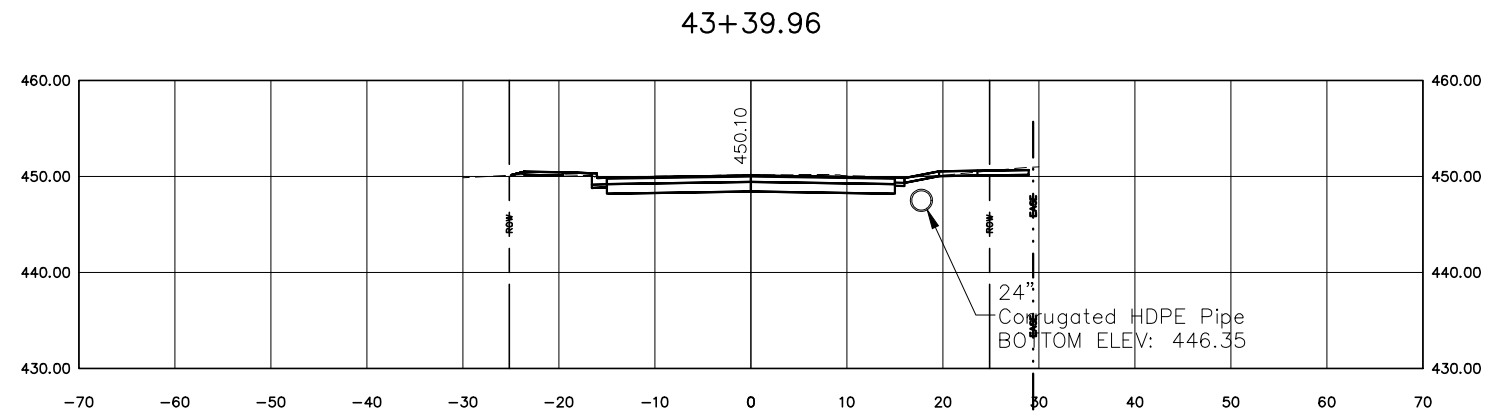
43+00.00



43+25.00



DESIGNED BY: KJH	REVISION:	OAKLAND AVENUE RECONSTRUCTION WALNUT TO CHAUTAUQUA CARBONDALE, IL	 Public Works Engineering 200 South Illinois Avenue Carbondale, IL 62901 (618) 457-3270	SECTION SHEET - 40		ROUTE	SECTION	COUNTY	TOTAL	SHEET #	
DRAWN BY:	REVISION:					FAU9719	14-00130-00-FP	JACKSON	75	71	
DATE: 06/2019	REVISION:			SCALE: 1" = 20'		STA. 42+75	TO STA. 43+25	JOB NO: C-99-522-15		FED PROJ: BN5K(220)	
JOB NO: ST0202	REVISION:					CITY OF CARBONDALE		CONTRACT NO: 99630			



DESIGNED BY: KJH	REVISION:
DRAWN BY:	REVISION:
DATE: 06/2019	REVISION:
JOB NO: ST0202	REVISION:

OAKLAND AVENUE RECONSTRUCTION  
WALNUT TO CHAUTAUQUA  
CARBONDALE, IL



Public Works  
Engineering  
200 South Illinois Avenue  
Carbondale, IL 62901  
(618) 457-3270

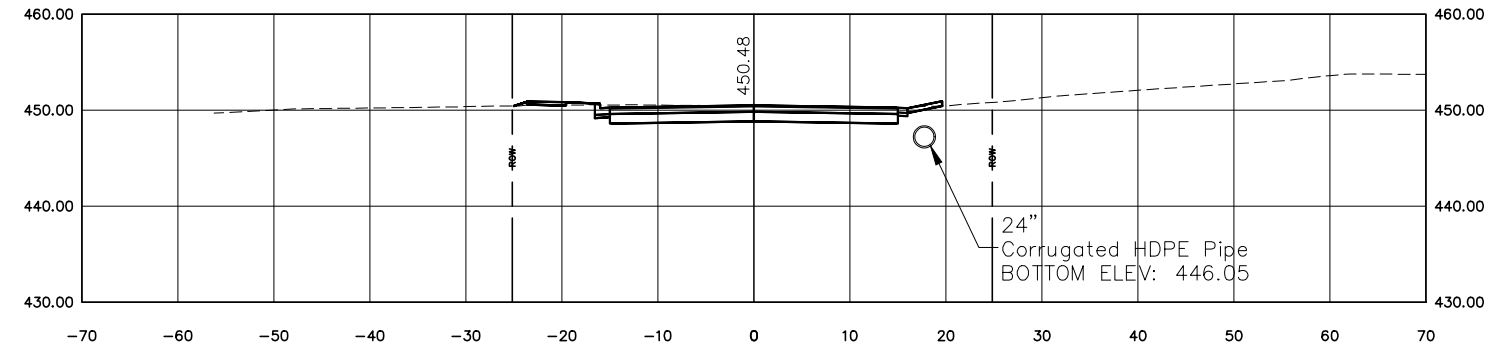
SECTION SHEET - 41

SCALE: 1" = 20'  
STA. 43+39.96 TO STA. 43+75

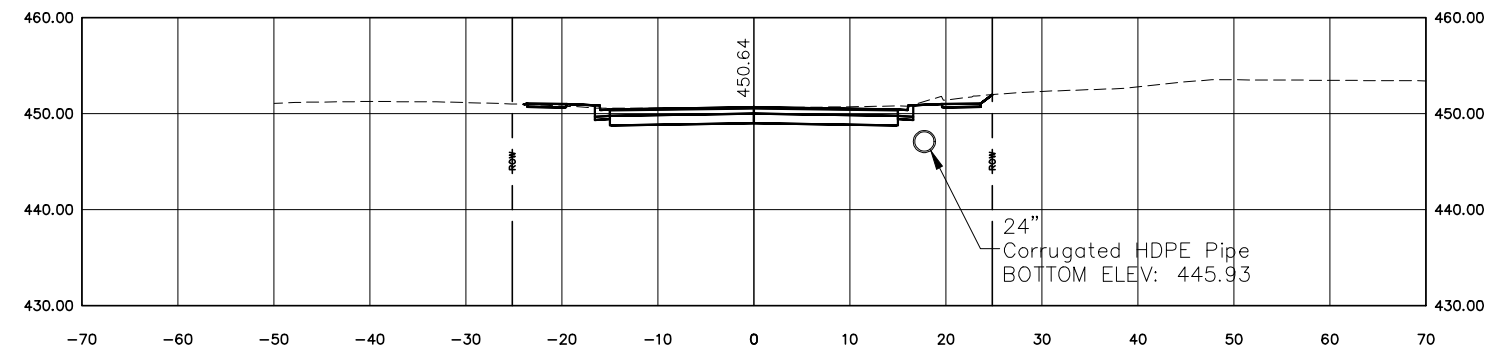
ROUTE	SECTION	COUNTY	TOTAL	SHEET #
FAU9719	14-00130-00-FP	JACKSON	75	72
JOB NO: C-99-522-15		FED PROJ: BN5K(220)		
CITY OF CARBONDALE		CONTRACT NO: 99630		



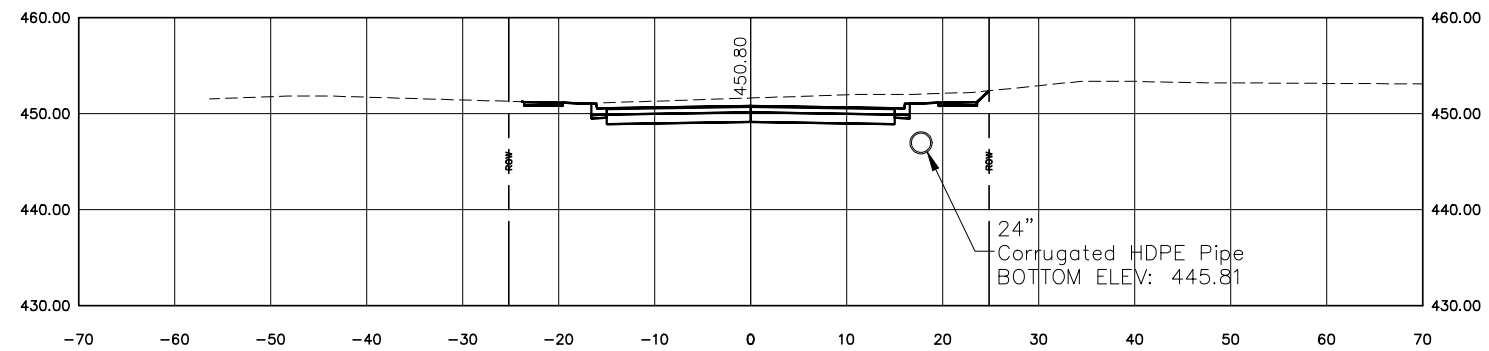
44+00.00



44+25.00

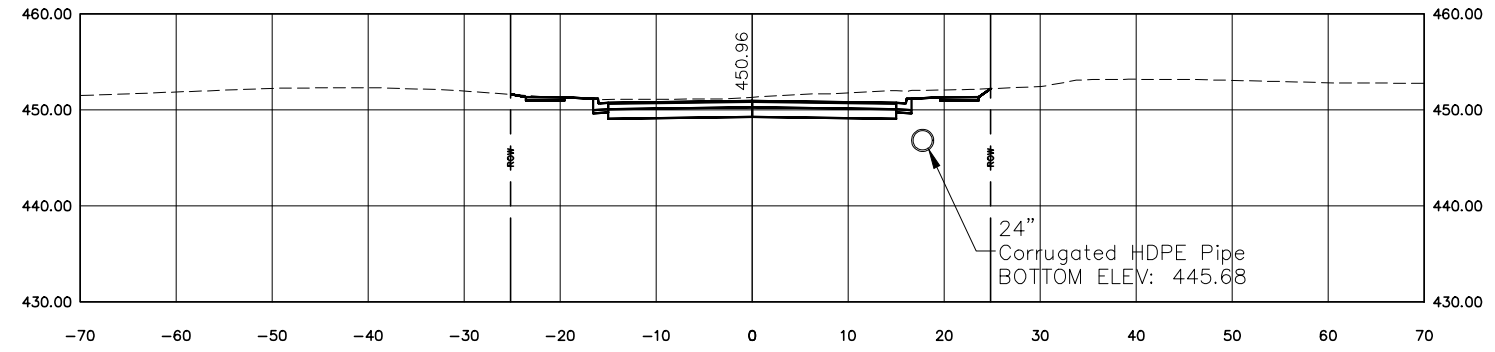


44+50.00

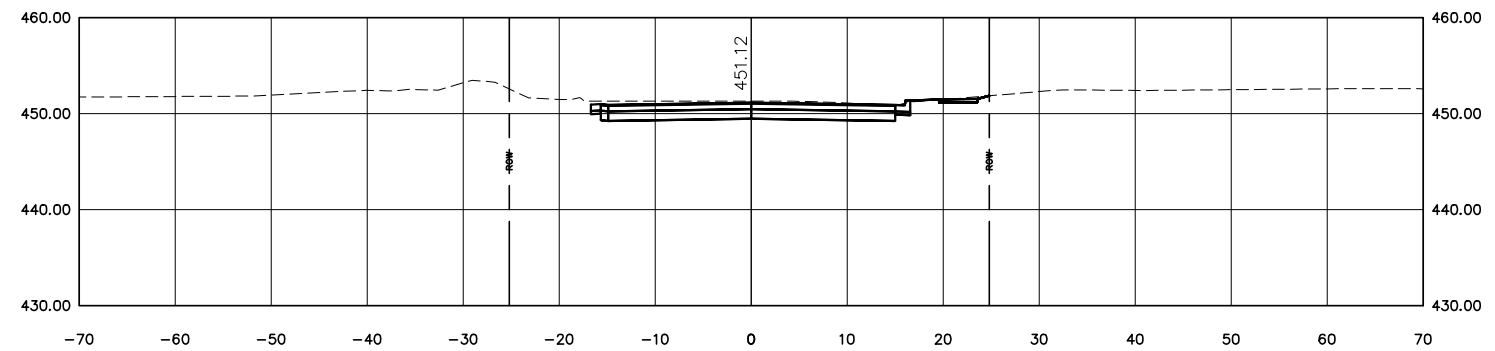


DESIGNED BY: KJH	REVISION:	OAKLAND AVENUE RECONSTRUCTION WALNUT TO CHAUTAUQUA CARBONDALE, IL	 <b>CARBONDALE ILLINOIS</b> Public Works Engineering 200 South Illinois Avenue Carbondale, IL 62901 (618) 457-3270	SECTION SHEET - 42		ROUTE	SECTION	COUNTY	TOTAL	SHEET #	
DRAWN BY:	REVISION:					FAU9719	14-00130-00-FP	JACKSON	75	73	
DATE: 06/2019	REVISION:			SCALE: 1" = 20'		STA. 44+00	TO STA. 44+50	JOB NO: C-99-522-15		FED PROJ: BN5K(220)	
JOB NO: ST0202	REVISION:					CITY OF CARBONDALE		CONTRACT NO: 99630			

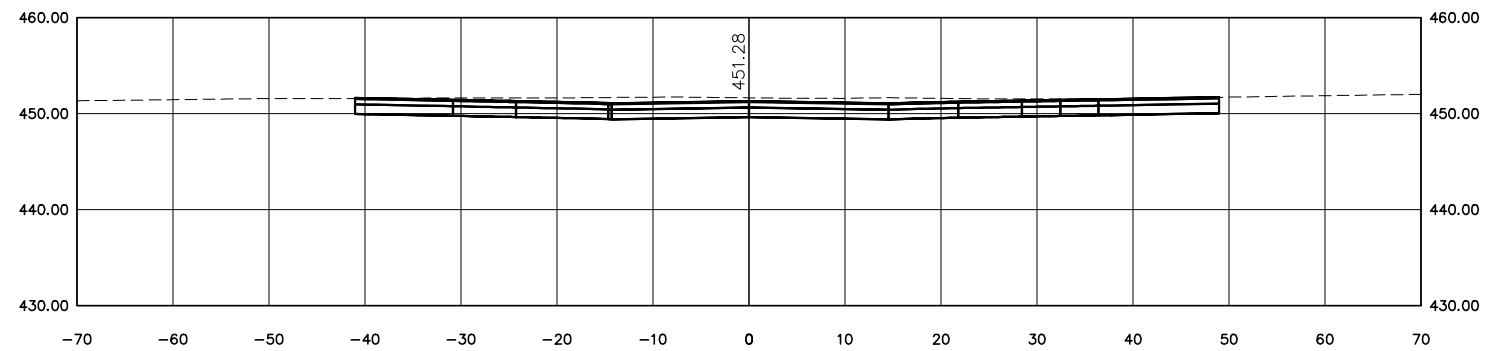
44+75.00



45+00.00

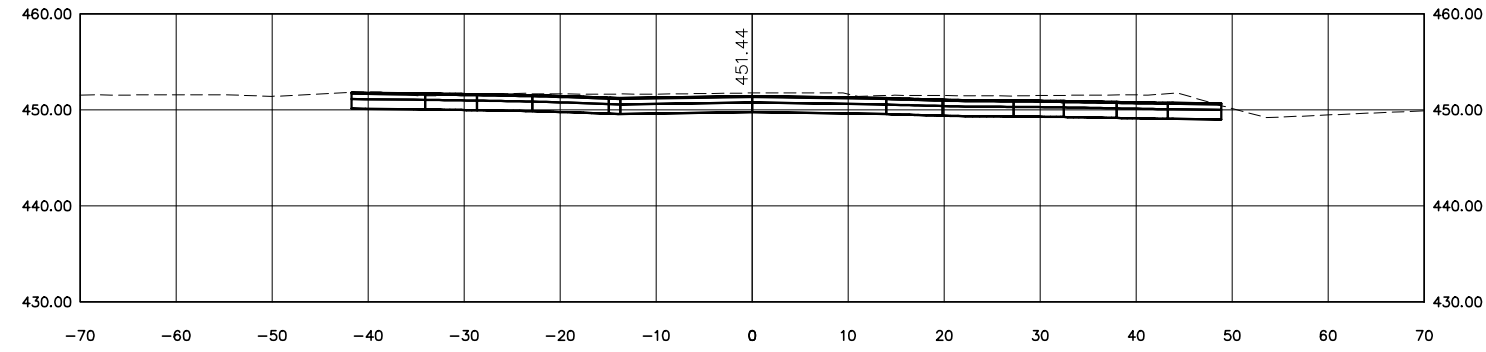


45+25.00

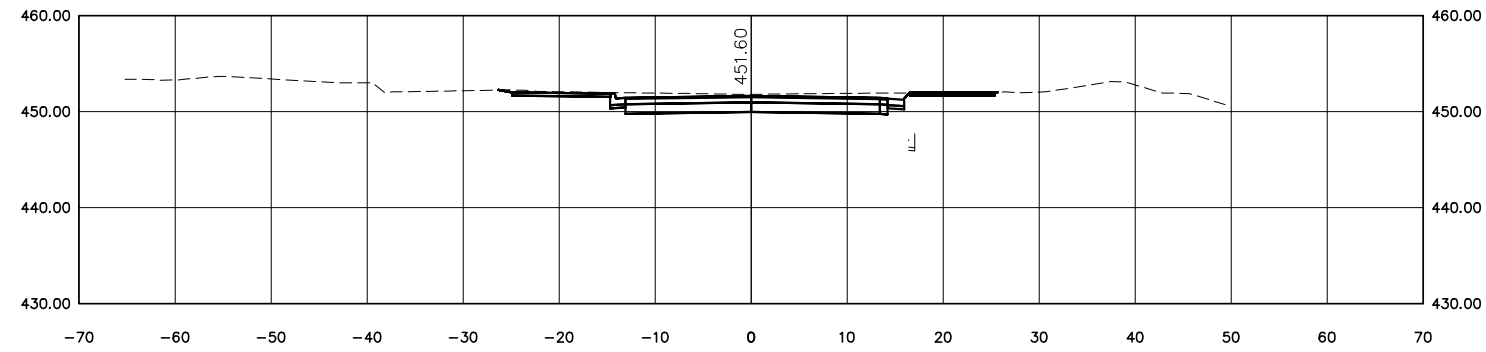


DESIGNED BY: KJH	REVISION:	OAKLAND AVENUE RECONSTRUCTION WALNUT TO CHAUTAUQUA CARBONDALE, IL		Public Works Engineering 200 South Illinois Avenue Carbondale, IL 62901 (618) 457-3270	SECTION SHEET - 43		ROUTE	SECTION	COUNTY	TOTAL	SHEET #	
DRAWN BY:	REVISION:						FAU9719	14-00130-00-FP	JACKSON	75	74	
DATE: 06/2019	REVISION:				SCALE: 1" = 20'		STA. 44+75	TO STA. 45+25	JOB NO: C-99-522-15		FED PROJ: BN5K(220)	
JOB NO: ST0202	REVISION:								CITY OF CARBONDALE		CONTRACT NO: 99630	

45+50.00



45+75.00



DESIGNED BY: KJH	REVISION:
DRAWN BY:	REVISION:
DATE: 06/2019	REVISION:
JOB NO: ST0202	REVISION:

OAKLAND AVENUE RECONSTRUCTION  
 WALNUT TO CHAUTAUQUA  
 CARBONDALE, IL



Public Works  
 Engineering  
 200 South Illinois Avenue  
 Carbondale, IL 62901  
 (618) 457-3270

SECTION SHEET - 44  
 SCALE: 1" = 20'  
 STA. 45+50 TO STA. 45+75

ROUTE	SECTION	COUNTY	TOTAL	SHEET #
FAU9719	14-00130-00-FP	JACKSON	75	75
JOB NO: C-99-522-15		FED PROJ: BN5K(220)		
CITY OF CARBONDALE		CONTRACT NO: 99630		