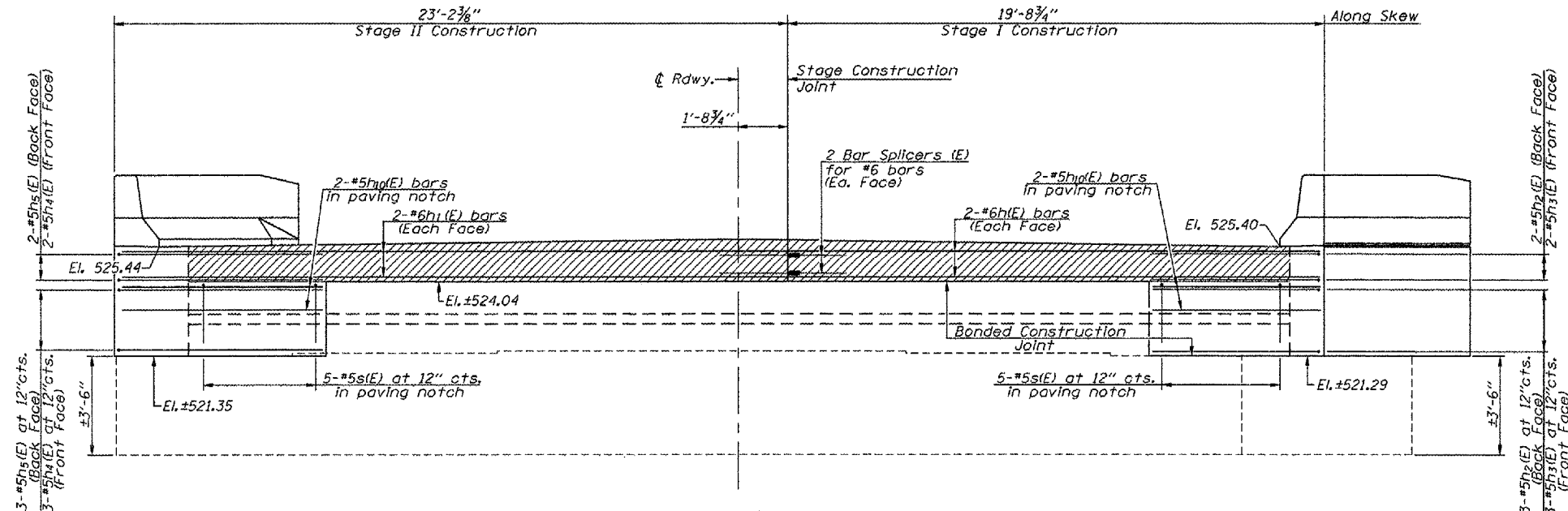


STATE OF ILLINOIS  
DEPARTMENT OF TRANSPORTATION

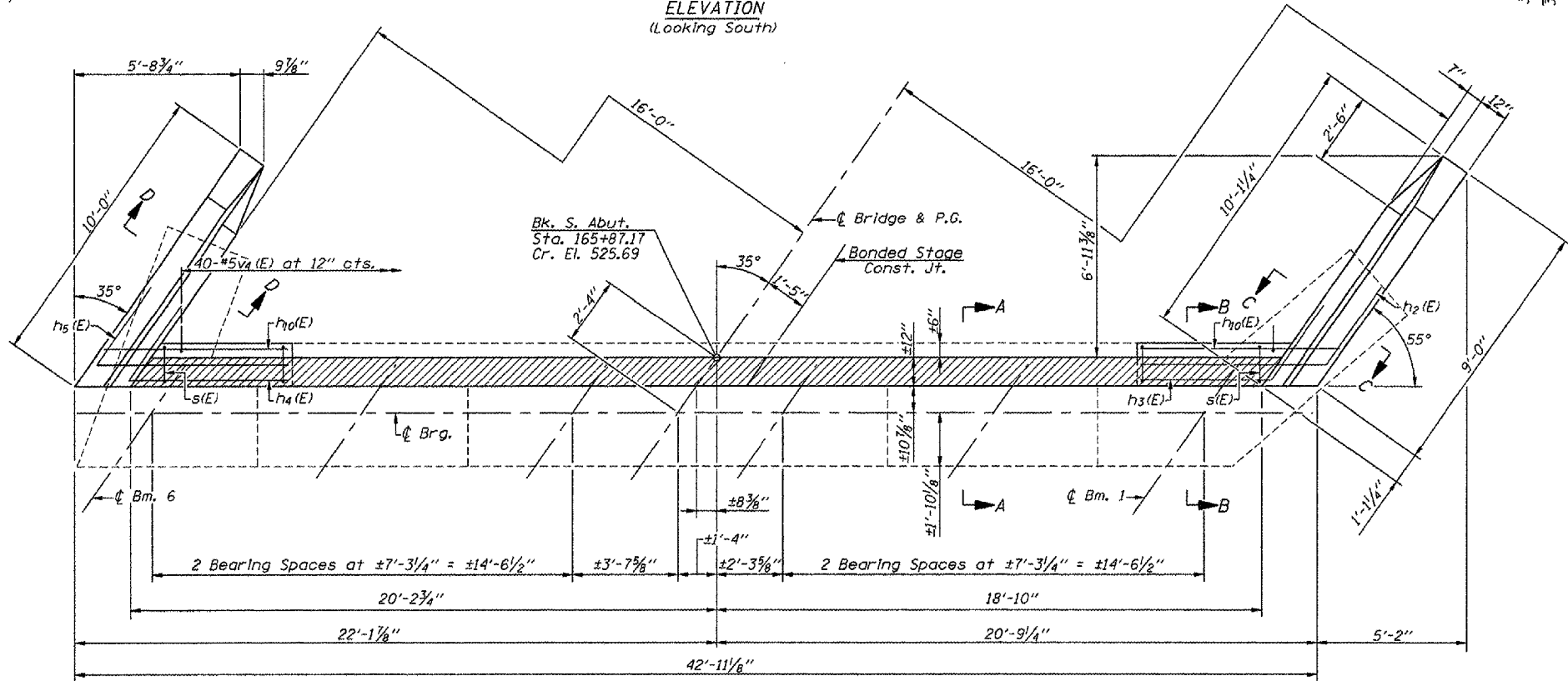
ROUTE NO.	SECTION	COUNTY	TOTAL SHEETS	SHEET NO.
F.A.P. 656	(11)	TAZEWELL	32	24
FED. ROAD DIST. NO. 4	ILLINOIS	FED. AID PROJECT		

SHEET NO. 13  
OF 18 SHEETS

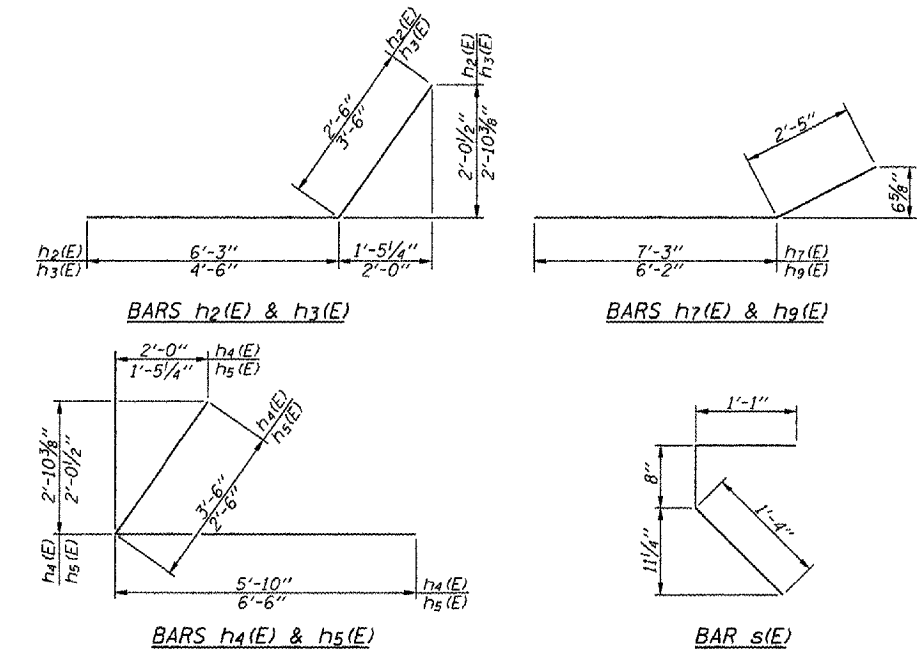
CONTRACT NO. 68024



ELEVATION  
(Looking South)

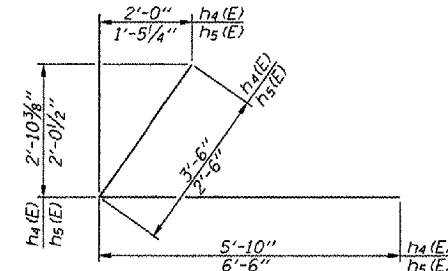


PLAN

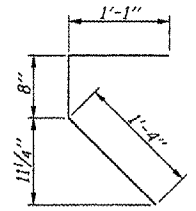


BARS h<sub>2</sub>(E) & h<sub>3</sub>(E)

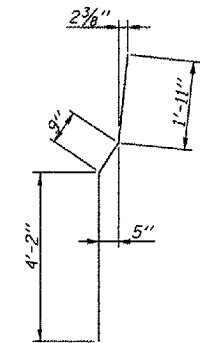
BARS h<sub>7</sub>(E) & h<sub>9</sub>(E)



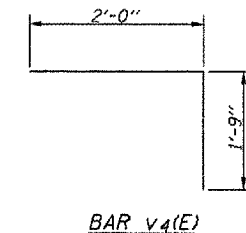
BARS h<sub>4</sub>(E) & h<sub>5</sub>(E)



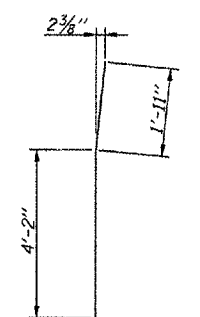
BAR s(E)



BAR v<sub>1</sub>(E)



BAR v<sub>4</sub>(E)



BAR v<sub>2</sub>(E)

SOUTH ABUTMENT  
BILL OF MATERIAL

Bar	No.	Size	Length	Shape
h(E)	4	#6	19'-4"	—
h <sub>1</sub> (E)	4	#6	22'-10"	—
h <sub>2</sub> (E)	5	#5	8'-9"	—
h <sub>3</sub> (E)	5	#5	8'-0"	—
h <sub>4</sub> (E)	5	#5	9'-4"	—
h <sub>5</sub> (E)	5	#5	9'-0"	—
h <sub>6</sub> (E)	8	#4	8'-8"	—
h <sub>7</sub> (E)	6	#4	9'-8"	—
h <sub>8</sub> (E)	8	#4	9'-8"	—
h <sub>9</sub> (E)	6	#4	8'-7"	—
h <sub>10</sub> (E)	4	#5	6'-4"	—
h <sub>11</sub> (E)	2	#4	9'-3"	—
h <sub>12</sub> (E)	2	#4	9'-1"	—
s(E)	10	#5	3'-1"	—
v(E)	21	#6	6'-4"	—
v <sub>1</sub> (E)	15	#6	6'-10"	—
v <sub>2</sub> (E)	6	#6	6'-1"	—
v <sub>3</sub> (E)	20	#6	4'-0"	—
v <sub>4</sub> (E)	40	#5	3'-9"	—
Structure Excavation			Cu.Yd.	22
Concrete Structures			Cu.Yd.	5.8
Reinforcement Bars, Epoxy Coated			Pound	1375
Bar Splicers			Each	4

Notes:  
Hatched area to be poured after superstructure forms have been removed.  
Quantity of concrete for hatched area and end post is included in "Concrete Superstructure" on Sheet 6 of 18.  
Existing reinforcement extending into the removed area and extending into the proposed construction shall be cleaned, straightened and incorporated into the new construction.  
Existing reinforcement extending into the removed area and not into the proposed construction shall be cut off flush with the existing concrete surface and sealed with epoxy. Cost included with "Concrete Removal".  
Reinforcement bars designated (E) shall be epoxy coated.  
For anchor bolt installation details, see Sheets 9 & 11 of 18.  
All edges shall have a 3/4" chamfer except as noted.  
Work this sheet with Sheet 14 of 18.

DESIGNED - MAH
CHECKED - APH
DRAWN - JRP
CHECKED - MAH