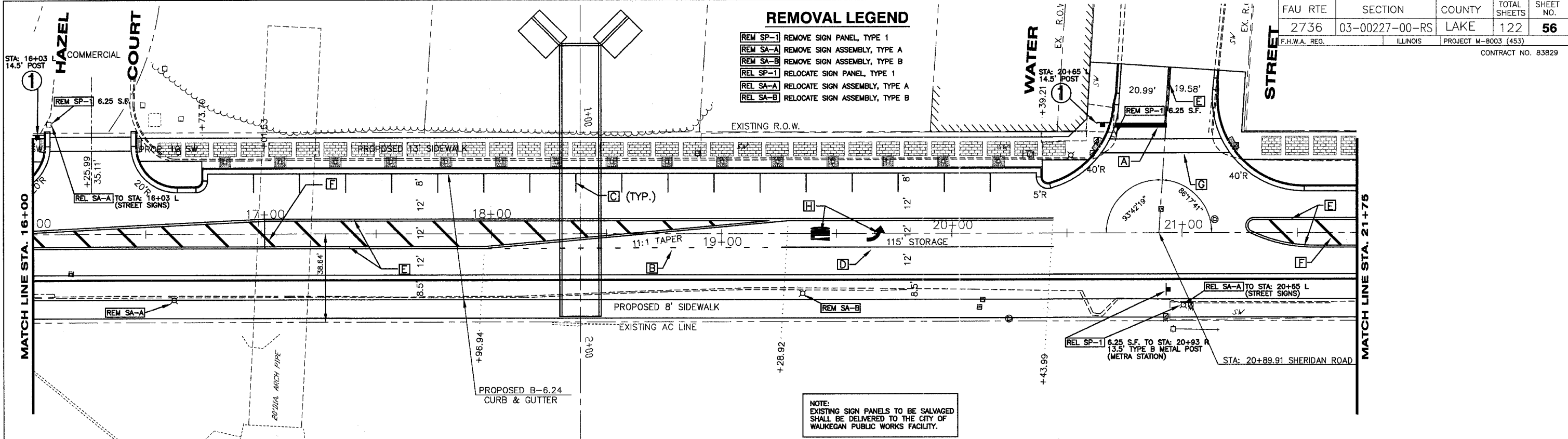


REMOVAL LEGEND

- REM SP-1 REMOVE SIGN PANEL, TYPE 1
- REM SA-A REMOVE SIGN ASSEMBLY, TYPE A
- REM SA-B REMOVE SIGN ASSEMBLY, TYPE B
- REL SP-1 RELOCATE SIGN PANEL, TYPE 1
- REL SA-A RELOCATE SIGN ASSEMBLY, TYPE A
- REL SA-B RELOCATE SIGN ASSEMBLY, TYPE B



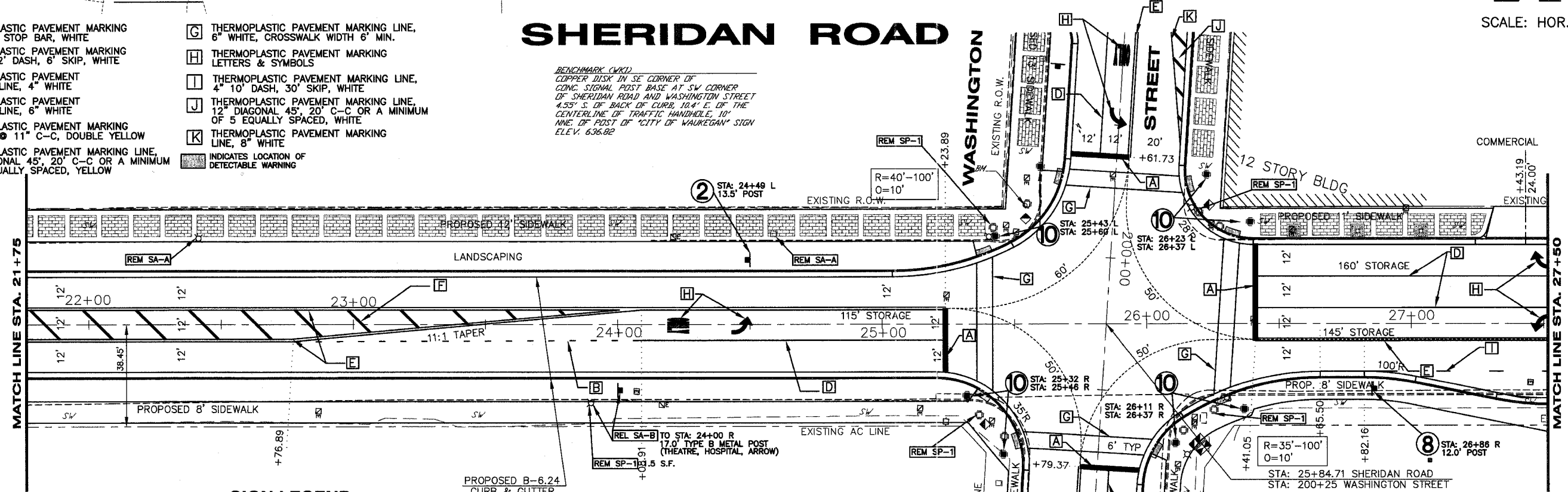
LEGEND

- | | |
|--|---|
| A THERMOPLASTIC PAVEMENT MARKING LINE, 24" STOP BAR, WHITE | G THERMOPLASTIC PAVEMENT MARKING LINE, 6" WHITE, CROSSWALK WIDTH 6" MIN. |
| B THERMOPLASTIC PAVEMENT MARKING LINE, 6" 2' DASH, 6" SKIP, WHITE | H THERMOPLASTIC PAVEMENT MARKING LETTERS & SYMBOLS |
| C THERMOPLASTIC PAVEMENT MARKING LINE, 4" WHITE | I THERMOPLASTIC PAVEMENT MARKING LINE, 4" 10' DASH, 30" SKIP, WHITE |
| D THERMOPLASTIC PAVEMENT MARKING LINE, 6" WHITE | J THERMOPLASTIC PAVEMENT MARKING LINE, 12" DIAGONAL 45°, 20' C-C OR A MINIMUM OF 5 EQUALLY SPACED, WHITE |
| E THERMOPLASTIC PAVEMENT MARKING LINE, 4" @ 11" C-C, DOUBLE YELLOW | K THERMOPLASTIC PAVEMENT MARKING LINE, 8" WHITE |
| F THERMOPLASTIC PAVEMENT MARKING LINE, 12" DIAGONAL 45°, 20' C-C OR A MINIMUM OF 5 EQUALLY SPACED, YELLOW | INDICATES LOCATION OF DETECTABLE WARNING |

SHERIDAN ROAD

BENCHMARK (MVD)
 COPPER DISK IN SE CORNER OF CONC. SIGNAL POST BASE AT SW CORNER OF SHERIDAN ROAD AND WASHINGTON STREET 4.53' S. OF BACK OF CURB, 10.4' E. OF THE CENTERLINE OF TRAFFIC HANDHOLE, 10' NNE. OF POST OF 'CITY OF WAUKEGAN' SIGN ELEV. 636.82


SCALE: HOR. 1"=20'



SIGN LEGEND

- | | | | |
|--|--|--|--|
| 1 SIGN PANEL TYPE 1 R1-1 W/ TYPE B METAL POST 30"x30" RED/WHITE | 2 SIGN PANEL TYPE 1 R2-1 W/ TYPE B METAL POST 24"x30" WHITE/BLACK | 8 SIGN PANEL TYPE 1 R7-107 W/ TYPE A METAL POST 12"x18" WHITE/RED | 10 SIGN PANEL TYPE 1 R10-4, ATTACH TO TRAFFIC SIGNAL 9"x12" WHITE/BLACK |
|--|--|--|--|

NOTE: LOCATIONS OF SIGNS, NEW AND RELOCATED, ARE APPROXIMATE. THE CONTRACTOR SHALL DETERMINE THE BEST LOCATION IN THE FIELD WITH REGARD TO UTILITIES, VISIBILITY, AND OTHER FACTORS.



REVISIONS		
NO.	ITEM	DATE

SCALE: 1" = 20'
 DRAWN BY: MS
 CHECKED BY: DBD
 DATE: 1-16-08

McCLURE ENGINEERING ASSOCIATES, INC.
 2728 Grand Avenue
 Waukegan, Illinois 60085
 TEL 847-336-7100 FAX 847-336-7155
 Design Firm License: Illinois #184-000816
 Copyright 2004 by McClure Engineering Associates, Inc.

GEOMETRIC, STRIPING AND SIGNAGE PLAN
SHERIDAN ROAD IMPROVEMENTS
 CITY OF WAUKEGAN JOB NUMBER: 02-28-04-164 LAKE COUNTY, ILLINOIS
 W:\dwg\WK\SHERIDAN-RD\Sher-Striping.dwg 7/18/2006 9:49:01 AM CST