

NOTES:

THE CONTRACTOR SHALL SUBMIT A BRACED EXCAVATION DESIGN INCLUDING PLAN DETAILS AND CALCULATIONS FOR REVIEW AND ACCEPTANCE BY THE ENGINEER.

THE CONTRACTOR SHALL BE RESPONSIBLE FOR PROTECTING OR REROUTING ALL UTILITIES WITHIN THE BRACED EXCAVATION.

THE EAST END OF THE BRACED EXCAVATION SYSTEM SHALL REMAIN IN PLACE UP TO ONE FOOT BELOW GRADE UNTIL REMAINING PORTION OF CULVERT IS CONSTRUCTED. THE CONTRACTOR SHALL REMOVE REMAINING BRACED EXCAVATION SYSTEM OR CUT IT OFF A MINIMUM OF ONE FOOT BELOW GRADE AS SPECIFIED BY THE ENGINEER.

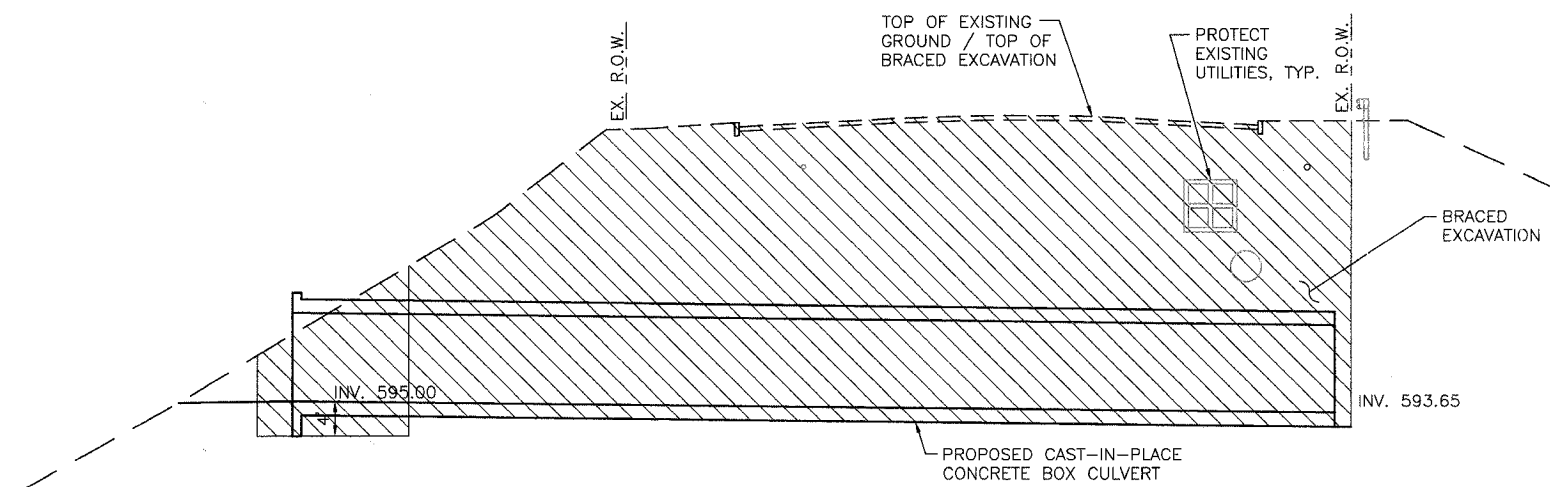
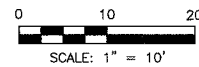
ALL BACKFILL IN BRACED EXCAVATION TRENCH SHALL BE POROUS GRANULAR MATERIAL.

SEE SPECIAL PROVISIONS FOR ADDITIONAL INFORMATION.

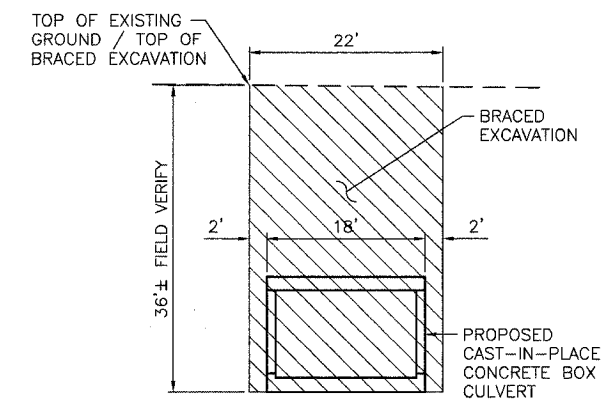
BILL OF MATERIAL

ITEM	UNIT	QUANTITY
BRACED EXCAVATION	CU. YD.	3247

PLAN

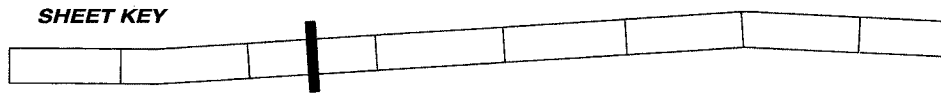


SIDE ELEVATION



END ELEVATION

SHEET KEY



REVISIONS		
NO.	ITEM	DATE

SCALE: 1" = 10'
 DRAWN BY: DAF
 CHECKED BY: AAG
 DATE: 1-16-06

McCLURE ENGINEERING ASSOCIATES, INC.
 2728 Grand Avenue
 Waukegan, Illinois 60085
 TEL 847-336-7110 FAX 847-336-7155
 Design Firm License: Illinois #184-000816
 Copyright 2005 by
 McClure Engineering Associates, Inc.

BRACED EXCAVATION
SHERIDAN ROAD IMPROVEMENTS
 CITY OF WAUKEGAN
 JOB NUMBER: 02-28-04-164
 LAKE COUNTY, ILLINOIS
 W:\dwg\WK\SHERIDAN-RD\Underpass\1-13-06\Braced Excavation.dwg 1/16/2006 9:34:53 AM CST