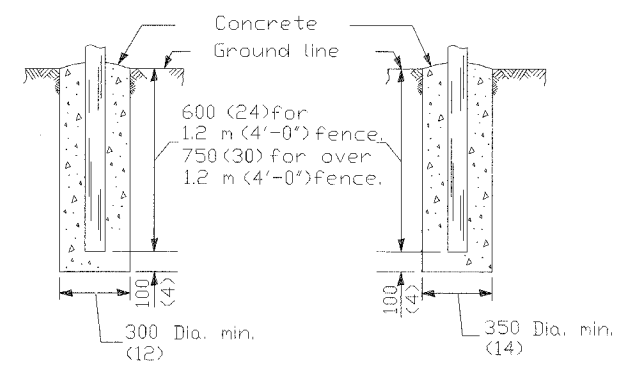


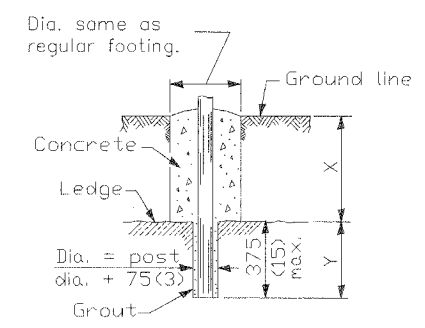
PEDESTRIAN GATE ARRANGEMENT

VEHICLE GATE ARRANGEMENT

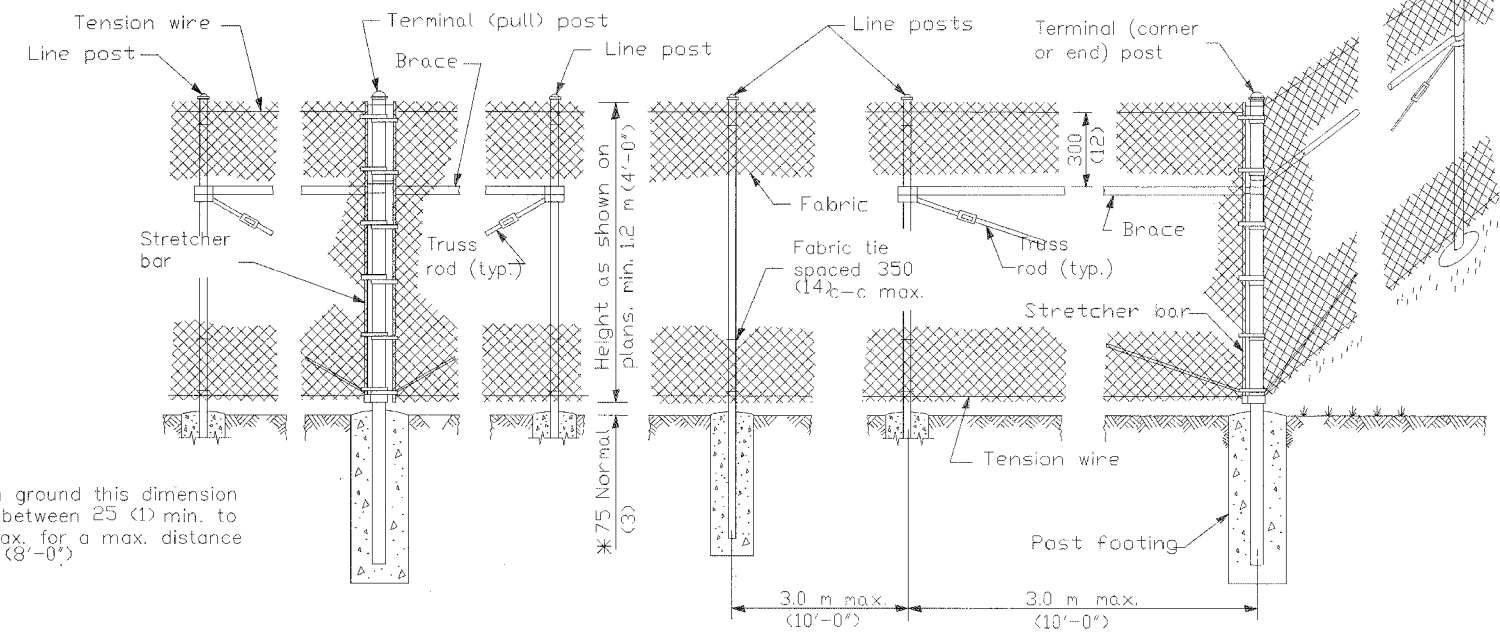


FOOTING FOR LINE POST

FOOTING FOR GATE & TERMINAL POST



FOOTING FOR POST IN ROCK LEDGE



PULL POST ARRANGEMENT

LINE POST ARRANGEMENT

CORNER OR END POST ARRANGEMENT

* On uneven ground this dimension may vary between 25 (1) min. to 125 (5) max. for a max. distance of 2.4 m (8'-0").

* 75 Normal (3)

GENERAL NOTES

Pull posts shall be placed at locations determined by the Engineer. They shall be placed at 200 m (660') intervals between posts to which the ends of the fabric are clamped or midway between such posts when the distance is less than 400 m (1320') and greater than 200 m (660').
 X + Y shall not exceed 600 mm (24"), 750 mm (30") or 900 mm (36"), as applicable. When X is 0 (0) to 225 mm (9"), 380 mm (15"), or 525 mm (21"), Y = 375 mm (15"), and the post shall be shortened as required. When X exceeds 225 mm (9"), 380 mm (15"), or 525 mm (21"), Y shall be decreased correspondingly.

Drawing file: W:\Projects\08003080 - Prairie Path Impr\DOT STANDARDS.dwg May 22, 2007 - 3:38pm

HANCOCK ENGINEERING
 Civil Engineers
 Municipal Consultants
 Established 1911

9933 Roosevelt Road
 Westchester, Illinois 60154-2700
 Phone: 708/965-0300
 Fax: 708/965-1212

| REVISIONS | |
|-------------|----------|
| NAME | DATE |
| M. DE YOUNG | 06/13/90 |
| M. DE YOUNG | 07/03/90 |
| M. DE YOUNG | 3/27/92 |
| R. SHAH | 09/09/94 |
| R. SHAH | 10/25/94 |
| A. ABBAS | 03/21/97 |
| M. GOMEZ | 04/06/01 |

ILLINOIS DEPARTMENT OF TRANSPORTATION

CHAIN LINK FENCE

SCALE: NONE
 DATE: 03/25/02
 DRAWN BY: CADD
 CHECKED BY: