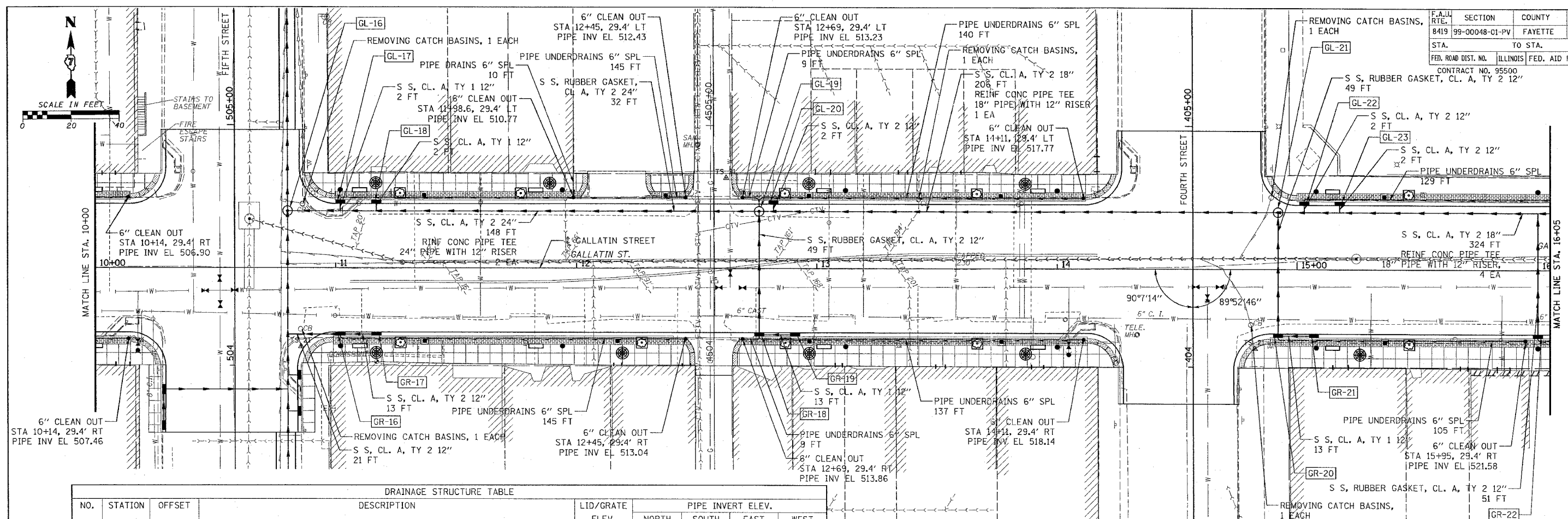


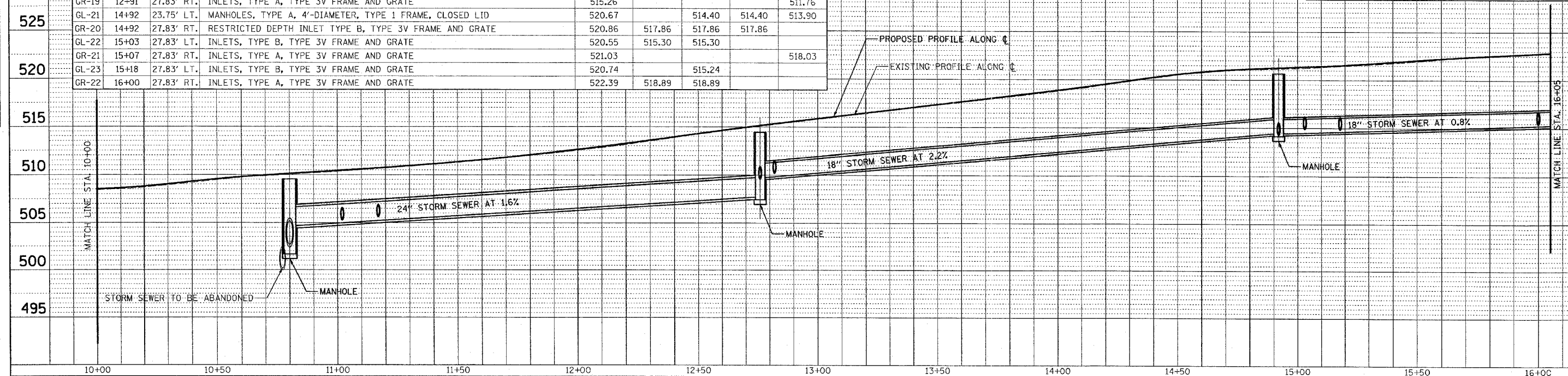
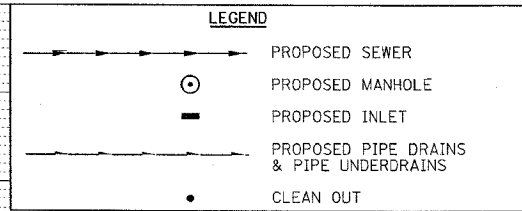
F.A.U. RITE:	SECTION	COUNTY	TOTAL SHEETS	SHEET NO.
8419	99-00048-01-PV	FAYETTE	142	50
STA.	TO STA.			
FED. ROAD DIST. NO.	ILLINOIS FED. AID PROJECT			

CONTRACT NO. 95500



NO.	STATION	OFFSET	DESCRIPTION	LID/GRATE ELEV.	PIPE INVERT ELEV.			
					NORTH	SOUTH	EAST	WEST
GL-16	10+80	23.75' LT.	RESTRICTED DEPTH MANHOLE, 5'-DIAMETER, TYPE 1 FRAME AND CLOSED LID	509.54	502.67	502.67	504.17	
GL-17	11+02	27.83' LT.	INLETS, TYPE A, TYPE 3V FRAME AND GRATE	509.43	505.43	505.43		
GR-16	11+02	27.83' RT.	RESTRICTED DEPTH INLET TYPE B, TYPE 3V FRAME AND GRATE	510.17		506.17	506.17	504.67
GL-18	11+17	27.83' LT.	INLETS, TYPE A, TYPE 3V FRAME AND GRATE	509.77		505.77		
GR-17	11+17	27.83' RT.	INLETS, TYPE A, TYPE 3V FRAME AND GRATE	510.38				506.88
GL-19	12+76	23.75' LT.	RESTRICTED DEPTH MANHOLE, 4'-DIAMETER, TYPE 1 FRAME AND CLOSED LID	514.44	509.24	509.24	509.24	507.24
GR-18	12+76	27.83' RT.	RESTRICTED DEPTH INLET TYPE B, TYPE 3V FRAME AND GRATE	514.81	511.31	511.31	511.31	
GL-20	12+82	27.83' LT.	INLETS, TYPE A, TYPE 3V FRAME AND GRATE	514.36		510.36		
GR-19	12+91	27.83' RT.	INLETS, TYPE A, TYPE 3V FRAME AND GRATE	515.26				511.76
GL-21	14+92	23.75' LT.	MANHOLES, TYPE A, 4'-DIAMETER, TYPE 1 FRAME, CLOSED LID	520.67		514.40	514.40	513.90
GR-20	14+92	27.83' RT.	RESTRICTED DEPTH INLET TYPE B, TYPE 3V FRAME AND GRATE	520.86	517.86	517.86	517.86	
GL-22	15+03	27.83' LT.	INLETS, TYPE B, TYPE 3V FRAME AND GRATE	520.55	515.30	515.30		
GR-21	15+07	27.83' RT.	INLETS, TYPE A, TYPE 3V FRAME AND GRATE	521.03				518.03
GL-23	15+18	27.83' LT.	INLETS, TYPE B, TYPE 3V FRAME AND GRATE	520.74		515.24		
GR-22	16+00	27.83' RT.	INLETS, TYPE A, TYPE 3V FRAME AND GRATE	522.39	518.89	518.89		

ABBREVIATIONS
 PIPE DRAINS X" SPL = PIPE DRAINS X" (SPECIAL)
 PIPE UNDERDRAINS X" SPL = PIPE UNDERDRAINS X" (SPECIAL)
 S S CL A, TY 1 = STORM SEWERS CLASS A, TYPE 1
 S S CL A, TY 2 = STORM SEWERS CLASS A, TYPE 2
 S S, RUBBER GASKET, CL A, TY 1 = STORM SEWERS, RUBBER GASKET, CLASS A, TYPE 1
 S S, RUBBER GASKET, CL A, TY 2 = STORM SEWERS, RUBBER GASKET, CLASS A, TYPE 2



DATE: _____
 BY: _____
 CHECKED: _____
 DATE: _____

DATE: _____
 BY: _____
 CHECKED: _____
 DATE: _____

CADD FILE: /4812/ea.Gallatin_03.dgn
 PLOTTED: 01/23/2007

H.M. & G. NO. 4812