

43+2 = 45

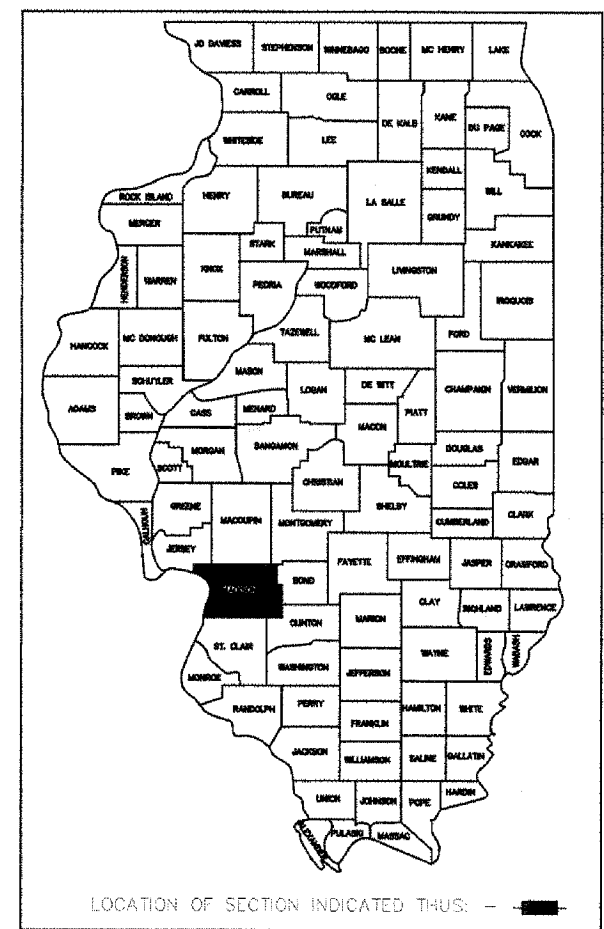
F.A. R.T.C.	SECTION	COUNTY	TOTAL SHEETS	SHEET NO.
	06-00026-01-MS	MADISON	43	1

FEDERAL AID PROJECT


- STANDARDS**
- 280001-03
 - 606001-03
 - 424001-04
 - 701501-03
 - 702001-06
 - 701001-01
 - 701301-02

STATE OF ILLINOIS
DEPARTMENT OF TRANSPORTATION
DIVISION OF HIGHWAYS
LEWIS & CLARK TOWERS
PHASE 2A
WELCOME CENTER


ENHANCEMENT FUNDS:
SECTION 06-00026-01-MS
PROJECT NO. TE-D008(113)
VILLAGE OF HARTFORD
 JOB NO. C-98-303-07




PHASE 2A WELCOME CENTER	
INDEX OF DRAWINGS	
GENERAL DRAWINGS	MECHANICAL DRAWINGS
AA1-01 COVER SHEET	MA3-01 FLOOR PLAN - MECHANICAL
	MA3-02 MECHANICAL SCHEDULES
CIVIL DRAWINGS	PLUMBING DRAWINGS
AC1-01 GENERAL NOTES / SUMMARY OF QUANTITIES	PA3-01 BELOW FLOOR PLAN - PLUMBING
AC1-02 DETAILS	PA3-02 FIRST FLOOR PLAN - PLUMBING
AC1-03 WATER MAIN DETAILS	PA3-03 FLOOR PLAN / FOUNTAIN PIPING - PLUMBING
AC1-04 SANITARY SEWER DETAILS	PA3-04 FOUNTAIN ISOMETRIC & DETAILS - PLUMBING
AC1-05 CONSTRUCTION PLAN	PA4-01 LEGEND, SCHEDULES & DETAILS - PLUMBING
AC1-06 GRADING PLAN/EROSION CONTROL PLAN	
AC1-07 WATER LINE & SANITARY SEWER PLAN AND PROFILE	
STRUCTURAL DRAWINGS	ELECTRICAL DRAWINGS
S1.1A TYPICAL DETAILS & GENERAL NOTES	EA1-01 ELECTRICAL SYMBOLS AND ABBREVIATIONS
S2.1A FOUNDATION PLAN	EA2-01 ELECTRICAL SITE PLAN
S2.2A ROOF PLAN	EA2-02 PLAZA LIGHTING PLAN
S3.1A SECTIONS AND DETAILS	EA3-01 GROUND FLOOR LIGHTING PLAN
S3.2A SECTIONS AND DETAILS	EA4-01 GROUND FLOOR POWER PLAN
	EA4-02 LANDING ELECTRICAL PLANS
	EA4-03 LANDING ELECTRICAL PLANS
	EA4-04 ELECTRICAL SECTIONS
	EA5-01 ONE LINE DIAGRAM
	EA6-01 ELECTRICAL DETAILS
	EA6-02 ELECTRICAL DETAILS
	EA7-01 LIGHTING FIXTURE SCHEDULE
	EA7-02 EQUIPMENT DATA SCHEDULE
ARCHITECTURAL DRAWINGS	
AA1-02 OVERALL SITE PLAN (REFERENCE ONLY)	
AA1-03 PHASE 2A ARCHITECTURAL SITE PLAN	
AA2-01 DOOR INFORMATION/MOUNTING HEIGHTS/PARTITION TYPES	
AA3-01 FLOOR PLAN / ROOF PLAN	
AA3-02 REFLECTED CEILING PLAN / TOWER ROOF PLAN & SECTIONS	
AA4-01 EXTERIOR TOWER ELEVATIONS	
AA4-02 EXTERIOR BUILDING ELEVATIONS	
AA4-03 EXTERIOR BUILDING ELEVATIONS	
AA4-04 ENTRY FOUNTAIN PLAN, ELEVATION AND SECTIONS	
AA5-01 DETAILS	
AA5-02 DETAILS	
AA5-03 PLATFORM FENCE PLAN AND DETAILS	




LOCATION MAP
 NO SCALE




STRUCTURAL ENGINEER
S.S.E. INC.
 138 W. CLINTON PLACE
 ST. LOUIS, MO 63122
 PH. (314) 965-2233
 FAX (314) 965-8269




CIVIL ENGINEER / LAND SURVEY
BLOTEVOGEL ASSOC. INC.
 2 GINGER CREEK PARKWAY
 GLEN CARBON, IL 62034
 PH. (618) 656-4166
 FAX (618) 656-7127



ARCHITECT
KAI
 211 NORTH BROADWAY, SUITE 1900
 ST. LOUIS, MO 63102
 PH. (314) 241-8188
 FAX (314) 241-0125



ELECTRICAL DESIGN
KAI
 211 NORTH BROADWAY, SUITE 1900
 ST. LOUIS, MO 63102
 PH. (314) 241-8188
 FAX (314) 241-0125



MECHANICAL DESIGN & PLUMBING
KAI
 211 NORTH BROADWAY, SUITE 1900
 ST. LOUIS, MO 63102
 PH. (314) 241-8188
 FAX (314) 241-0125

UTILITIES
 AMEREN UE (ELEC.) CHARTER COMMUNICATIONS
 PO BOX 66529 (CABLE)
 ST. LOUIS, MO 63166 1048 STATE ST.
 1-800-552-7583 EAST ST. LOUIS, IL 62201
 1-800-211-4450

AMEREN IP (GAS) SBC (PHONE)
 PO BOX 2543 721 MISSOURI AVE
 DECATUR, IL 62525 EAST ST. LOUIS, IL 62201
 1-800-755-5000 618-875-9856

JURISDICTION OF
WOOD RIVER DRAINAGE & LEVEE
DISTRICT
 543 W. MADISON AVE.
 WOOD RIVER, IL 62095
 (618) 254-7457 (618) 779-9176

GEOTECHNICAL ENGINEER
SCI ENGINEERING INC.
 15 EXECUTIVE DRIVE, SUITE 4
 FAIRVIEW HEIGHTS, IL 62208
 PH. (618) 624-6969 FAX (314) 231-6733 FAX (618) 624-7099

CONTRACT NO. 97301

ILLINOIS DEPARTMENT OF TRANSPORTATION

APPROVED DATE 7/19 2007
William J. Moore Jr.
WILLIAM MOORE JR. BOARD PRESIDENT

PASSED July 25 2007
[Signature]
DISTRICT #8 ENGINEER OF LOCAL ROADS & STREETS

RELEASING FOR BID BASED ON LIMITED REVIEW July 25 2007
[Signature]
DEPUTY DIRECTOR OF HIGHWAYS, REGION #5 ENGINEER

PRINTED BY THE AUTHORITY OF THE STATE OF ILLINOIS